

TENARIS S.A.
ANNUAL REPORT 2021

TABLE OF CONTENTS

COMPANY PROFILE	3
LETTER FROM THE CHAIRMAN	4
CONSOLIDATED MANAGEMENT REPORT	5
Leading Indicators	9
Information on Tenaris	10
Principal Risks and Uncertainties	28
Operating and Financial Review and Prospects.....	42
Quantitative and Qualitative Disclosure about Market Risk.....	56
Outstanding Legal Proceedings	62
Recent Developments	67
Corporate Governance Statement	68
Related Party Transactions	83
Dividends	86
Employees	87
Diversity and Inclusion.....	88
Non-financial Information	89
MANAGEMENT CERTIFICATION	90
FINANCIAL INFORMATION	90
Consolidated Financial Statements	91
Annual Accounts (Luxembourg GAAP)	163
EXHIBIT I – ALTERNATIVE PERFORMANCE MEASURES	179
INVESTOR INFORMATION.....	180

COMPANY PROFILE

Tenaris is a leading supplier of tubes and related services for the world's energy industry and certain other industrial applications. Our mission is to deliver value to our customers through product development, manufacturing excellence and supply chain management. We seek to minimize risk for our customers and help them reduce costs, increase flexibility and improve time-to-market. Our employees around the world are committed to continuous improvement by sharing knowledge across a single global organization.



LETTER FROM THE CHAIRMAN

As I write this letter, the world of energy and steel is going through dramatic disruption, resulting from the geopolitical turmoil caused by the Russian invasion of Ukraine and the accompanying humanitarian crisis in Europe. Tenaris, having concluded a successful 2021, is now confronting this new reality, adapting its supply chain and its industrial and commercial strategy to an unprecedented level of volatility and uncertainty. At the same time, we are making contributions to support the people displaced by the war into the countries and the communities in which we operate.

2021 was a year of recovery from the worst effects of the pandemic in terms of activity and financial results. In 2021, production, sales and margins showed sequential improvements through the year as our markets recovered from the pandemic-induced collapse of 2020. For the year as a whole, our sales rose 27%, while our EBITDA more than doubled, with the margin surpassing its pre-pandemic level.

Our net income also benefited from our participations in Ternium and Usiminas, reaching 16% of our sales. As a result of these annual results and our solid financial position, we are proposing to restore our dividend payment for the 2021 fiscal year to its pre-pandemic level.

This achievement would not have been possible without the structural measures we took in 2020 to improve our profitability over the longer term, as well as the strategic positioning we have built up over the past years in North America and the rest of the world. Nor would it have been possible without the extraordinary resilience and determination of our employees. They have borne the brunt of the impact of the pandemic in their working environment and on their families over the last two years, while adjusting to rapid changes in industrial production, supply chain and customer requirements. It is a tribute to their professionalism that we were able to maintain the high standards of our safety performance over the past year, even when adding 4,000 shop-floor employees.

The United States, and more generally North America, has been at the center of our recovery, being at the forefront of the increase in demand for our products and services, as well as our industrial reactivation. Production at our Bay City mill has reached full capacity and we have reopened many of the facilities we had to close when the pandemic struck, including the recently-acquired Koppel steel shop, which is supplying steel to our Bay City and Ambridge mills.

With the cost of steel reaching record levels during the year and distributor inventory levels declining to less than four months of consumption, U.S. spot market OCTG prices have reached their highest level since 2008. During this period, we have strengthened our Rig Direct® service model by introducing digital integration services and reducing working capital requirements. Today, 80% of items ordered by our U.S. Rig Direct® customers are made using our Rig Direct® portal to integrate order management processes, and our PipeTracer® application is being used to make digital tallies.

In Canada, we are making a major investment to integrate our seamless and welded pipe production in Sault Ste. Marie. With this investment, we will expand the range of products we can produce domestically and improve the sustainability of our operations in the country. The offshore market is also recovering, though at a different pace, and that recovery is mainly taking place in Latin America: Brazil, Guyana and Mexico. In Brazil, we are complementing our traditional supply of large-diameter welded casing to Petrobras with seamless medium-diameter casing and seamless risers. In Guyana, we were recently awarded a 10-year contract to supply the casing requirements, including large-diameter connectors, Dopeless® connections and pipe management services, for the largest development in the region.

Onshore markets in Argentina and Colombia have also recovered from their pandemic lows. Recently, in Argentina, the government issued a decree authorizing a project to build a major new gas pipeline from Neuquen to Buenos Aires. This should enable a further expansion of gas production in the Vaca Muerta shale formation and reduce the need for future LNG imports.

In the Middle East, the recovery is in an earlier phase, and demand for our products was affected by destocking of excess inventories. We have won important long-term tenders for supply to major consumers in the UAE, where we are introducing our Rig Direct® service and increasing local content. Also in Qatar, where we are providing a full range of OCTG and line pipe, and in Kuwait. We expect our sales to this region to recover during 2022.

Our sales of mechanical pipe also recovered during the year. Of particular note is the expansion of our sales of tubular components for airbags, where we are currently completing the expansion of a component facility in China. Autoliv, our main customer in this segment, recently granted us their 2021 best supplier award. We are progressing on the road map we set out to reduce the carbon emissions intensity of our operations in line with our 2030 target. In February, our Board approved a USD190 million investment project to build a wind farm in Argentina, which will supply close to 50% of the electric energy requirements of our Siderca integrated seamless pipe facilities. This is an important initiative to enhance the sustainability of our operations and secure a source of energy supply in the country.

We are also preparing for the energy transition through developing materials and products for low-carbon energy applications. For hydrogen applications, we are actively participating in joint industry working groups to define standards for line pipe, and have developed and tested material chemistries that resist steel embrittlement in high pressure applications.

Over the past year, Tenaris has recovered strongly from the impact of the pandemic on energy markets, while strengthening its global leadership and supporting its customers in a fast-moving environment.

As we shift from one global crisis to another, I would like to thank our employees for their contributions and commitment over the past year, as well as our customers, suppliers and shareholders for their continued support.

March 30, 2022



Paolo Rocca

CONSOLIDATED MANAGEMENT REPORT

CERTAIN DEFINED TERMS

Unless otherwise specified or if the context so requires:

- References in this annual report to “the Company” are exclusively to Tenaris S.A., a Luxembourg *société anonyme*.
- References in this annual report to “Tenaris”, “we”, “us” or “our” are to Tenaris S.A. and its consolidated subsidiaries. See “II. Accounting Policies A. Basis of presentation” and “II. Accounting Policies B. Group accounting” to our audited consolidated financial statements included in this annual report.
- References in this annual report to “San Faustin” are to San Faustin S.A., a Luxembourg *société anonyme* and the Company’s controlling shareholder.
- “shares” refers to ordinary shares, par value \$1.00, of the Company.
- “ADSs” refers to the American Depositary Shares, which are evidenced by American Depositary Receipts, and represent two shares each.
- “OCTG” refers to oil country tubular goods. See “Information on Tenaris – Business Overview – Our Products”.
- “tons” refers to metric tons; one metric ton is equal to 1,000 kilograms, 2,204.62 pounds, or 1.102 U.S. (short) tons.
- “billion” refers to one thousand million, or 1,000,000,000.
- “U.S. dollars”, “US\$”, “USD” or “\$” each refers to the United States dollar.
- “EUR” refers to the Euro.
- “ARS” refers to the Argentine peso.
- “BRL” refers to Brazilian real.

PRESENTATION OF CERTAIN FINANCIAL AND OTHER INFORMATION

Accounting Principles

We prepare our consolidated financial statements in accordance with International Financial Reporting Standards (“IFRS”), as issued by the International Accounting Standards Board (“IASB”), and in accordance with IFRS, as adopted by the European Union. Additionally, this annual report includes certain non-IFRS alternative performance measures such as EBITDA, Net cash/debt position and Free Cash Flow. See Exhibit I for more details on these alternative performance measures.

We publish consolidated financial statements presented in increments of a thousand U.S. dollars. This annual report includes our audited consolidated financial statements for the years ended December 31, 2021, 2020 and 2019.

Rounding

Certain monetary amounts, percentages and other figures included in this annual report have been subject to rounding adjustments. Accordingly, figures shown as totals in certain tables may not be the arithmetic aggregation of the figures that precede them, and figures expressed as percentages in the text may not total

100% or, as applicable, when aggregated may not be the arithmetic aggregation of the percentages that precede them.

Our Internet Website is Not Part of this Annual Report

We maintain an Internet website at www.tenaris.com. Information contained in or otherwise accessible through our Internet website is not a part of this annual report. All references in this annual report to this Internet site are inactive textual references to these URLs, or “uniform resource locators” and are for informational reference only. We assume no responsibility for the information contained on our Internet website.

This annual report has been prepared in accordance with the European Single Electronic Format (“ESEF”). This version of the annual report is the only authoritative version, and is available on the Luxembourg Stock Exchange website: <https://www.bourse.lu/first>.

Industry Data

Unless otherwise indicated, industry data and statistics (including historical information, estimates or forecasts) in this annual report are contained in or derived from internal or industry sources believed by Tenaris to be reliable. Industry data and statistics are inherently predictive and are not necessarily reflective of actual industry conditions. Such statistics are based on market research, which itself is based on sampling and subjective judgments by both the researchers and the respondents, including judgments about what types of products and transactions should be included in the relevant market. In addition, the value of comparisons of statistics for different markets is limited by many factors, including that (i) the markets are defined differently, (ii) the underlying information was gathered by different methods and (iii) different assumptions were applied in compiling the data. Such data and statistics have not been independently verified, and the Company makes no representation as to the accuracy or completeness of such data or any assumptions relied upon therein.

CAUTIONARY STATEMENT CONCERNING FORWARD-LOOKING STATEMENTS

This annual report and any other oral or written statements made by us to the public may contain “forward-looking statements” under applicable securities laws. Forward-looking statements are based on management’s current views and assumptions and are provided to allow potential investors the opportunity to understand management’s beliefs and opinions in respect of the future so that they may use such beliefs and opinions as one factor in evaluating an investment. Forward-looking statements involve known and unknown risks that could cause actual results, performance or events to differ materially from those expressed or implied by those statements.

We use words and terms such as “aim”, “will likely result”, “will continue”, “contemplate”, “seek to”, “future”, “objective”, “goal”, “should”, “will pursue”, “anticipate”, “estimate”, “expect”, “project”, “intend”, “plan”, “believe” and words and terms of similar substance to identify forward-looking statements, but they are not the only way we identify such statements. This annual report contains forward-looking statements, including with respect to certain of our plans and current goals and expectations relating to Tenaris’s future financial condition and performance. Sections of this annual report that by their nature contain forward-looking statements include, but are not limited to, “Business Overview”, “Principal Risks and Uncertainties”, and “Operating and Financial Review and Prospects”. In addition to the risks related to our business discussed under “Principal Risks and Uncertainties”, other factors could cause actual results to differ materially from those described in the forward-looking statements. These factors include, but are not limited to:

- our ability to implement our business strategy and to adapt it adequately to the energy transition or to grow through acquisitions, joint ventures and other investments;
- our ability to price our products and services in accordance with our strategy;
- trends in the levels of investment in oil and gas exploration and drilling worldwide;
- the competitive environment in our business and our industry;
- the impact of climate change legislations, increasing regulatory requirements and extensive technology and market changes aimed at transitioning to a lower-carbon economy and reducing greenhouse gas (“GHG”) emissions;

- the physical risks resulting from climate change, including increased severity of extreme weather events and long-term shifts in weather patterns;
- our ability to absorb cost increases and to secure supplies of essential raw materials and energy;
- our ability to adjust fixed and semi-fixed costs to fluctuations in product demand;
- the impact of the COVID-19 pandemic and other crises on the world's economy, the energy sector in general, or our business and operations;
- general macroeconomic changes as well as, political, social, public health and other conditions and developments in the countries in which we operate or distribute pipes including developments in connection with the Russia-Ukraine armed conflict; *and*
- changes to applicable laws and regulations, including the imposition of tariffs or quotas or other trade barriers.

By their nature, certain disclosures relating to these and other risks are only estimates and could be materially different from what actually occurs in the future. As a result, actual future gains or losses or other occurrences or developments that may affect our financial condition and results of operations could differ materially from those that have been estimated. You should not place undue reliance on forward-looking statements, which speak only as of the date of this annual report. Except as required by law, we are not under any obligation, and expressly disclaim any obligation to, update or alter any forward-looking statements, whether as a result of new information, future events or otherwise.

Leading Indicators

	2021	2020	2019
TUBES SALES VOLUMES (thousands of tons)			
Seamless	2,514	1,918	2,600
Welded	289	480	671
Total	2,803	2,398	3,271
TUBES PRODUCTION VOLUMES (thousands of tons)			
Seamless	2,736	1,914	2,629
Welded	237	268	671
Total	2,974	2,182	3,300
FINANCIAL INDICATORS (millions of \$)			
Net sales	6,521	5,147	7,294
Operating income (loss)	708	(663)	832
EBITDA ⁽¹⁾	1,359	638	1,372
Net income (loss)	1,053	(642)	731
Cash flow from operations	119	1,520	1,528
Capital expenditures	240	193	350
BALANCE SHEET (millions of \$)			
Total assets	14,449	13,716	14,843
Total borrowings	331	619	822
Net cash position ⁽²⁾	700	1,085	980
Total liabilities	2,344	2,270	2,657
Shareholders' equity including non-controlling interests	12,106	11,446	12,186
PER SHARE / ADS DATA (\$ PER SHARE / PER ADS) ⁽³⁾			
Number of shares outstanding ⁽⁴⁾ (thousands of shares)	1,180,537	1,180,537	1,180,537
Earnings (losses) per share	0.93	(0.54)	0.63
Earnings (losses) per ADS	1.86	(1.08)	1.26
Dividends per share ⁽⁵⁾	0.27	0.07	0.41
Dividends per ADS ⁽⁵⁾	0.54	0.14	0.82
ADS Stock price at year-end	20.86	15.95	22.62
Number of employees ⁽⁴⁾	22,776	19,028	23,200

⁽¹⁾ Defined as operating income plus depreciation, amortization and impairment charges/(reversals).

Impairment charge in 2021 represents a charge of \$57 million to the carrying amount of fixed assets of the CGU NKK and in 2020 represents a charge of \$622 million to the carrying value of goodwill of the CGUs OCTG USA, IPSCO and Coiled Tubing in the amounts of \$225 million, \$357 million and \$4 million respectively, and the carrying value of fixed assets of the CGU Rods USA in the amount of \$36 million. See Exhibit I.

⁽²⁾ Defined as Cash and cash equivalents + Other investments (Current and Non-Current) + / - Derivatives hedging borrowings and investments-Borrowings (Current and Non-Current). See Exhibit I.

⁽³⁾ Each ADS represents two shares.

⁽⁴⁾ As of December 31.

⁽⁵⁾ Paid in respect of the year.

Information on Tenaris

The Company

The Company is a *société anonyme* organized under the laws of the Grand Duchy of Luxembourg. It was established on December 17, 2001. The Company's registered office is located at 26 Boulevard Royal, 4th Floor, L-2449, Luxembourg.

The Company holds, either directly or indirectly, controlling interests in various subsidiaries in the steel pipe manufacturing and distribution businesses and other related businesses. For information on the Company's subsidiaries, see note 32 "Principal subsidiaries" to our audited consolidated financial statements included in this annual report.

Our shares are traded on the Italian Stock Exchange and the Mexican Stock Exchange; the Company's American Depositary Shares ("ADS") trade on the New York Stock Exchange ("NYSE").

Overview

We are a leading manufacturer of pipes and related services for the world's energy industry and certain other industrial applications. Our manufacturing system integrates steelmaking, pipe rolling and forming, heat treatment, threading and finishing across 16 countries. We also have a research and development ("R&D") network focused on enhancing our product portfolio and improving our production processes. Our team, based in more than 30 countries worldwide, is united by a passion for excellence in everything we do.

In addition, we supply pipes and tubular components for non-energy applications and are focused on developing and supplying products and services for low-carbon energy applications such as geothermal wells, waste-to-energy (bio-energy) power plants, hydrogen storage and refueling stations, and carbon capture and sequestration. Through our integrated, worldwide network of seamless and welded manufacturing facilities, service centers and R&D centers, and a team of around 23,000 employees worldwide, we work with customers to meet their needs, upholding the highest standards of safety, quality, performance and reliability.

Our mission is to deliver value to our customers through product and process innovation, manufacturing excellence, supply chain integration, technical assistance and customer service, aiming to reduce risk and costs, increase flexibility and improve time-to-market. Wherever we operate, we are committed to safety and minimizing our environmental footprint, providing opportunities for our people, and contributing to the sustainable development of our communities.

A. History and Development of Tenaris

Tenaris began with the formation of Siderca S.A.I.C. ("Siderca"), the sole Argentine producer of seamless steel pipe products, by San Faustin's predecessor in Argentina in 1948. We acquired Siat S.A., an Argentine welded steel pipe manufacturer, in 1986. We grew organically in Argentina and then, in the early 1990s, began to evolve beyond this initial base into a global business through a series of strategic investments. As of the date of this annual report, our investments include controlling interest in several manufacturing companies:

- Tubos de Acero de México S.A. ("Tamsa"), the sole Mexican producer of seamless steel pipe products;
- Dalmine S.p.A. ("Dalmine"), a leading Italian producer of seamless steel pipe products;
- Confab Industrial S.A. ("Confab"), the leading Brazilian producer of welded steel pipe products;
- NKK Tubes K.K. ("NKK Tubes"), a leading Japanese producer of seamless steel pipe products;
- Algoma Tubes Inc. ("Algoma Tubes"), the sole Canadian producer of seamless steel pipe products;
- S.C. Silcotub S.A. ("Silcotub"), a leading Romanian producer of seamless steel pipe products;
- Maverick Tube Corporation ("Maverick"), a U.S. producer of welded steel pipe products;

- Tenaris Tubocaribe Ltda. (“Tubocaribe”), a welded mill producing OCTG products including finishing of welded and seamless pipes, line pipe products and couplings in Colombia;
- Hydril Company (“Hydril”), a North American manufacturer of premium connection products for oil and gas drilling production;
- PT Seamless Pipe Indonesia Jaya (“SPIJ”), an Indonesian OCTG processing business with heat treatment and premium connection threading facilities;
- Tenaris Qingdao Steel Pipes Ltd. (“Tenaris Qingdao”), a Chinese producer of premium joints and couplings;
- Pipe Coaters Nigeria Ltd. (“Pipe Coaters”), the leading company in the Nigerian coating industry;
- Tenaris Bay City Inc. (“Tenaris Bay City”), a state-of-the-art seamless pipe mill in Bay City, Texas;
- Saudi Steel Pipe Company (“SSPC”), a Saudi producer of welded steel pipe products;
- IPSCO Tubulars Inc. (“IPSCO”), a North American manufacturer of seamless and welded steel pipes;
- Tenaris Baogang Bautou Steel Pipes, Ltd. (“TBSP”), a Chinese company that owns a premium connection threading facility in Baotou, China, in which we have a 60% interest and Inner Mongolia Baotou Steel Union Co., Ltd. (“Baotou Steel”) has the remaining 40%; *and*
- sucker rod businesses, in various countries.

We also own strategic interest in:

- Ternium S.A. (“Ternium”), one of the leading flat steel producers of the Americas with operating facilities in Mexico, Brazil, Argentina, Colombia, the southern United States and Central America;
- Usinas Siderúrgicas de Minas Gerais S.A. (“Usiminas”), a Brazilian producer of high quality flat steel products used in the energy, automotive and other industries; *and*
- Techgen S.A. de C.V. (“Techgen”), an electric power plant in Mexico.

In 2019, we entered into a joint venture with Severstal to build and operate a welded pipe mill to manufacture OCTG products in Surgut, Western Siberia. Our share in the joint venture is 49%. In 2020, the parties placed the construction on-hold due to market conditions and the pandemic. The initiative may be further affected or cancelled as a result of the recent armed conflict involving Russia and Ukraine and the designation of Severstal’s controlling shareholder as a person subject to EU and UK sanctions. As of December 31, 2021, our investment in the joint venture amounted to \$16.8 million. We are currently assessing the amount to be written off from this investment. For more information see “Principal Risks and Uncertainties – Risks Relating to Our Business and Industry – The Russia-Ukraine recent armed conflict may adversely affect our operations”; and “Recent developments – The Russia-Ukraine armed conflict and its impact on Tenaris’s operations and financial condition”.

Tenaris’s welded Canadian facility, Prudential Steel Ltd. (“Prudential”), located in Calgary, Alberta, was closed down in 2020, and the pipe manufacturing operations of seamless, welded and premium products in Canada is being consolidated at our AlgomaTubes facility located in Sault Ste. Marie, Ontario with an additional investment of \$72 million. This repositioning of the industrial activities, which is estimated to be completed by June of 2022, is expected to strengthen the competitiveness and increase the domestic production capabilities for the Canadian market.

Tenaris’s seamless pipe manufacturing facility in Japan, located in the Keihin steel complex owned by JFE Holdings Inc. (“JFE”), is operated by NKKTubes, a company owned 51% by Tenaris and 49% by JFE. Following JFE’s decision to permanently cease some of its operations in the Keihin complex, where NKKTubes is located, Tenaris and JFE engaged in discussions and ultimately determined that the project was no longer economically sustainable. Accordingly, the parties agreed to terminate amicably their joint venture and liquidate NKKTubes.

In addition, we have established a global network of pipe finishing, distribution and service facilities with a direct presence in most major oil and gas markets and a global network of R&D centers.

For information on Tenaris's principal capital expenditures and divestitures, see "Information on Tenaris – Business Overview – Capital Expenditure Program".

B. Business Overview

Our business strategy is to consolidate our position as a leading global supplier of integrated product and service solutions to the energy and other industries and to adapt to the energy transition through reducing the carbon emissions in our operations and on developing and supplying products and services for low-carbon energy applications by:

- pursuing strategic investment opportunities in order to further strengthen our presence in local and global markets;
- expanding our comprehensive range of products and developing new products designed to meet the needs of customers operating in challenging environments, including low carbon energy applications, such as hydrogen and carbon capture and storage;
- enhancing our offering of technical, digital and supply chain integration services designed to enable customers to optimize well planning and integrity, simplify operations and reduce overall operating costs; *and*
- securing an adequate supply of production inputs and reducing the manufacturing costs and carbon intensity of our core products.

Pursuing strategic investment opportunities and alliances

We have a solid record of growth through strategic investments and acquisitions. We pursue selective strategic investments and acquisitions as a means to expand our operations and presence in select markets, enhance our global competitive position and capitalize on potential operational synergies. For example:

- In January 2019, we acquired a 47.79% interest in SSPC, a welded steel pipes producer located in Saudi Arabia.
- In February 2019, we entered into a joint venture with Severstal to build and operate a welded pipe plant in West Siberia, Russian Federation. As indicated above, the initiative was put on hold and may be further affected or cancelled as a result of the recent armed conflict involving Russia and Ukraine and the designation of Severstal's controlling shareholder as a person subject to EU and UK sanctions. As of December 31, 2021, our investment in the joint venture amounted to \$16.8 million. We are currently assessing the amount to be written off from this investment.
- In January 2020, we acquired IPSCO, a North American manufacturer of seamless and welded steel pipes, from PAO TMK ("TMK"), with facilities located mainly in the midwestern and northeastern regions of the United States, and a steel shop in Koppel, Pennsylvania. For more information on IPSCO's acquisition see note 33 "Business combinations – Acquisition of IPSCO Tubulars, Inc." to our audited consolidated financial statements included in this annual report.
- In December 2020 we entered into a joint venture with Baotou Steel to build a premium connection threading facility to finish steel pipes produced by our joint venture partner in Baotou, China, for sale to the domestic market. The plant started operations in the first quarter of 2022.
- In February 2022, we announced an investment plan to build a wind farm in Argentina at a cost of approximately \$190 million, which would reduce Tenaris's CO₂ emissions in that country by around 150,000 tons per year, and supply close to 50% of the energy requirements at the integrated seamless pipe mill in Campana, Argentina. This investment is expected to be completed during 2023.

Our track record on the acquisition of companies is described above (see "History and Development of Tenaris").

Expanding our range of products

We have developed an extensive range of high-value products suitable for most of our customers' operations using our network of specialized R&D facilities and by investing in our manufacturing facilities. As our customers expand their operations, we seek to supply high-value products that reduce costs and enable them to operate safely in challenging environments, including those for low-carbon applications associated with the energy transition.

Enhancing our offering of technical, digital and supply chain integration services - Rig Direct® - and extending their global deployment

We continue to enhance our offering of Rig Direct® services and extend their deployment worldwide. For many years, we have provided these services, managing customer inventories and directly supplying pipes to their rigs on a just-in-time basis, complemented by technical advice and assistance on the selection of materials and their use in the field, in markets like Mexico and Argentina. In response to changes in market conditions and the increased focus of customers on reducing costs and improving the efficiency of their operations, the extent and deployment of our Rig Direct® services has been extended throughout North America and in other markets around the world (e.g., North Sea, Romania, Indonesia and, most recently, the United Arab Emirates) and now include digital and more extensive supply chain integration services. Through the provision of Rig Direct® services, we seek to integrate our operations with those of our customers using digital technologies to shorten the supply chain and simplify operational and administrative processes, as well as technical services for well planning and well integrity, to reduce costs, improve safety and minimize environmental impact. They are also intended to differentiate us from our competitors and further strengthen our relationships with customers worldwide through long-term agreements.

Securing inputs for our manufacturing operations

We seek to secure our existing sources of raw material and energy inputs, and to gain access to new sources of low-cost inputs which can help us maintain or reduce the cost of manufacturing our core products and reduce the carbon emissions intensity of our operations over the long term. We aim to achieve a vertically integrated value chain for our production. To this end, we purchase most of our supplies through Exiros, a specialized procurement company the ownership of which we share with Ternium. Exiros offers us integral procurement solutions, supplier sourcing activities; category organized purchasing; suppliers' performance administration; and inventory management. In addition, through IPSCO's acquisition, we have secured a steel shop in Koppel, Pennsylvania, which is our first steel shop in the United States and provides vertical integration through domestic production of a significant part of our steel bar needs in the United States.

Energy transition opportunities

As suppliers of tubular products and services to the energy industry, the energy transition currently underway provides an important opportunity to develop new products and services for potentially fast-growing segments like hydrogen transportation and storage, carbon capture and sequestration ("CCS") and geothermal installations. We have developed a range of technologies that are particularly suited for use in hydrogen storage and transportation, where we are seeing fast growth in demand for large, high-pressure vessels used in the build out of hydrogen refueling stations for heavy-duty vehicles and buses in Europe and California. We are also seeing increasing interest from customers for developing CCS projects.

Our Competitive Strengths

We believe our main competitive strengths include:

- our global production, commercial and distribution capabilities, offering a full product range with flexible supply options backed up by local service capabilities in important oil and gas producing and industrial regions around the world;
- our ability to develop, design and manufacture technologically advanced products;

- our solid and diversified customer base and historic relationships with major international oil and gas companies around the world, and our strong and stable market shares in most of the countries in which we have manufacturing operations;
- our proximity to our customers;
- our human resources around the world with their diverse knowledge and skills;
- our low-cost operations, primarily at state-of-the-art, strategically located production facilities with favorable access to raw materials, energy and labor, and more than 60 years of operating experience;
and
- our strong financial condition.

Business Segments

Tenaris has one major business segment, “Tubes”, which is also the reportable operating segment.

The Tubes segment includes the production and sale of both seamless and welded steel tubular products and related services mainly for the oil and gas industry, particularly OCTG used in drilling operations, and for other industrial applications with production processes that consist in the transformation of steel into tubular products. Business activities included in this segment are mainly dependent on the oil and gas industry worldwide, as this industry is a major consumer of steel pipe products, particularly casing, tubing and line pipe products used in drilling and transportation activities. Demand for steel pipe products from the energy industry has historically been volatile and depends primarily upon the number of oil and natural gas wells being drilled, completed and reworked, and the depth and drilling conditions of such wells. As the energy transition advances, demand is also expected to grow in low-carbon energy applications such as geothermal, hydrogen and carbon capture and storage.

The Tubes segment includes the production and sale of both seamless and welded steel tubular products and related services mainly for the energy industry, particularly casing and tubing used in oil and gas drilling operations, and line pipe used in the transportation and processing of oil and gas, but also other industrial applications. Our production processes include the production of steel and its transformation into tubular products. Business activities included in this segment are mainly dependent on the oil and gas industry worldwide, as this industry is a major consumer of steel pipe products. Demand for steel pipe products from the energy industry has historically been volatile and depends primarily upon the number of oil and natural gas wells being drilled, completed and reworked, and the depth and drilling conditions of such wells. Major oil and gas companies are beginning to adapt their strategies and increase their investments in renewable energies to address the energy transition while maintaining their capability to meet market demand for oil and gas, and reducing the emissions from their operations. As the energy transition advances, demand for our products and services from low-carbon energy applications, such as geothermal, hydrogen and carbon capture and storage, is expected to increase while demand for oil and gas applications may decrease.

Sales are generally made to end users, with exports being done through a centrally managed global distribution network and domestic sales made through local subsidiaries.

The “Others” segment includes all other business activities and operating segments that are not required to be separately reported, including the production and sale of sucker rods, utility conduits for buildings, coiled tubing used in oil and gas extraction activities, oil and gas services including fracking and coiled tubing services in Argentina, industrial equipment of various specifications and for diverse applications, heat exchangers, and the sale of energy and raw materials that exceed internal requirements.

For more information on our business segments, see “II C. Accounting Policies – Segment information” to our audited consolidated financial statements included in this annual report.

Our Products

Our principal finished products are seamless and welded steel casing and tubing, line pipe and various other mechanical and structural steel pipes for different uses. Casing and tubing are also known as oil country tubular

goods (“OCTG”). We manufacture our steel pipe products in a wide range of specifications, which vary in diameter, length, thickness, finishing, steel grades, coating, threading and coupling. For more complex applications, including high pressure and high temperature applications, seamless steel pipes are usually specified and, for some standard applications, welded steel pipes can also be used. In addition to oil and gas applications, many of our products can also be used in low-carbon energy applications, such as geothermal, hydrogen and carbon capture and storage.

Casing. Steel casing is used to sustain the walls of oil and gas wells during and after drilling.

Tubing. Steel tubing is used to conduct crude oil and natural gas to the surface after drilling has been completed.

Line pipe. Steel line pipe is used to transport crude oil and natural gas from wells to refineries, storage tanks and loading and distribution centers.

Mechanical and structural pipes. Mechanical and structural pipes are used by general industry for various applications, including the transportation of other forms of gas and liquids under high pressure.

Cold-drawn pipe. The cold-drawing process permits the production of pipes with the diameter and wall thickness required for use in boilers, superheaters, condensers, heat exchangers, automobile production and several other industrial applications.

Premium joints and couplings. Premium joints and couplings are specially designed connections used to join lengths of steel casing and tubing for use in high temperature or high pressure environments. A significant portion of our steel casing and tubing products are supplied with premium joints and couplings. We own an extensive range of premium connections, and following the integration of the premium connections business of Hydril, we have marketed our premium connection products under the “TenarisHydril” brand name. In addition, we hold licensing rights to manufacture and sell the Atlas Bradford range of premium connections outside the United States and, since our acquisition of IPSCO in January 2020, we own the “Ultra” and “TORQ” ranges of premium connections.

Coiled tubing. Coiled tubing is used for oil and gas drilling and well workovers and for subsea pipelines.

Other products. We also manufacture sucker rods used in oil extraction activities, utility conduit pipes used in buildings and construction and industrial equipment of various specifications and diverse applications, including liquid and gas storage equipment. In addition, we produce shell and tube heat exchangers for various applications, and we sell energy and raw materials that exceed our internal requirements.

Production Process and Facilities

We operate relatively low-cost production facilities, which we believe is the result of:

- state-of-the-art, strategically located plants;
- favorable access to high quality raw materials, energy and labor at competitive costs;
- operating history of more than 60 years, which translates into solid industrial know-how;
- constant benchmarking and best-practices sharing among the different facilities;
- increasing specialization of each of our facilities in specific product ranges; *and*
- extensive use of digital technologies in our production processes.

Our seamless pipes production facilities are located in North and South America, Europe and Asia and our welded pipes production facilities are located in North and South America and in Saudi Arabia. We also produce steel bars in United States, Mexico, Argentina, Italy and Romania using the scrap-based electric arc furnace process that results in relatively low carbon emissions compared to primary steelmaking processes. In addition, we have tubular accessories facilities, such as sucker rods, in Argentina, Brazil, Mexico, Romania, and

the United States. We produce couplings in Argentina, China, Colombia, Indonesia, Mexico and Romania, and pipe fittings in Mexico. In addition to our pipe threading and finishing facilities at our integrated pipe production facilities, we have pipe threading facilities for steel pipes manufactured in accordance with the specifications of the American Petroleum Institute (“API”), and premium joints in the Canada, China, Ecuador, Indonesia, Kazakhstan, Nigeria, Saudi Arabia, the United Kingdom and the United States, and we are currently building a new premium OCTG threading facility in Abu Dhabi, U.A.E.

The following table shows our aggregate installed production capacity of seamless and welded steel pipes and steel bars at the dates indicated as well as the aggregate actual production volumes for the periods indicated.

In 2021, our production capacity for welded pipes decreased as a result of the dismantling of our Canadian facility and one of our U.S. facilities. Part of the equipment dismantled at our Calgary facility in Alberta is being modernized and relocated along with new equipment to our Sault Ste. Marie facility in Ontario, as part of an investment in a repositioning plan for our industrial activities, which is estimated to be completed in June 2022.

In 2020, our production capacity for steel bars, seamless and welded pipes increased mainly as a result of IPSCO’s acquisition.

In 2019, our production capacity for welded tubes increased due to the acquisition of a controlling interest in SSPC.

	At or for the year ended December 31,		
	2021	2020	2019
<i>Thousands of tons</i>			
Steel Bars			
Effective Capacity (annual) ⁽¹⁾	4,485	4,485	3,985
Actual Production	3,141	1,749	2,835
Tubes – Seamless			
Effective Capacity (annual) ⁽¹⁾	4,680	4,680	4,300
Actual Production	2,736	1,914	2,629
Tubes – Welded			
Effective Capacity (annual) ⁽¹⁾	3,155	3,780	2,980
Actual Production	237	268	671

⁽¹⁾ Effective annual production capacity is calculated based on standard productivity of production lines, theoretical product mix allocations, the maximum number of possible working shifts and a continued flow of supplies to the production process.

Competition

The global market for steel pipe products is highly competitive. Seamless steel pipe products, which are used extensively in the energy industry particularly for offshore, high pressure, high stress, corrosive and other complex applications, are produced in specialized mills using round steel billets and specially produced ingots. Welded steel pipe products are produced in mills which process steel coils and plates into steel pipes. Steel companies that manufacture steel coils and other steel products but do not operate specialized seamless steel mills are generally not competitors in the market for seamless steel pipe products, although they often produce welded steel pipes or sell steel coils and plates used to produce welded steel pipes.

The production of steel pipe products following the stringent requirements of major oil and gas companies operating in offshore and other complex operations requires the development of specific skills and significant investments in manufacturing facilities. By contrast, steel pipe products for standard applications can be produced in most seamless pipe mills worldwide and sometimes compete with welded pipe products for such applications including OCTG applications. Welded pipe, however, is not generally considered a satisfactory substitute for seamless steel pipe in high-pressure or high-stress applications.

Over the past decade, substantial investments have been made, especially in China but also in other regions around the world, to increase production capacity of seamless steel pipe products. Production capacity for more specialized product grades has also increased. With the downturn between 2014 and 2016 in the price of oil and demand for tubes for oil and gas drilling, the overcapacity in steel pipe and seamless steel pipe production worldwide became acute, extending beyond commodity grades. This situation has been accentuated by the more recent COVID-19 induced collapse in demand and the prospect of an accelerated energy transition. The competitive environment is, as a result, intense, and we expect that this can only continue without substantial

capacity reductions. Effective competitive differentiation and industry consolidation will be key factors for Tenaris.

Our principal competitors in steel pipe markets worldwide are described below.

- Vallourec S.A. (“Vallourec”), a French company, has mills in Brazil, China, Germany and the United States. Vallourec has a strong presence in the European market for seamless pipes for industrial use and a significant market share in the international market with customers primarily in Europe, the United States, Brazil, China, the Middle East and Africa. Vallourec is an important competitor in the international OCTG market, particularly for high-value premium joint products, where it operates a technology partnership for VAM® premium connections with Nippon Steel Corporation (“NSC”). Prior to the collapse in oil prices in 2014 to 2016, Vallourec increased its production capacity by building mills in Brazil (jointly with NSC) and Youngstown, Ohio, acquiring three tubular businesses in the United States and Saudi Arabia, and concluding an agreement with a Chinese seamless steel producer, Tianda Oil Pipe Company (“Tianda”) to distribute products from Tianda in markets outside China. In early 2016, in response to accumulating losses, Vallourec announced a \$1 billion capital increase, more than half of which was provided by a French government fund and NSC, who each agreed to increase their equity participation to 15%. At the same time, an industrial restructuring program was announced under which Vallourec reduced capacity in Europe, closing its rolling mills in France, combined its operations in Brazil with that of the new mill held with NSC, acquired a majority position in Tianda and bought out the remaining minority interest, and strengthened its cooperation with NSC for the development and testing of premium connection products and technology. Despite this restructuring program, Vallourec’s losses continued and its equity position turned negative. In June 2021, Vallourec completed a further financial restructuring, in which its former shareholders, including NSC and Bpifrance (“BPI”), a French state-owned investment company, were severely diluted and its creditors, including private equity investors, assumed effective control. Under this restructuring, NSC exited its investment in the Brazilian mill and had its position in Vallourec diluted to around 3%. Subsequently, NSC also sold its equity interests in Vallourec’s US operations. In November 2021, Vallourec announced that it intended to sell or close its German operations during 2022 and announced an investment of EUR100 million in its Brazilian mills to enable the transfer of its specialized products for oil and gas customers from Germany to Brazil.
- Japanese players NSC and, to a lesser extent, JFE together enjoy a significant share of the international market, having established strong positions in markets in the Far East and the Middle East. They are internationally recognized for their supply of high-alloy grade pipe products. In recent years, NSC increased its capacity to serve international markets through the construction with Vallourec of a new seamless pipe mill in Brazil, and further strengthened its ties with Vallourec through participating in Vallourec’s 2016 capital increase and combining their respective Brazilian operations. As part of the latest financial restructuring of Vallourec, NSC relinquished its participation in the Brazilian operation and ceded its reference shareholder position in Vallourec.
- In recent years, TMK, a Russian company, led the consolidation of the Russian steel pipe industry, invested to modernize and expand its production capacity in Russia and expanded internationally through acquisitions into Eastern Europe and the United States. TMK also expanded in the Middle East through the acquisition of a controlling interest in Gulf International Pipe Industry LLC (“Gulf International Pipe”), a welded pipe producer in Oman. More recently, however, TMK adopted a strategy of monetizing its international assets by reducing its participation in Gulf International Pipe and selling IPSCO to Tenaris, as well as strengthening its position in its domestic market by acquiring Chelpipe, the second Russian producer of seamless pipes in 2021.
- Over the past two decades, Chinese producers increased production capacity substantially and strongly increased their exports of steel pipe products around the world. Due to unfair trading practices, many countries, including the United States, the European Union, Canada, Mexico and Colombia, have imposed anti-dumping restrictions on Chinese imports to those regions. In 2009, the largest Chinese producer of seamless steel pipes, Tianjin Pipe (Group) Corporation Limited (“TPCO”), announced a plan to build a new seamless pipe facility in the United States in Corpus Christi, Texas; heat treatment and pipe finishing facilities have been constructed but steelmaking and hot rolling facilities have not been completed. As part of a financial restructuring, a 51% shareholding in TPCO was sold to Shanghai Electric Group and has now been sold on to Citic Group Corporation Ltd. (“Citic”), a state-

owned conglomerate. Although producers from China compete primarily in the “commodity” sector of the market, several of these producers, including Baosteel Group (“Baosteel”) and TPCO, have developed and are selling more sophisticated products, particularly in the domestic market.

- The tubes and pipes business in the United States and Canada has experienced significant consolidation over the years, while new players have also emerged. Following the acquisitions of Maverick and Hydril by Tenaris and the earlier acquisition of North Star Steel by Vallourec, U.S. Steel Corporation acquired Lone Star Steel Technologies. In 2008, Evraz Group S.A. (“Evraz”) and TMK, two Russian companies, acquired IPSCO’s Tubular division, with Evraz retaining IPSCO’s operations in Canada and TMK acquiring IPSCO’s operations in the United States. Subsequently, Tenaris constructed a greenfield seamless pipe mill at Bay City, Texas and acquired IPSCO from TMK in January 2020, becoming the leading seamless pipe producer in the United States, while U.S. Steel integrated its seamless pipe business by building an EAF steel shop in Fairfield, Alabama, which started up in late 2020. At the same time, many new players have built, or announced plans to build, pipe mills in the United States. These include, in addition to TPCO, Boomerang LLC, a company formed by a former Maverick executive that opened a welded pipe mill in Liberty, Texas, in 2010; Benteler International A.G. (“Benteler”), a European seamless pipe producer that built a new seamless pipe mill in Louisiana, which opened in September 2015; and a plethora of welded pipe mills established by subsidiaries of foreign pipe producers, such as SeAH Steel (“SeAH”), of Korea and JSW Group (“JSW”), of India. North American pipe producers are largely focused on supplying the U.S. and Canadian markets, where they have their production facilities. In Canada, Tenaris recently closed its Prudential welded pipe mill in Calgary and announced an investment plan to concentrate production of seamless and welded pipes at its seamless pipe mill in Sault Ste. Marie, Ontario.
- Korean welded pipe producers, who have a limited domestic market, have expanded capacity in recent years and targeted the U.S. market for standard applications. They have gained a significant market position, despite the application of anti-dumping duties for unfair trading practices and being subject to Section 232 quotas. One of them, SeAH, has acquired and built local welded pipe production facilities in the United States.
- Tubos Reunidos S.A. (“Tubos Reunidos”) of Spain, Benteler International A.G. of Germany and Voest Alpine A.G. (“Voest Alpine”) of Austria each have a significant presence in the European market for seamless steel pipes for industrial applications, Voest Alpine also has a relevant presence in the U.S. and international OCTG markets, and in 2016, Tubos Reunidos opened an OCTG threading facility targeting international markets. In 2006, ArcelorMittal S.A. (“ArcelorMittal”) created a tubes division through several acquisitions and has mills in North America, Eastern Europe, Venezuela, Algeria and South Africa and has built a seamless pipe mill in Saudi Arabia.
- In the Middle East, particularly in Saudi Arabia, which has implemented policies to encourage local production for its oil and gas industry, several pipe mills were established, including a seamless pipe mill built by Jubail Energy Services Company (“JESCO”), a company established with majority participation from a state-backed industrial development company, and a seamless pipe mill originally built by a joint venture of ArcelorMittal and local shareholders (“AMTJ”). These local players have been strengthening their capabilities and are taking an increasing share of the pipes supplied to Saudi Aramco as well as exporting to other countries in the Middle East and the rest of the world. In January 2019, Tenaris acquired a controlling 47.79% participation in SSPC, a local welded pipe producer. In early 2021, JESCO and AMTJ, who were both operating with losses, agreed to merge their operations at the behest of the Saudi Public Investment Fund.

Producers of steel pipe products can maintain strong competitive positions in markets where they have their pipe manufacturing facilities due to logistical and other advantages that permit them to offer value-added services and maintain strong relationships with domestic customers, particularly in the oil and gas sectors. Our subsidiaries have established strong ties with major consumers of steel pipe products in their home markets, reinforced by Rig Direct® services, as discussed above.

Capital Expenditure Program

During 2021, our capital expenditures, including investments at our plants and information systems ("IT"), amounted to \$240 million, compared to \$193 million in 2020 and \$350 million in 2019. Of all capital expenditures made during 2021, \$214 million were invested in tangible assets, compared to \$168 million in 2020 and \$314 million in 2019.

In 2021, we focused on consolidating our production capabilities in North America, enhancing production efficiency to achieve full capacity in all our industrial plants, increasing energy efficiency and increasing product differentiation.

The major highlights of our capital spending program during 2021 included:

- efficiency improvements and industrial integrations in our plants in North America consolidating Tenaris's position in this area, including the industrial transformation of AlgomaTubes in Canada (new ERW forming and premium threading lines) and the continuous casting revamping at the steel shop at our Koppel facility in the United States;
- the construction of new plants and yards to consolidate our presence in local markets, including a new premium threading plant in China, as part of a joint venture with Baotou Steel, and a new service center in Abu Dhabi;
- following the differentiation strategy, new product lines for our Dopeless® 3.0 products, the increase of coating and finishing capacity on special steels pipes and on cold drawn process at our Zalau facility in Romania and at our Tamsa facility in Mexico;
- the revamping and upgrade of our existing lines to improve the standards of industrial efficiency and safety, including the range extension in our Dalmine facility in Italy and our HSE continuous improvement program (including the ongoing overhead cranes replacement);
- energy efficiency and CO₂ reduction projects to achieve the target of reducing carbon emissions intensity, *and*
- offices redesign project aligning our workspace to the new way of working.

In addition to capital expenditures at our plants, we have invested in digital information systems. During 2021 our focus was on deepening the digital transformation strategy for Tenaris in the industrial, commercial and supply chain areas, including internal process improvement; supporting the increasing demand and the expansion in some regions as the United States and Canada, while helping the organization adapt to the new way of working. Our industrial system is being transformed by an integrated scheduling system project and strengthened by the cybersecurity and infrastructure program, which are being expanded to different regions. We have also continued working on digital integration with our customers and vendors to strengthen our relationships and improve efficiency. Furthermore, we continued with the integration of the former IPSCO operations with our systems.

Investments in information systems and other intangible assets totaled \$26 million in 2021, compared to \$26 million in 2020 and \$36 million in 2019.

Capital expenditures in 2022 are expected to increase significantly in respect to 2021, including new investments and the completion of certain main projects which have already started. The investments program includes:

- several energy saving projects and the construction of a wind farm in Argentina, in which the company expects to invest approximately \$130 million in 2022 includes with 24 turbines (with a capacity of 4.2 megawatts each) and 130 meters high metallic towers to produce 509 gigawatt hours of energy per year. The project, with a start-up targeted for August 2023, has an expected useful life of 20 years and involves an expected investment of \$190 million;

- the consolidation of the U.S. industrial system, including the start-up of several IPSCO facilities acquired in 2020 and the ramp up of the already existing facilities;
- the completion of the industrial integration in AlgomaTubes in Canada;
- the increase of capacity in special steel pipes in the Steel Shop in Dalmine in Italy and the necessary upgrades on finishing areas across the Tenaris industrial system;
- the construction of new threading facilities, including a swaging line and offices in Baotou in China and Abu Dhabi; *and*
- the offices redesign project aligning our workspace to the new way of working (having completed the first two pilots).

Product Quality Standards

Our steel products (tubular products, accessories and sucker rods) are manufactured in accordance with the applicable specifications of the American Petroleum Institute (“API”), the American Society for Testing and Materials (“ASTM”), the International Standardization Organization (“ISO”), the Japan Industrial Standards (“JIS”), and European Standards (“EN”), among other standards. The products must also satisfy our proprietary standards as well as our customers’ requirements. We maintain an extensive quality assurance and control program to ensure that our products and services continue to satisfy proprietary industry standards and are competitive from a quality standpoint in comparison with those offered by our competitors.

We currently maintain, for all our manufacturing facilities and services centers, a Quality Management System Certified to ISO 9001 by Lloyd’s Register Quality Assurance (except for the former IPSCO facilities in the United States, that are in the process of changing the certification company to LRQA) and API product licenses granted by API, which are requirements for selling to the major oil and gas companies, which have rigorous quality standards. In addition, the majority of our testing laboratories are certified to ISO 17025. Our Quality Management System (“QMS”), based on the ISO 9001 and API Q1 specifications, assures that products and services comply with customer requirements from the acquisition of raw materials to the delivery of the final product and services. The QMS is designed to ensure the reliability and improvement of the product and the manufacturing operations processes as well as the associated services. Additionally, we have certified the QMS to API Q2 at some locations, a certification specifically developed for companies which offer services in the oil and gas industry.

All of our mills involved in the manufacturing of material for the automotive market are certified according to the standard IATF 16949 by Lloyd’s Register Quality Assurance.

Research and Development

R&D, of new products and processes to meet the increasingly stringent requirements of our customers is an important aspect of our business.

R&D activities are carried out primarily at our global R&D network with its main office in Amsterdam, the Netherlands and specialized research and testing facilities located in Campana, Argentina, in Veracruz, Mexico, and Dalmine, Italy. Additionally, we have a Technology Center in Houston, Texas, where we develop our TenarisHydril Wedge technology. We strive to engage some of the world’s leading industrial research institutions to solve the problems posed by the complexities of oil and gas projects with innovative applications. In addition, our global technical sales team is made up of experienced engineers who work with our customers to identify solutions for each particular oil and gas drilling environment.

Product R&D currently being undertaken is focused on the growingly challenging energy markets, which are lately characterized by increasingly efficient oil and gas activities together with growing energy transition related initiatives. Product R&D includes:

- proprietary premium joint products (OCTG) including Dopeless® technology;
- proprietary steels for various applications (oil and gas drilling and transportation, hydrogen transportation and storage, carbon dioxide transportation and injection, automotive, etc.);

- heavy-wall deepwater line pipe, risers and welding technology;
- tubes and components for the automotive industry and other mechanical applications;
- large vessels for hydrogen storage and refueling stations;
- tubes for boilers;
- welded pipes for oil and gas and other applications;
- sucker rods;
- coiled tubing;
- coatings; *and*
- new low-carbon products and services for potentially fast-growing segments like hydrogen transportation and storage, carbon capture, use and storage (“CCUS”) and geothermal energy.

In addition to R&D aimed at new or improved products, we continuously study opportunities to optimize our manufacturing processes. Recent projects in this area include hardware, algorithms and numerical modeling applied to rolling, heat treatment, non-destructive testing and finishing processes and the development of different process controls, with the goal of improving product quality and productivity at our facilities.

We seek to protect our innovation, through patents, trade secrets, trademarks and other intellectual property tools that allow us to differentiate ourselves from our competitors.

We spent \$45.3 million in R&D in 2021, compared to \$41.8 million in 2020 and \$61.1 million in 2019.

Capitalized costs were not material for the years 2021, 2020 and 2019.

Environmental, Social and Governance (“ESG”) Regulation

We are subject to a wide range of local, provincial and national laws, regulations, permit requirements and decrees relating to environmental, social and governance matters, including laws and regulations relating to climate-change mitigation, use of resources, hazardous materials and radioactive materials, and air emissions, water discharges and waste management; legislation on human rights and modern slavery; human capital, including equal opportunity, gender and disabilities equality, working conditions, work-life balance, and labor market access; and applicable rules on internal control and risk management, anti-corruption, business partner relationship management and other governance issues. For more information on the Company’s governance practices and applicable regulation, see “Corporate Governance Statement”.

ESG regulation has been evolving over the past years and is expected to continue to evolve in the future, particularly with respect to environmental matters. Laws and regulations protecting the environment have become increasingly complex and more stringent and expensive to implement in recent years. Environmental requirements vary from one jurisdiction to another adding complexity to the operations of global companies, such as Tenaris.

The Paris Agreement, adopted at the 2015 United Nations Climate Conference, sets out the global framework to limit the rising temperature of the planet and to strengthen the countries’ ability to deal with the effects of climate change. In order to achieve climate neutrality by the year 2050, the European Commission has laid out several action plans, such as the EU climate adaptation strategy, sustainable finance policies and the raw materials alliance. In addition, the EU Non-Financial Reporting Directive provides the legal framework for annual disclosure of non-financial information and, more recently, the EU Taxonomy Regulation establishes a classification system for environmentally sustainable economic activities, laying out definitions to businesses, stakeholders and policymakers on which economic undertakings can be considered environmentally sustainable

and requiring companies to disclose, in the annual reports, how environmentally sustainable their economic activities are.

Similarly, in response to an increasing investor focus and reliance on climate and ESG-related disclosure and investment, the U.S. Securities and Exchange Commission (“SEC”) announced in March 2021 the creation of a Climate and ESG Task Force to identify ESG-related misconduct and potential violations. In addition, the SEC included, as one of its 2021 examination priorities, a greater focus on climate and ESG-related risks. In March 2022, the SEC proposed rule changes that would require registrants to include certain climate-related disclosures in their periodic reports, including information about climate-related risks that are reasonably likely to have a material impact on their business, results of operations, or financial condition, and certain climate-related financial statement metrics in a note to their audited financial statements.

For more information on the impact of climate change legislations, increasing regulatory requirements and extensive technology and market changes, see “Principal Risks and Uncertainties – Risk Factors - Risks Relating to Our Business and Industry – Climate change legislation and increasing regulatory requirements aimed at transitioning to a lower-carbon economy could reduce demand for our products and services and result in unexpected capital expenditures and costs, and negatively affect our reputation.” For more information on the steps taken by Tenaris to address climate change challenges, see “Operating and Financial Review and Prospects – Overview – Climate Change”.

The ultimate impact of complying with ESG regulations, in particular with applicable environmental regulation, is not always clearly known or determinable because certain laws and regulations have been evolving in the past years or are under constant review by competent authorities. The expenditures required to comply with these laws and regulations, including site or other remediation costs, or costs incurred from potential environmental liabilities, could have a material adverse effect on our financial condition and profitability. While we incur, and will continue to incur, in expenditures to comply with applicable laws and regulations, there always remains a risk that environmental incidents or accidents may occur that may negatively affect our reputation or our operations. For more information on risks related to compliance with environmental regulation and product liability, see “Principal Risks and Uncertainties – Risks Relating to Our Business and Industry – The cost of complying with environmental regulations and potential environmental and product liabilities may increase our operating costs and negatively impact our business, financial condition, results of operations and prospects.”

Compliance with applicable ESG regulation is of utmost importance to the Company and a significant factor in our industry and business. We have not been subject to any significant penalty for any material violation of applicable ESG regulations, including for any material violation of environmental laws and regulations in 2021, and we are not aware of any current material legal or administrative proceedings pending against us with respect to ESG matters, which could have an adverse material impact on our financial condition or results of operations.

Insurance

We carry property damage, general liability and certain other insurance coverage in line with industry practice. However, we do not carry business interruption insurance. Our current general liability coverage includes third party, employers, sudden and accidental seepage and pollution and product liability, up to a limit of \$300 million. Our current property insurance has indemnification caps up to \$250 million for direct damage, depending on the different plants; and a deductible of \$100 million.

C. Organizational Structure and Subsidiaries

We conduct all our operations through subsidiaries. The following table shows the principal subsidiaries of the Company and its direct and indirect ownership in each subsidiary as of December 31, 2021, 2020 and 2019.

Company	Country of Incorporation	Main activity	Percentage of ownership at December 31, (*)		
			2021	2020	2019
ALGOMA TUBES INC.	Canada	Manufacturing of seamless steel pipes	100%	100%	100%
CONFAB INDUSTRIAL S.A. and subsidiaries	Brazil	Manufacturing of welded steel pipes and capital goods	100%	100%	100%
DALMINE S.p.A.	Italy	Manufacturing of seamless steel pipes	100%	100%	100%
HYDRIL COMPANY and subsidiaries (except detailed) (a)	USA	Manufacture and marketing of premium connections	100%	100%	100%
IPSCO TUBULARS INC. and subsidiaries	USA	Manufacturing of welded and seamless steel pipes	100%	100%	NA
MAVERICK TUBE CORPORATION and subsidiaries	USA	Manufacturing of welded steel pipes	100%	100%	100%
NKKTUBES (b)	Japan	Manufacturing of seamless steel pipes	51%	51%	51%
P.T. SEAMLESS PIPE INDONESIA JAYA	Indonesia	Manufacturing of seamless steel products	89%	89%	89%
S.C. SILCOTUB S.A.	Romania	Manufacturing of seamless steel pipes	100%	100%	100%
SAUDI STEEL PIPE CO.	Saudi Arabia	Manufacturing of welded steel pipes	48%	48%	48%
SIAT SOCIEDAD ANONIMA	Argentina	Manufacturing of welded and seamless steel pipes	100%	100%	100%
SIDERCA SOCIEDAD ANONIMA INDUSTRIAL Y COMERCIAL and subsidiaries	Argentina	Manufacturing of seamless steel pipes	100%	100%	100%
TALTA - TRADING E MARKETING SOCIEDADE UNIPessoal LDA.	Portugal	Holding Company	100%	100%	100%
TENARIS BAY CITY, INC.	USA	Manufacturing of seamless steel pipes	100%	100%	100%
TENARIS CONNECTIONS BV	Netherlands	Development, management and licensing of intellectual property	100%	100%	100%
TENARIS FINANCIAL SERVICES S.A.	Uruguay	Financial company	100%	100%	100%
TENARIS GLOBAL SERVICES (CANADA) INC.	Canada	Marketing of steel products	100%	100%	100%
TENARIS GLOBAL SERVICES (U.S.A.) CORPORATION	USA	Marketing of steel products	100%	100%	100%
TENARIS GLOBAL SERVICES (UK) LTD	United Kingdom	Holding company and marketing of steel products	100%	100%	100%
TENARIS GLOBAL SERVICES S.A. and subsidiaries (except detailed) (c)	Uruguay	Holding company and marketing of steel products	100%	100%	100%
TENARIS INVESTMENTS (NL) B.V. and subsidiaries	Netherlands	Holding company	100%	100%	100%
TENARIS INVESTMENTS S.à.r.l.	Luxembourg	Holding company	100%	100%	100%
TENARIS TUBOCARIBE LTDA.	Colombia	Manufacturing of welded and seamless steel pipes	100%	100%	100%
TUBOS DE ACERO DE MEXICO, S.A.	Mexico	Manufacturing of seamless steel pipes	100%	100%	100%

(*) All percentages rounded.

(a) Tenaris Investments S.à.r.l. holds 100% of Hydril's subsidiaries shares except for Technical Drilling & Production Services Nigeria. Ltd where it held 80% for 2019.

(b) Tenaris and JFE agreed to terminate NKKTubes's manufacturing operations by the end of June 2022.

(c) Tenaris holds 98.4% of Tenaris Supply Chain S.A. and 40% of Tubular Technical Services Ltd. and Pipe Coaters Nigeria Ltd., 49% of Amaja Tubular Services Limited, 49% of Tubular Services Angola Lda and 60% of Tenaris Baogang Baotou Steel Pipes Ltd.

Other Investments

Ternium

We have a significant investment in Ternium, a Luxembourg company controlled by San Faustin, whose securities are listed on the NYSE. As of December 31, 2021, the Company held 11.46% of Ternium's share capital (including treasury shares).

The Company is a party to a shareholders' agreement with Techint Holdings S.à.r.l. ("Techint Holdings"), a wholly owned subsidiary of San Faustin and Ternium's main shareholder, dated January 9, 2006, pursuant to which Techint Holdings is required to take actions within its power to cause one of the members of Ternium's board of directors to be nominated by the Company and any directors nominated by the Company to be removed only pursuant to previous written instructions from the Company. The Company and Techint Holdings also agreed to cause any vacancies on Ternium's board of directors to be filled with new directors nominated by either the Company or Techint Holdings, as applicable. The shareholders' agreement will remain in effect so long as each of the parties holds at least 5% of the shares of Ternium or until it is terminated by either the Company or Techint Holdings pursuant to its terms. Carlos Condorelli was nominated by the Company as a director of Ternium pursuant to this shareholders' agreement.

Usiminas

At December 31, 2021, Tenaris held, through its Brazilian subsidiary Confab, 36.5 million ordinary shares and 1.3 million preferred shares of Usiminas, representing 5.19% of its shares with voting rights and 3.07% of its total share capital.

Confab's acquisition of the Usiminas shares was part of a larger transaction performed on January 16, 2012, pursuant to which Tenaris's affiliate Ternium (through certain of its subsidiaries) and Confab acquired a large block of Usiminas ordinary shares and joined Usiminas' existing control group. Subsequently, in 2016, Ternium and Confab subscribed to additional ordinary shares and to preferred shares.

At December 31, 2021, the Usiminas control group held, in the aggregate, 483.6 million ordinary shares bound to the Usiminas shareholders' agreement, representing approximately 68.6% of Usiminas' voting capital. The Usiminas control group, which is bound by a long-term shareholders' agreement that governs the rights and obligations of Usiminas' control group members, is currently composed of three sub-groups: the T/T Group, comprising Confab and certain Ternium entities; the NSC Group, comprising NSC, Metal One Corporation and Mitsubishi Corporation; and Usiminas' pension fund Previdência Usiminas. The T/T Group holds approximately 47.1% of the total shares held by the control group (39.5% corresponding to the Ternium entities and the other 7.6% corresponding to Confab); the NSC Group holds approximately 45.9% of the total shares held by the control group; and Previdência Usiminas holds the remaining 7%.

The corporate governance rules reflected in the Usiminas shareholders' agreement include, among others, an alternation mechanism for the nomination of each of the chief executive officer ("CEO") and the chairperson of the board of directors of Usiminas, as well as a mechanism for the nomination of other members of Usiminas' executive board. The Usiminas shareholders' agreement also provides for an exit mechanism consisting of a buy-and-sell procedure, exercisable at any time after November 16, 2022, and applicable with respect to shares held by NSC and the T/T Group, which would allow either Ternium or NSC to purchase all or a majority of the Usiminas' shares held by the other shareholder.

Confab and the Ternium entities party to the Usiminas shareholders' agreement have a separate shareholders agreement governing their respective rights and obligations as members of the T/T Group. Such separate agreement includes, among others, provisions granting Confab certain rights relating to the T/T Group's nomination of Usiminas' officers and directors under the Usiminas shareholders' agreement. Those circumstances evidence that Tenaris has significant influence over Usiminas, and consequently, Tenaris accounts for its investment in Usiminas under the equity method (as defined by IAS 28).

Techgen

Techgen is a Mexican joint venture company owned 48% by Ternium, 30% by Tecpetrol and 22% by Tenaris. Techgen operates a natural gas-fired combined cycle electric power plant in the Pesquería area of the State of Nuevo León, Mexico. Tenaris, Ternium and Tecpetrol are parties to a shareholders' agreement relating to the governance of Techgen.

In September 2021, the Mexican president submitted to the Mexican Congress a constitutional reform proposal of the electricity sector, which seeks to reverse the legal framework derived from the 2013 constitutional energy reform that opened the sector to private investment. For more information on the risks associated with the energy reform in Mexico, see "Principal Risks and Uncertainties – Risks Relating to Our Business and Industry – Adverse economic or political conditions in the countries where we operate or sell our products and services may decrease our sales or disrupt our manufacturing operations, thereby adversely affecting our revenues, profitability and financial condition".

Global Pipe Company ("GPC")

GPC is a joint venture company, established in 2010 and located in Jubail, Saudi Arabia, which manufactures LSAW pipes. Tenaris, through its subsidiary SSPC, currently owns 35% of the share capital of GPC. Through the shareholders agreement, SSPC is entitled to choose one of the five members of the board of directors of GPC. In addition, SSPC has appointed GPC's general manager and has the ability to block any shareholder resolution.

TenarisSeverstal

In 2019, Tenaris entered into an agreement with Severstal to build a welded pipe plant to produce OCTG products in the Surgut area, West Siberia, Russian Federation. Tenaris holds a 49% interest in the company, while Severstal owns the remaining 51%. The plant, which is estimated to require a total investment of \$280 million is planned to have an annual production capacity of 300,000 tons.

During 2019, we invested \$19.6 million in the project. In 2020, the parties completed all the engineering to get the construction permit but on-site activities were delayed due to the COVID-19 pandemic. Therefore, no additional contributions were made during 2020 and 2021.

The initiative may be further affected or cancelled as a result of the recent armed conflict involving Russia and Ukraine and the designation of Severstal's controlling shareholder as a person subject to EU and UK sanctions. As of December 31, 2021, our investment in the joint venture amounted to \$16.8 million. We are currently assessing the amount to be written off from this investment. For more information see "Principal Risks and Uncertainties – Risks Relating to Our Business and Industry – The Russia-Ukraine recent armed conflict may adversely affect our operations"; and "Recent developments – The Russia-Ukraine armed conflict and its impact on Tenaris's operations and financial condition".

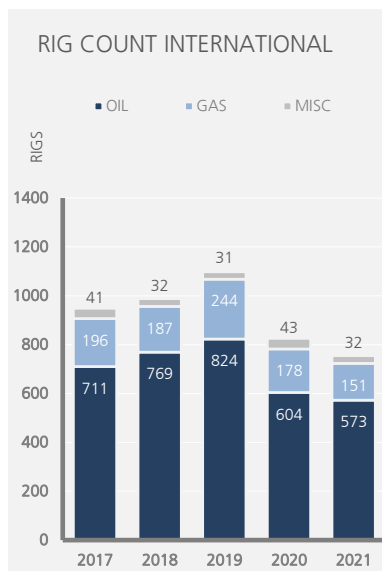
TBSP

In 2020, Tenaris entered into a joint venture with Baotou Steel to build a premium connection threading facility to finish steel pipes produced by our joint venture partner in Baotou, China, for sale to the domestic market. Under the agreement, Tenaris holds 60% of shares in TBSP, while Baotou Steel owns the remaining 40%.

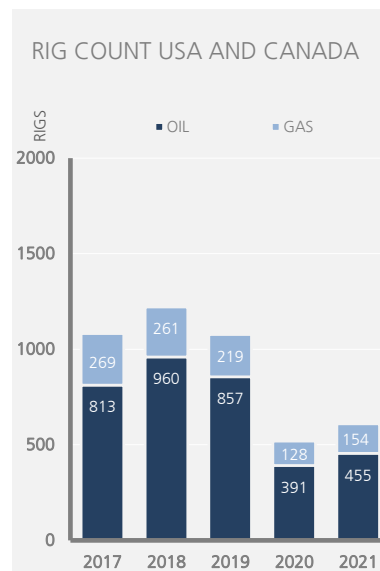
The plant, which is estimated to require a total investment of \$32.6 million, is planned to have a total annual production capacity of 70,000 tons. An initial investment of \$29.8 million will enable the facility to produce 45,000 tons annually. The facility started operations in the first quarter of 2022. As of December 31, 2021, Tenaris contributed approximately \$17.9 million in the project.

TENARIS IN NUMBERS

Trend information

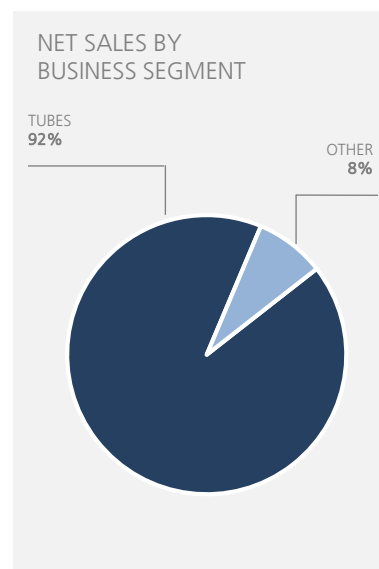
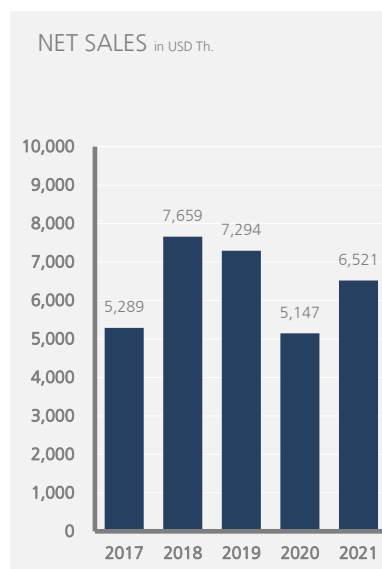


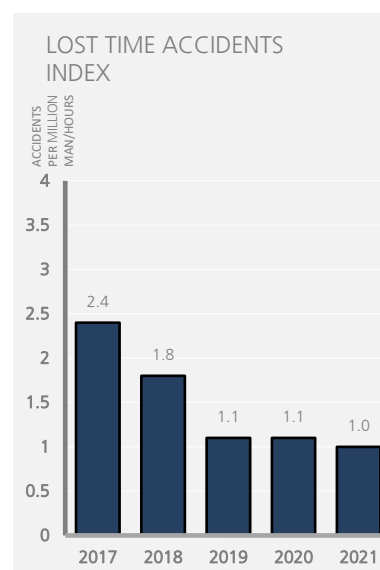
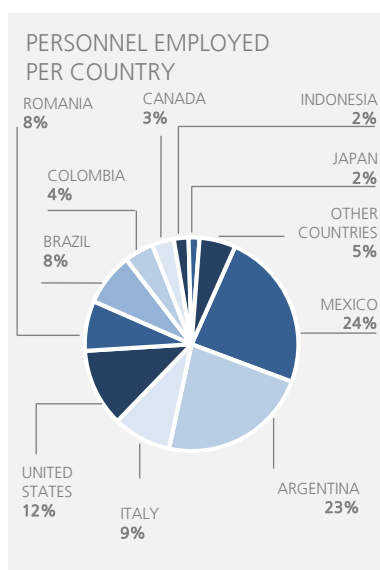
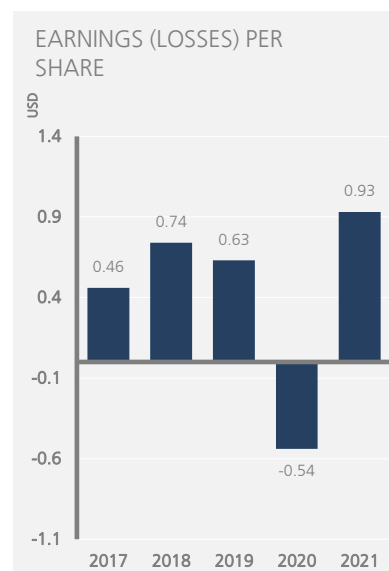
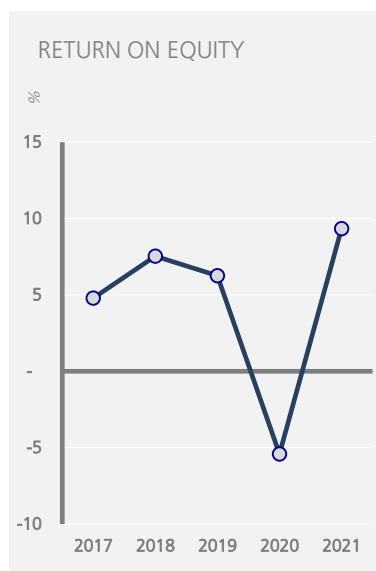
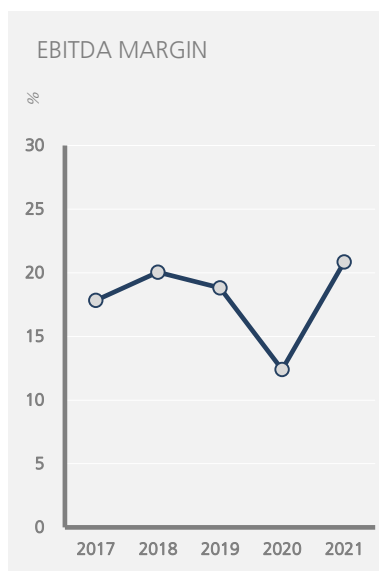
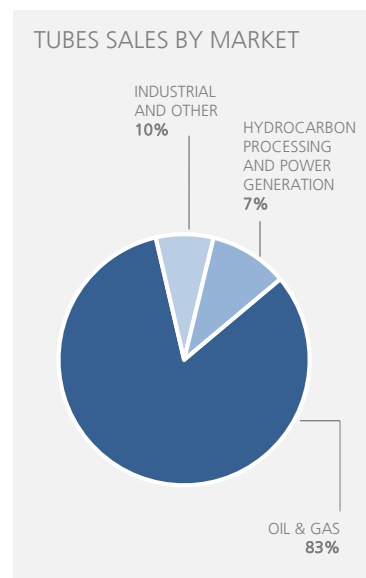
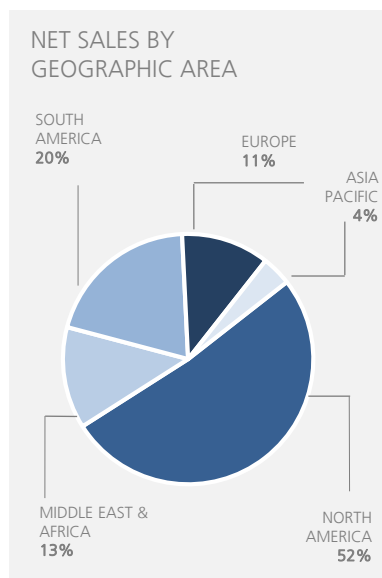
Source: Baker Hughes



Source: Baker Hughes

Leading indicators





Principal Risks and Uncertainties

You should carefully consider the risks and uncertainties described below, together with all other information contained in this annual report, before making any investment decision. Any of these risks and uncertainties could have a material adverse effect on our business, revenues, financial condition and results of operations, which could in turn affect the price of shares and ADSs.

Risks Relating to Our Business and Industry

Sales and profitability may fall as a result of downturns in the international price of oil and gas and other factors and circumstances affecting the oil and gas industry.

We are a global steel pipe manufacturer with a strong focus on manufacturing products and providing related services for the oil and gas industry. The oil and gas industry is a major consumer of steel pipe products worldwide, particularly for products manufactured under high quality standards and demanding specifications. Demand for steel pipe products from the oil and gas industry has historically been volatile and depends primarily upon the number of oil and natural gas wells being drilled, completed and reworked, and the depth and drilling conditions of these wells. The level of exploration, development and production activities of, and the corresponding capital spending by, oil and gas companies, including national oil companies, depends primarily on current and expected future prices of oil and natural gas and is sensitive to the industry's view of future economic growth and the resulting impact on demand for oil and natural gas. Several factors, such as the supply and demand for oil and gas, the development and availability of new drilling technology, political and global economic conditions, and government regulations, affect these prices. For example, drilling technology has allowed producers in the United States and Canada to increase production from their reserves of tight oil and shale gas in response to changes in market conditions more rapidly than in the past. In addition, government initiatives to reduce GHG emissions, such as the introduction of a carbon tax or carbon-pricing systems (such as the proposed EU Carbon Border Adjustment Mechanism), the adoption of "cap-and-trade" systems (such as the EU Emissions Trading System ("ETS")) or other measures to promote the use of renewable energy sources or, electric vehicles, could also affect oil and gas prices. When the price of oil and gas falls, oil and gas companies generally reduce spending on production and exploration activities and, accordingly, make fewer purchases of steel pipe products. Major oil-and gas-producing nations and companies have frequently collaborated to balance the supply (and thus the price) of oil in the international markets. A major vehicle for this collaboration has been the Organization of Petroleum Exporting Countries ("OPEC") and many of our customers are state-owned companies in member countries of OPEC, which plays a significant role in trying to counter falling prices, as was the case in 2020, when the industry was hit by the effects of the COVID-19 pandemic. For more information on the impact of the COVID-19 pandemic and the oil and gas crisis and OPEC measures, see "Operating and Financial Review and Prospects – Overview – The COVID-19 pandemic, the oil & gas industry situation and their impact on Tenaris's operations and financial condition" and for more information on risks relating to climate change regulations, see "Risks Relating to Our Business and Industry - Climate change legislation and increasing regulatory requirements aimed at transitioning to a lower-carbon economy could reduce demand for our products and services and result in unexpected capital expenditures and costs, and negatively affect our reputation."

Climate change legislation and increasing regulatory requirements aimed at transitioning to a lower-carbon economy could reduce demand for our products and services and result in unexpected capital expenditures and costs, and negatively affect our reputation.

There is an increased attention on GHG emissions and climate change from different sectors of society. The Paris Agreement, adopted at the 2015 United Nations Climate Conference, sets out the global framework to limit the rising temperature of the planet and to strengthen the countries' ability to deal with the effects of climate change. The EU ETS signaled a major EU energy policy to combat global warming based on a "cap & trade" program, and the European Green Deal, launched in 2019, focuses on adopting the required policies and measures aimed at reaching zero GHG emissions in Europe by 2050. Other countries are introducing or considering similar measures or regulations which would lower emissions. If there is no meaningful progress in lowering emissions in the years ahead, there is an increased likelihood of abrupt policy interventions as governments attempt to meet their environmental goals by adopting policy, legal, technology and market changes in the transition to a low-carbon global economy. We provide products and services to the oil and gas industry, which accounts, directly and indirectly for a significant portion of GHG emissions. Existing and future legislation and regulations related to GHG emissions (such as increased pricing of GHG emissions and enhanced emissions-reporting obligations) and climate change, as well as government initiatives to promote the

use of alternative energy sources and substitute existing products and services with lower emissions options (with many jurisdictions implementing tax advantages and other subsidies to promote the development of renewable energy sources, or even requiring minimum thresholds for power generation from renewable sources) may significantly curtail demand for and production of fossil fuels, such as oil and natural gas. These initiatives, together with the growing social awareness regarding climate change and other environmental matters, have resulted in increased investor and consumer demand for renewable energy and additional compliance requirements for fossil energy projects, which are likely to become more stringent over time and to result in substantial increases in costs for the oil and natural gas industry, potentially leading to write-offs and early retirement of existing assets. Furthermore, ongoing technological developments in the renewable energy industry are making renewable energy increasingly competitive with fossil-fuels. If this trend continues, energy demand could shift increasingly towards more environmentally sustainable sources such as hydroelectrical, solar, wind and other renewable energies, which would, in turn, reduce demand for oil and natural gas, thus negatively affecting demand for our products and services and, ultimately, our future results of operations. In addition, adoption of new climate change legislation in the countries in which Tenaris operates could result in incremental operating costs (such as incremental compliance costs and increased insurance premiums) and unexpected capital expenditures and, eventually, affect our competitiveness and reduce our market share. In addition, shifts in customer preferences and failure to respond to shareholders' demand for climate-related measures and environmental standards could harm our reputation, adversely affect the ability or willingness of our customers or suppliers to do business with us, negatively impact workforce management and planning, erode stakeholder support and restrict or reduce access to financial resources.

The physical risks resulting from climate change, including extreme weather conditions and shifts in weather patterns, have in the past and may in the future adversely affect our operations and financial results.

Our business has been, and in the future could be, affected by severe weather in areas where we operate, which could materially affect our operations and financial results. Extreme weather conditions and natural disasters such as hurricanes, flooding or coastal storm surges have in the past resulted in, and may in the future result in, the shutdown of our facilities, evacuation of our employees or activity disruptions at our client's well-sites or in our supply chain. For example, the severe freeze in the United States and Mexico in early 2021, caused gas and power shortages in Texas, resulting in additional costs and production disruptions and losses. Additionally, chronic climate changes, such as changes in precipitation patterns and, rising of average temperatures and sea levels may result in increased operating or capital costs due to supply shortages or damage to facilities, increased insurance premiums or reduced availability of insurance, decreases in revenue derived from lower sales, lower production capacity or negative impacts on workforce and write-offs and/or early retirement of assets, all of which could adversely affect our financial condition, results of operations and cash flows. For more information on Tenaris's climate change initiatives, please see "Operating and Financial Review and Prospects – Overview – Climate Change".

The COVID-19 pandemic significantly reduced demand for our products and services, and could continue to impact our financial condition, results of operations and cash flows.

In 2020, the rapid expansion of the SARS-CoV-2 virus, the surfacing of new strains of the virus in several countries, and the containment measures adopted by governmental authorities triggered a severe fall in global economic activity and precipitated a serious crisis in the energy sector. Global oil and gas demand decreased significantly causing a collapse in prices, an acute oversupply, a rapid build-up of excess inventories, and the consequent drop of investments in drilling activity by our oil and gas customers. We took prompt action to mitigate the impact of the crisis and to adapt our operations on a country-by-country basis to comply with applicable rules and requirements. We implemented a worldwide restructuring program and cost-containment plan aimed at preserving our financial resources and overall liquidity position and maintaining the continuity of our operations; we adjusted production levels at our facilities including through the temporary closure of certain facilities or production lines and layoffs in several jurisdictions, and we reduced capital expenditures and working capital. In addition, we introduced remote work and other work arrangements and implemented special operations protocols in order to safeguard the health and safety of our employees, customers and suppliers. Although such measures proved to be successful to mitigate the impact of the crisis on us, if the virus continues to mutate and spread, or new pandemics or public health crises emerge and new preventive measures are imposed in the future, our operations could be further affected and adversely impact our results. In addition, although oil prices have exceeded pre-COVID-19 levels, demand for oil products is approaching pre-COVID-19 levels and demand for natural gas already exceeds them, there remains considerable uncertainty about the future duration and extent of the pandemic with a recent surge of new and more contagious variants of the SARS-CoV-2 virus as well as about the effectiveness of available vaccines and the

success of vaccination campaigns. In this uncertain environment our results of operations and financial condition could still be severely affected. For more information on the impact of the COVID-19 pandemic and measures adopted in connection therewith, see “Operating and Financial Review and Prospects – Overview - The COVID-19 pandemic, the oil & gas industry situation and their impact on Tenaris’s operations and financial condition”.

Competition in the global market for steel pipe products may cause us to lose market share and hurt our sales and profitability.

The global market for steel pipe products is highly competitive, with the primary competitive factors being price, quality, service and technology. In recent years, substantial investments have been made, especially in China but also in the United States and the Middle East, to increase production capacity of seamless steel pipe products, and as a result there is significant excess production capacity, particularly for “commodity” or standard product grades. Production capacity of more specialized product grades has also increased. At the same time, the high cost and long lead times required to develop the most complex projects, particularly deepwater projects, has led to a slowdown in new developments in a context of low and more volatile oil prices. Despite our efforts to develop products and services that differentiate us from our competitors, reduced demand for steel pipe products from these complex projects means that the competitive environment is expected to remain intense in the coming years and our effective competitive differentiation will be a key success factor. In addition, there is a risk of unfairly traded steel pipe imports in markets in which Tenaris produces and sells its products and, we can give no assurance with respect to the application of antidumping duties and tariffs or the effectiveness of any such measures.

Our sales may be affected as a result of antidumping and countervailing duty proceedings or by the imposition of other import restrictions or local content requirements.

Because of the global nature of our operations, we export and import products from several countries and, in many jurisdictions, we supplement domestic production with imported products. For example, we import OCTG from Argentina and Mexico to complement our significant and growing production in the United States. From time to time local producers seek the imposition of import restrictions or the initiation of antidumping or countervailing duty proceedings. For example, on October 27, 2021, the U.S. Department of Commerce (“DOC”) announced the initiation of antidumping duty investigations of OCTG from Argentina, Mexico, and Russia and countervailing duty investigations of OCTG from Russia and South Korea. The investigations were petitioned by U.S. Steel Tubular Products, Inc., a small number of other U.S. domestic welded OCTG producers, and a steelworkers’ union. On November 22, 2021, the International Trade Commission (“ITC”) made a preliminary determination of injury, allowing the investigations to proceed. These investigations are currently proceeding, with final determinations by DOC and the ITC likely to occur in the second half of 2022. Although we believe that the petition, the DOC initiation and the preliminary determination of injury are unjustified and we are vigorously challenging any claim that our imports are unfairly traded or are causing or threatening injury to the U.S. domestic OCTG industry, we cannot predict the outcome of the investigations. On June 30, 2021, Canada initiated an antidumping investigation on OCTG from Mexico; a full investigation was conducted and on January 26, 2022, the Canadian International Trade Tribunal found that Mexican imports were not injuring the Canadian OCTG industry, and terminated the inquiry without imposing any duties. Antidumping or countervailing duty proceedings or any resulting penalties or any other form of import restriction have in the past impeded, and may in the future restrict, our access to important export markets for our products, thereby adversely impacting our sales or limiting our opportunities for growth. Please refer to “Outstanding Legal Proceedings”.

In addition, several jurisdictions have begun to impose or expand local content requirements. For example, in recent years Saudi Arabia has implemented various measures aimed at increasing local content particularly from suppliers to state-owned companies such as Saudi Arabian Oil Company (“Saudi Aramco”) and we can expect that measures favoring the development of local production will increase as Saudi Arabia seeks to create employment opportunities for its citizens and diversify its economy away from its dependence on oil and gas production. Other countries, such as Brazil, Ecuador, Indonesia and Nigeria, have also put in place significant local content requirements. If countries impose or expand local content requirements or put in place regulations limiting our ability to import certain products, our competitive position could be negatively affected. Therefore, if any of these risks materialize, we may not continue to compete effectively against existing or potential producers and preserve our current shares of geographic or product markets, and increased competition may have a material impact on the pricing of our products and services, which could in turn adversely affect our revenues, profitability and financial condition.

Our sales may also be affected as a result of other international trade regulations.

The shipment of goods and services across international borders subjects us to extensive trade laws and regulations. Our import and export activities are governed by customs laws and regulations in each of the countries where we operate. Moreover, the European Union, the United States and other countries control the import and export of certain goods and services and impose related import and export recordkeeping and reporting obligations. Those governments have also imposed economic sanctions against certain countries, persons and other entities, such as sanctions that restrict or prohibit transactions involving Iran, Syria, Venezuela and Russia or their citizens or companies. For more information on the impact on our business of the recent sanctions on Russia as a result of the armed conflict in Ukraine, see “Risks Relating to Our Business and Industry - The Russia-Ukraine recent armed conflict may adversely affect our operations”. Similarly, we are subject to the U.S. anti-boycott laws. Trade laws and regulations are complex and frequently changing, and they may be enacted, amended, enforced or interpreted in a manner that could materially impact our operations. For example, in March 2018, under Section 232 of the Trade Expansion Act of 1962 (“Section 232”), the United States imposed a 25% tariff on steel articles imported from all countries, with the exemption of Canada and Mexico, as member states of the USMCA, and imports of steel tubes from Australia, Argentina, Brazil and South Korea (the latter three with specific quotas per product). The U.S. government has also granted four successive exemptions on imports from Italy, Mexico, Romania and Argentina, of steel billets to be used at our Bay City mill, for an aggregate amount of 1,550,000 tons. Exemptions are granted only for a one-year term and future requests might not be granted, thus adversely affecting our operations or revenues. On October 31, 2021, the United States and the EU reached an agreement whereby Section 232 tariffs were replaced with tariff-rate quotas for steel melted and poured in Europe starting January 1, 2022, and steel products imported from the EU for a period of two calendar years without the need to reapply, i.e., until 31 December 2023. For Tenaris in particular, this agreement meant the ability to import 299,376 tons of billets from Italy and Romania without paying the 25% tariff per year until 2023. On February 7, 2022, the United States and Japan announced the replacement of the Section 232 tariffs with tariff-rate quotas for steel melted and poured in Japan starting April 1, 2022. Failure to comply with applicable trade regulations could also result in criminal and civil penalties and sanctions.

Increases in the cost of raw materials, energy and other costs, limitations or disruptions to the supply of raw materials and energy, and price mismatches between raw materials and our products may hurt our profitability.

The manufacture of seamless steel pipe products requires substantial amounts of steelmaking raw materials and energy; welded steel pipe products, in turn, are processed from steel coils and plates. The availability and pricing of a significant portion of the raw materials and energy we require are subject to supply and demand conditions, which can be volatile, and to tariffs and other government regulations, which can affect continuity of supply and prices. In addition, disruptions, restrictions or limited availability of energy resources in markets where we have significant operations could lead to higher costs of production and eventually to production cutbacks at our facilities in such markets. For example, in early 2021 we suffered gas and power shortages in Texas caused by a severe freeze affecting the United States and Mexico, which resulted in additional costs and production losses. At any given time, we may be unable to obtain an adequate supply of critical raw materials with price and other terms acceptable to us. The availability and prices of raw materials may also be negatively affected by new laws and regulations, including import controls, sanctions and other trade restrictions, allocation by suppliers, interruptions in production, accidents or natural disasters, armed conflicts, chronic climate change, changes in exchange rates, worldwide price fluctuations, and the availability and cost of transportation. For further information related to the impact on our business of the armed conflict in Ukraine see “Risks Relating to Our Business and Industry - The Russia-Ukraine recent armed conflict may adversely affect our operations”. Raw material prices could also be affected by the introduction of carbon prices or taxes, or as a result of changes in production processes, such as an increased use of metal scrap, adopted by steelmaking companies seeking to reduce carbon emissions. In addition, we may not be able to recover, partially or fully, increased costs of raw materials and energy through increased selling prices for our products, or it may take an extended period of time to do so, and limited availability could force us to curtail production, which could adversely affect our sales and profitability.

Our results of operations and financial conditions could be adversely affected by low levels of capacity utilization.

Like other manufacturers of steel-related products, we have fixed and semi-fixed costs (e.g., labor and other operating and maintenance costs) that cannot adjust rapidly to fluctuations in product demand for several

reasons, including operational constraints and regulatory restrictions. If demand for our products falls significantly, or if we are unable to operate due to, for example, governmental measures or unavailability of workforce, these costs may adversely affect our profitability and financial condition. For example, in response to the abrupt and steep downturn of the oil and gas industry resulting from the oil crisis and the COVID-19 pandemic, we were required to implement cost-containment measures and liquidity preservation initiatives, including reduction of our operating activities in several jurisdictions, temporary closure of facilities in the United States and review of our capital expenditure plans. Temporary suspensions of operations or closure of facilities generally lead to layoffs of employees, as was our case during the oil crisis and the COVID-19 pandemic, which may in turn give rise to labor conflicts and impact operations. Cost containment measures may also affect profitability and result in charges for asset impairments. In addition, if demand continues to recover, we may not be able to retain qualified workforce or hire additional employees soon enough. Moreover, certain consequences of climate change, such as shifts in customer preferences, stigmatization of our industry or failure to respond to shareholders' demand for climate-related measures could negatively impact workforce management and planning, adversely affecting employee attraction and retention.

Adverse economic or political conditions in the countries where we operate or sell our products and services may decrease our sales or disrupt our manufacturing operations, thereby adversely affecting our revenues, profitability and financial condition.

We have significant operations in various countries, including Argentina, Brazil, Canada, China, Colombia, Indonesia, Italy, Japan, Mexico, Nigeria, Romania, Saudi Arabia and the United States, and we sell our products and services throughout the world. Additionally, in Russia we have formed a joint venture with PAO Severstal ("Severstal") to build a welded pipe plant, the construction of which is currently on hold and may be further affected or cancelled as a result of the recent armed conflict involving Russia and Ukraine and the designation of Severstal's controlling shareholder as a person subject to EU and UK sanctions. Therefore, like other companies with worldwide operations, our business and operations have been, and could in the future be, affected from time to time to varying degrees by political, economic, social and public health developments and changes in laws and regulations. These developments and changes may include, among others, nationalization, expropriation or forced divestiture of assets; restrictions on production, imports and exports; antidumping or countervailing duties; travel, transportation or trade bans; interruptions in the supply of essential energy inputs; currency exchange and/or transfer restrictions, inability or increasing difficulties to repatriate income or capital or to make contract payments; inflation; devaluation; war or other armed conflicts (including the recent Ukraine-Russia armed conflict and regional conflicts in the Middle East and Africa); civil unrest and local security concerns, including high incidences of crime and violence involving drug trafficking organizations that threaten the safe operation of our facilities and operations; direct and indirect price controls; tax increases and changes (including retroactive) in the interpretation, application or enforcement of tax laws and other claims or challenges; cancellation of contract or property rights; and delays or denials of governmental approvals. Both the likelihood of such occurrences and their overall impact upon us vary greatly from country to country and are not predictable. Realization of these risks could have an adverse impact on the results of operations and financial condition of our subsidiaries located in the affected country and, depending on their materiality, on the results of operations and financial condition of Tenaris as a whole. For more information on the impact on our business of the armed conflict in Ukraine, see "Risks Relating to our Business and Industry – The Russia-Ukraine recent armed conflict may adversely affect our operations".

More specifically, Argentina and Mexico are countries in which we have significant operations.

Our business and operations in Argentina, may be materially and adversely affected by economic, political, social, fiscal and regulatory developments, including the following:

- Macroeconomic and political conditions in Argentina may adversely affect our business and operations. Increased state intervention in the stagnant economy, along with the introduction of changes to government policies, including measures aimed at ensuring the sustainability of government debt (including debt with the International Monetary Fund and other international creditors) and reducing government spending, could have an adverse effect on our operations and financial results. Similarly, they could also negatively impact the business and operations of our customers -oil and gas companies operating in Argentina- and consequently our revenues and profitability.
- Our business and operations in Argentina may be adversely affected by inflation or by the measures that may be adopted by the government to address inflation. In particular, increases in services and labor costs could negatively affect our results of operations. In addition, an increased level of labor demands in response to spiraling inflation could trigger higher levels of labor conflicts, and eventually

result in strikes or work stoppages. Any such disruption of operations could have an adverse effect on our operations and financial results.

- Other events that may have an adverse effect on our operations and financial results include increased taxes, currency devaluation, exchange controls, restrictions on capital flows and export and import taxes or restrictions. The Argentine Central Bank, has tightened its control on transactions that would represent capital inflows or outflows, forcing Argentine companies to repatriate export proceeds and limiting their ability to transfer funds outside of Argentina. Argentine companies are required to repatriate export proceeds from sales of goods and services (including U.S. dollars obtained through advance payment and pre-financing facilities) and convert such proceeds into Argentine pesos at the official exchange rate. In turn, Argentine companies must obtain prior Central Bank authorization, which is rarely granted, to access the foreign exchange market to pay for imports of services from related parties or to make dividend or royalty payments. Access to the Argentine foreign exchange market to pay for imports of goods and services provided by third parties is subject to several restrictions, including payment terms that cannot be at sight or involve advance payments. As the context of volatility and uncertainty remains in place as of the date of this annual report, additional regulations or restrictions that could be imposed by the Argentine government could further restrict our ability to access the official foreign exchange market, and expose us to the risk of losses arising from fluctuations in the ARS/USD exchange rate, or produce disruptions to our operations due to lack of imported raw materials and other inputs, or affect our ability to finance and even carry out major investments in Argentina, or impair our ability to convert and transfer outside the country funds generated by Argentine subsidiaries to pay dividends or royalties or make other offshore payments. For additional information on current Argentine exchange controls and restrictions see note 28 “Foreign exchange control measures in Argentina” of our audited consolidated financial statements included in this annual report.
- In recent years, our operations in Argentina experienced constraints in their electricity and natural gas supply requirements on many occasions. Shortages of energy and natural gas in Argentina have led in the past (and could lead in the future) to production cutbacks negatively affecting our revenues and profitability; we could also face increased costs when using alternative sources of energy.

In Mexico, our business could be materially and adversely affected by economic, political, social, fiscal and regulatory developments, including the following:

- The Mexican government exercises significant influence over the Mexican economy and, therefore, governmental actions concerning the economy and state-owned enterprises could have a significant impact on Mexico’s private sector and on our Mexican-related operations.
- We have a growing credit exposure to Petróleos Mexicanos S.A. de C.V. (“Pemex”), a Mexican state-owned entity and our main customer in Mexico. Starting in 2019 and through 2020, we built a hefty balance of accounts receivable with Pemex; our exposure to Pemex remained high during 2021 and early 2022. Pemex, nevertheless, continues to maintain a regular payment flow and enabling alternative payment methods, including factoring structures. If we are not able to reduce our exposure to Pemex and Pemex defaults on its payments, our revenues and profitability would be adversely affected.
- Our Mexican operations could also be affected by criminal violence, primarily due to the activities of drug cartels and related organized crime that Mexico has experienced and may continue to experience. The city of Veracruz, where our facility is located, has experienced several incidents of violence. Although the Mexican government has implemented various security measures and has strengthened its military and police forces, drug-related crime continues to exist in Mexico. Our business may be materially and adversely affected by these activities, their possible escalation and the violence associated with them.
- In March 2021, the Mexican Congress approved a significant reform to the energy market in Mexico. Among other changes, the new Energy Industry Law (“LIE”) grants priority to Mexico’s state-owned electric power generation and distribution company (“CFE”) over private generation competitors in the supply of electric power to the Mexican market and mandates a revision of power generation and transaction agreements between the CFE and independent electric power suppliers. In addition, the LIE eliminates mandatory power supply auctions for energy supplies requiring the use of CFE’s distribution network, relaxes the requirements for the granting of clean energy certificates in favor of CFE, and imposes serious restrictions on the renewable energy generation system through self-supply, widely

used by private companies. The new LIE was challenged in court and its application has been suspended pursuant to the multiple constitutional review actions and injunctive measures filed by affected players. In September 2021, President Andrés Manuel López Obrador submitted to the Mexican Congress a constitutional reform proposal of the electricity sector, which seeks to reverse the legal framework derived from the 2013 constitutional energy reform that opened the sector to private investment. The congressional debate on the reform started in January 2022 and two-thirds of the votes are required for approval. It is not certain that the constitutional reform and related amendments to the energy market regulation will be approved. Approval of proposed changes could negatively affect the operations of Techgen, the power plant in which Tenaris holds a 22% equity interest and which supplies electricity for most of our Mexican operations. At this stage, we cannot fully assess the effects of the energy market reform on our operations and the Mexican economy in general and, consequently, on the results of operations and financial conditions of our businesses in Mexico.

- In past years, our operations in Mexico experienced several days of union-led stoppages due to an internal dispute within the local union. In 2020 and 2021 our Mexican operations did not experience any disruptions due to these stoppages, but we cannot assure that such events will not cause further disruptions in the near future.

The Russia-Ukraine recent armed conflict may adversely affect our operations.

On February 24, 2022, Russia launched a military attack on Ukraine. In response, the United States, the European Union and the United Kingdom, among other countries, have imposed a wave of sanctions against certain Russian institutions, companies and citizens. The Russian Government has retaliated by banning airlines from its airspace and has ordered economic counter measures, including restrictions on residents transferring foreign currency abroad. Russia is a major supplier of oil and gas in Europe and worldwide, and Russia and Ukraine are both major global suppliers of internationally traded steelmaking raw materials and semi-finished steel products. As a result of the armed conflict and related sanctions, energy and commodity prices have spiked upwards and foreign trade transactions involving Russian and Ukrainian counterparties have been severely affected. Although it is hard to predict how energy and commodity prices will behave as the conflict unfolds, higher prices and possible shortages of energy and raw materials used in our steelmaking operations (including natural gas and electric energy, particularly in Europe, steel scrap, pig iron, DRI, hot briquetted iron (“HBI”), ferroalloys, steel bars, coils and plates) would result in higher production costs and potential plant stoppages, affecting our profitability and results of operations. As a result of the economic sanctions imposed on Russia, we or our contractors (including shipping companies) may not be able to continue purchasing products from, or making payments to, Ukrainian or Russian suppliers or counterparties; and we may not be able to promptly procure such raw materials from other suppliers, or we may be required to purchase raw materials at increased prices.

In addition, we have suspended any sales to Russian customers or purchases from Russian suppliers that would breach applicable sanctions, and we are exploring alternatives with respect to potential relocation or closure of our representative office in Moscow. Furthermore, we are currently assessing the amount to be written off from our investment in the joint venture in Russia, which as of December 31, 2021 amounted to \$16.8 million. For more information on Tenaris’s operations involving Russia, see “Recent developments – The Russia-Ukraine armed conflict and its impact on Tenaris’s operations and financial condition”.

If we do not successfully implement our business strategy, our ability to grow, our competitive position and our sales and profitability may suffer.

We plan to continue implementing our business strategy of consolidating our position as a leading global supplier of integrated product and service solutions to the energy and other industries and adapting to the energy transition through reducing the carbon emissions in our operations and developing and supplying products and services for low-carbon energy applications, as well as continuing to pursue strategic investment opportunities. Any of the components of our overall business strategy could cost more than anticipated (including as a result of increasing regulatory requirements aimed at transitioning to a lower-carbon economy), may not be successfully implemented or could be delayed or abandoned. For example, we may fail to create sufficient differentiation in our Rig Direct® services to compensate the added costs of providing such services, or fail to find suitable investment opportunities, including acquisition targets that enable us to continue to grow and maintain or improve our competitive position.

Even if we successfully implement our business strategy, it may not yield the expected results, or decisions by our joint venture partners may frustrate our initiatives. For example, in 2020, JFE, our partner in NKKTubes, informed Tenaris of its decision to cease the operations of certain facilities located at the Keihin complex in 2024 and in November 2021 the parties reached a preliminary agreement to amicably terminate their joint venture and liquidate NKKTubes by the end of June 2022; upon closure of the NKKTubes facility. Tenaris and JFE are committed to ensuring a continued supply of tubular material, including *13 Chrome* alloy products to international customers after NKKTubes' closure, and Tenaris is advancing with the investments required to produce such materials in the rest of its industrial system. For further information on the termination of the NKKTubes joint venture, please refer to note 35 "Preliminary agreement to terminate NKKTubes joint venture" of our audited consolidated financial statements included in this annual report.

Changes in applicable tax regulations and resolutions of tax disputes could negatively affect our financial results.

We are subject to tax laws in numerous foreign jurisdictions where we operate. The integrated nature of our worldwide operations can produce conflicting claims from revenue authorities in different countries as to the profits to be taxed in the individual countries, including disputes relating to transfer pricing. Most of the jurisdictions in which we operate have double tax treaties with foreign jurisdictions, which provide a framework for mitigating the impact of double taxation on our results. However, mechanisms developed to resolve such conflicting claims are largely untried and can be expected to be very lengthy.

In recent years, tax authorities around the world have increased their scrutiny of company tax filings and have become more rigid in exercising any discretion they may have. As part of this, in 2015, the Organization for Economic Co-operation and Development ("OECD") proposed a number of tax law changes under its Base Erosion and Profit Shifting ("BEPS") Action Plans to address issues of transparency, coherence and substance. Most of the countries in which we operate have already implemented those changes within their own domestic tax legislations.

In 2019, the OECD launched a new initiative on behalf of the G20 to minimize profit shifting by working towards a global tax framework that ensures that corporate income taxes are paid where consumption takes place and also introduces a global standard on minimum taxation combined with new tax dispute resolution processes. This project achieved OECD political consensus in October 2021, and the detailed principles are still under discussion. The OECD expects that the implementation of these new principles will begin globally in 2023.

At the EU level, the European Commission adopted in 2016 its Anti-Tax Avoidance Directive ("ATAD"), later updated, modified and expanded by ATAD 2, which seeks to prevent tax avoidance by companies and to ensure that companies pay appropriate taxes in the markets where profits are effectively made and business is effectively performed. In addition, the European Commission drafted a directive aiming to avoid the use of shell entities (ATAD 3), which, if approved and adopted by all EU members, would become effective as from 2024. Also, the European Commission drafted another directive to impose a global minimum taxation for multinational companies in the Union, following OECD's initiative. Changes to tax laws and regulations in the countries where we operate require us to continually assess our organizational structure and could lead to increased risk of international tax disputes.

Our interpretation and application of the tax laws could differ from that of the relevant governmental taxing authority, which could result in the payment of additional taxes, penalties or interest, negatively affecting our profitability and financial condition. Significant uncertainties remain in relation to the potential adoption of the new regulations that might result from evolving initiatives like those launched by the OECD and the EU in relation to international taxation that could impact negatively our financial condition, results of operations and cash flows.

Future acquisitions, strategic partnerships and capital investments may not perform in accordance with expectations or may disrupt our operations and hurt our profits.

One element of our business strategy is to identify and pursue growth-enhancing strategic opportunities. As part of that strategy, we regularly make significant capital investments and acquire interests in, or businesses of, various companies. Consistent with our growth strategy, we intend to continue considering strategic acquisitions, investments and partnerships from time to time to expand our operations and establish a local presence in our markets. We must necessarily base any assessment of potential acquisitions, joint ventures and

capital investments on assumptions with respect to timing, profitability, market and customer behavior and other matters that may subsequently prove to be incorrect. For example, we negotiated the terms for our \$1.0 billion acquisition of IPSCO in early 2019 based on assumptions made at that time, but due to the length of the antitrust review process, we were able to complete the acquisition only in 2020 under materially worse market circumstances. For more information on IPSCO's acquisition see note 33 "Business combinations – Acquisition of IPSCO Tubulars, Inc." and for information on impairment charges on our U.S. operations in 2020 see note 5 "Impairment charge" both to our audited consolidated financial statements included in this annual report. Furthermore, in 2020, JFE, our partner in NKKTubes, informed Tenaris of its decision to cease the operations of certain facilities located at the Keihin complex in 2024 and in November 2021 the parties reached a preliminary agreement to amicably terminate their joint venture and cease NKKTubes' operations in June 2022. Management determined that the parties' decision to terminate the NKKTubes joint venture constituted an impairment indicator and accordingly conducted an impairment test, recognizing a charge of approximately \$57 million, impacting NKKTubes' property, plant and equipment and intangible assets. For more information, refer to note 5 "Impairment charge" and note 35 "Preliminary agreement to terminate NKKTubes joint venture", both to our audited consolidated financial statements included in this annual report. Our past or future acquisitions, significant investments and alliances may not perform in accordance with our expectations and could adversely affect our operations and profitability. In addition, new demands on our existing organization and personnel resulting from the integration of new acquisitions could disrupt our operations and adversely affect our operations and profitability. Moreover, as part of future acquisitions, we may acquire assets that are unrelated to our business, and we may not be able to integrate these assets or sell them under favorable terms and conditions.

Disruptions to our manufacturing processes could adversely affect our operations, customer service levels and financial results.

Our steel pipe manufacturing processes depend on the operation of critical steelmaking equipment, such as electric arc furnaces ("EAF"), continuous casters, rolling mills, heat treatment and various operations that support them, such as our power generation facilities. Despite the investments we make to maintain critical production equipment, such equipment may incur downtime as a result of unanticipated failures or other events, such as fires, explosions, floods, earthquakes, accidents and severe weather conditions.

Similarly, natural disasters or severe weather conditions, including those related to climate change could significantly damage our production facilities and general infrastructure or affect the normal course of business. For example, our Mexican production facility located in Veracruz is located in a region prone to earthquakes, and our Bay City facility in Texas, United States is located in an area prone to strong winds and hurricanes, and occasional floods. More generally, changing weather patterns and climatic conditions in recent years have added to the unpredictability and frequency of natural disasters. For more information on the risks associated with climate-change, see "Risks Relating to Our Business and Industry – The physical risks resulting from climate change, including extreme weather conditions and shifts in weather patterns, have in the past and may in the future adversely affect our operations and financial results".

Our operations may also be adversely affected as a result of work stoppages or other labor conflicts. In past years, our operations in Mexico experienced several days of union-led stoppages due to an internal dispute within the local union. Although in 2020 and 2021 our Mexican operations did not experience any disruptions due to these stoppages, we cannot assure that such events will not cause further disruptions in the near future. In addition, in some of the countries in which we have significant production facilities (e.g., Argentina and Brazil), significant inflationary pressures and higher tax burdens could increase labor demands and could eventually generate higher levels of labor conflicts, which could also trigger operational disruptions.

In addition, in response to the COVID-19 outbreak, several countries, including countries where Tenaris has operations (such as Argentina, China, Colombia, Italy, Mexico, Saudi Arabia and the United States) took mitigation and containment measures, including bans on business activities and closure of industrial facilities and, accordingly, some of our facilities or production lines were closed or shutdown during 2020. Although some facilities that were temporarily shut down in 2020 were reopened during 2021, if new preventive measures are imposed in the future, we could be required to re-introduce temporary closure measures, which could affect our operations and adversely impact our results. For more information on the status of our operations see "Operating and Financial Review and Prospects – Overview – The COVID-19 pandemic, the oil & gas industry situation and their impact on Tenaris's operations and financial condition."

Some of the previously described emergency situations could result in damage to property, delays in production or shipments and, in extreme cases, death or injury to persons. Any of the foregoing could create liability for

Tenaris. To the extent that lost production or delays in shipments cannot be compensated for by unaffected facilities, such events could have an adverse effect on our profitability and financial condition. Additionally, we do not carry business interruption insurance, and the insurance we maintain for property damage and general liability may not be adequate or available to protect us under such events, its coverage may be limited, or the amount of our insurance may be less than the related loss. For more information on our insurance coverage see “Information on Tenaris – B. Business overview – Insurance”.

We may be required to record a significant charge to earnings if we must reassess our goodwill or other assets as a result of changes in assumptions underlying the carrying value of certain assets, particularly as a consequence of deteriorating market conditions.

Assets that are subject to amortization are reviewed for impairment whenever events or changes in circumstances indicate that the carrying amount may not be recoverable. Intangible assets with indefinite useful life, including goodwill, are subject to at least an annual impairment test. In 2020, we recognized goodwill for approximately \$357 million in connection with our acquisition of IPSCO in January 2020. As a result of the severe deterioration of business conditions and in light of the presence of impairment indicators for our U.S. operations, we subsequently recorded impairment charges as of March 31, 2020, for an aggregate amount of approximately \$622 million. Please refer to note 5 “Impairment charge” to our audited consolidated financial statements included in this annual report. As of December 31, 2021, goodwill amounted to \$1,085 million corresponding mainly (\$920 million) to the acquisition of Hydril Company (“Hydril”) in 2007.

In light of the armed conflict involving Russia and Ukraine and the designation of Severstal’s controlling shareholder as person subject to EU and UK sanctions, we are currently assessing the amount to be written off from our investment in the joint venture in Russia, which as of December 31, 2021 amounted to \$16.8 million. For more information on Tenaris’s operations involving Russia, see “Recent developments – The Russia-Ukraine armed conflict and its impact on Tenaris’s operations and financial condition”.

Our results of operations and financial condition could be adversely affected by movements in exchange rates.

As a global company we manufacture and sell products throughout the world and a portion of our business is carried out in currencies other than the U.S. dollar, which is the Company’s functional and presentation currency. As a result, we are exposed to foreign exchange rate risk. Changes in currency values and foreign exchange regulations could adversely affect our financial condition and results of operations. For information on our foreign exchange rate risk, please see “Quantitative and Qualitative Disclosure About Market Risk – Foreign Exchange Rate Risk”.

If we do not comply with laws and regulations designed to combat corruption in countries in which we sell our products, we could become subject to governmental investigations, fines, penalties or other sanctions and to private lawsuits and our sales and profitability could suffer.

We operate globally and conduct business in certain countries known to experience high levels of corruption. Although we are committed to conducting business in a legal and ethical manner in compliance with local and international statutory requirements and standards applicable to our business, there is a risk that our employees, representatives, affiliates, or other persons may take actions that violate applicable laws and regulations that generally prohibit the making of improper payments, including to foreign government officials, for the purpose of obtaining or keeping business, including laws relating to the 1997 OECD Convention on Combating Bribery of Foreign Public Officials in International Business Transactions such as the U.S. Foreign Corrupt Practices Act (“FCPA”). Investigations by government authorities may occupy considerable management time and attention and result in significant expenditures, fines, penalties or other sanctions, as well as private lawsuits. For information on matters related to an ongoing investigation and related discussions with regulators in connection with certain allegedly improper payments in Brazil, please refer to “Outstanding Legal Proceedings”.

The cost of complying with environmental regulations and potential environmental and product liabilities may increase our operating costs and negatively impact our business, financial condition, results of operations and prospects.

We are subject to a wide range of local, state, provincial and national laws, local and international regulations, permit requirements and decrees relating to the protection of human health and the environment, including laws and regulations relating to hazardous materials and radioactive materials and environmental protection

governing air emissions, water discharges and waste management. Laws and regulations protecting the environment have become increasingly complex and more stringent and expensive to implement in recent years. Additionally, international environmental requirements vary. While standards in the European Union, Canada, and Japan are generally comparable to (or more stringent than) U.S. standards, other nations, particularly developing nations, including China, have substantially fewer or less rigorous requirements that may give competitors in such nations a competitive advantage. It is possible that any international agreement to regulate emissions may provide exemptions and lesser standards for developing nations. In such case, we may be at a competitive disadvantage relative to competitors having more or all of their production in such developing nations.

Environmental laws and regulations may, in some cases, impose strict liability rendering a person liable for damages to natural resources or threats to public health and safety without regard to negligence or fault. Some environmental laws provide for joint and several strict liability for remediation of spills and releases of hazardous substances. These laws and regulations may expose us to liability for the conduct of or conditions caused by others or for acts that were in compliance with all applicable laws at the time they were performed.

Compliance with applicable requirements and the adoption of new requirements could have a material adverse effect on our consolidated financial condition, results of operations or cash flows. The costs and ultimate impact of complying with environmental laws and regulations are not always clearly known or determinable since regulations under some of these laws have not yet been promulgated or are undergoing revision. The expenditures necessary to remain in compliance with these laws and regulations, including site or other remediation costs, or costs incurred as a result of potential violations of environmental laws could have a material adverse effect on our financial condition and profitability. While we incur and will continue to incur expenditures to comply with applicable laws and regulations, there always remains a risk that environmental incidents or accidents may occur that may negatively affect our reputation or our operations.

Our oil and gas casing, tubing and line pipe products are sold primarily for use in oil and gas drilling, gathering, transportation, processing and power generation facilities, which are subject to inherent risks, including well failures, line pipe leaks, blowouts, bursts and fires, that could result in death, personal injury, property damage, environmental pollution or loss of production. Any of these hazards and risks can result in environmental liabilities, personal injury claims and property damage from the release of hydrocarbons.

Defects in specialty tubing products could result in death, personal injury, property damage, environmental pollution, damage to equipment and facilities or loss of production.

We normally warrant the oilfield products and specialty tubing products we sell or distribute in accordance with customer specifications, but as we pursue our business strategy of providing customers with additional services, such as Rig Direct®, we may be required to warrant that the goods we sell and services we provide are fit for their intended purpose. Actual or claimed defects in our products may give rise to claims against us for losses suffered by our customers and expose us to claims for damages. The insurance we maintain will not be available in cases of gross negligence or willful misconduct, in other cases may not be adequate or available to protect us in the event of a claim, its coverage may be limited, canceled or otherwise terminated, or the amount of our insurance may be less than the related impact on enterprise value after a loss. Similarly, our sales of tubes and components for the automotive industry subject us to potential product liability risks that could extend to being held liable for the costs of the recall of automobiles sold by car manufacturers and their distributors.

Limitations on our ability to protect our intellectual property rights, including our trade secrets, could cause a loss in revenue and any competitive advantage we hold.

Some of our products or services, and the processes we use to produce or provide them, have been granted patent protection, have patent applications pending, or are trade secrets. Our business may be adversely affected if our patents are unenforceable, the claims allowed under our patents are not sufficient to protect our technology, our patent applications are denied or our trade secrets are not adequately protected. Our competitors may be able to independently develop technology that is similar to ours without infringing on our patents or gaining access to our trade secrets, which could adversely affect our financial condition, results of operations and cash flows.

Cyberattacks could have a material adverse impact on our business and results of operation.

We rely heavily on information systems to conduct our operations and digital technologies have an increasingly significant role across our business. Although we devote significant resources to protect our systems and data and we continually monitor external developments and available information on threats and security incidents, we have experienced and will continue to experience varying degrees of cyber incidents in the normal conduct of our business, which may occasionally include sophisticated cybersecurity threats such as unauthorized access to data and systems, loss or destruction of data, computer viruses or other malicious code, phishing, spoofing and/or cyberattacks. These threats often arise from numerous sources, not all of which are within our control, such as fraud or malice from third parties, including fraud involving business email compromises, failures of computer servers or other accidental technological failures, electrical or telecommunication outages or other damage to our property or assets. Cyberattack attempts, such as ransomware, phishing, spoofing and whaling, continued to increase throughout 2021 in the context of the COVID-19 pandemic, primarily due to a significant expansion of remote work practices among our employees, customers and suppliers and the increasing digitalization of work. For example, in 2021, we suffered ten cybersecurity attacks mainly consisting of spoofing attempts; none of these attacks led to known breaches of our business-critical IT systems and, as such, did not result in any material business impact. In response to the increase in the number and sophistication of ransomware attacks, U.S. and EU regulatory agencies have implemented regulations to prevent victims from making ransomware payments and to deter third parties from facilitating or processing such payments to cyberactors. In this context, we enhanced cybersecurity controls and we implemented comprehensive processes and procedures to monitor, detect and respond to hacking, malware infection, cybersecurity compromise and other risks. In addition, we have launched awareness and ethical phishing campaigns aimed at protecting us against cyberthreats and we are implementing tailored training cybersecurity programs addressed to our executives and employees.

Given the rapidly evolving nature of cyberthreats, there can be no assurance that the systems we have designed to prevent or limit the effects of cyber incidents or attacks will be adequate, and such incidents or attacks could have a material adverse impact on our systems. While we attempt to mitigate these risks, we remain vulnerable to additional known or unknown threats, including theft, misplacement or loss of data, programming errors, employee errors and/or dishonest behavior that could potentially lead to the compromising of sensitive information, improper use of our systems or networks, as well as unauthorized access, use, disclosure, modification or destruction of such information, systems and/or networks. If our systems for protecting against cybersecurity risks are circumvented or breached, this could also result in disruptions to our business operations (including but not limited to, defective products, production downtimes or loss of productivity), access to our financial reporting systems, the loss of access to critical data or systems, misuse or corruption of critical data and proprietary information (including our intellectual property and customer data), as well as damage to our reputation with our customers and the market, failure to meet customer requirements, customer dissatisfaction and/or regulatory fines and penalties (including for inadequate protection of persona data and/or failure to notify the competent authorities for such breach), damages and harm to the environment and people, or other financial costs and losses. In addition, given that cybersecurity threats continue to evolve, we will be required to devote additional resources in the future to enhance our protective measures or to investigate and/or remediate any cybersecurity vulnerabilities. Additionally, although we have considered contract insurance coverage options for cyber risk, we do not currently maintain cybersecurity insurance, and the insurance we carry for property damage and general liability may not be adequate or available to protect us from damages derived from cyberthreats or coverage may be limited. Moreover, any investigation of a cyberattack would take time before completion, during which we would not necessarily know the extent of the actual or potential harm or how best to remediate it, and certain errors or actions could be repeated or compounded before duly discovered and remediated (all or any of which could further increase the costs and consequences arising out of such cyberattack).

Risks Relating to the Structure of the Company

The Company's dividend payments depends on the results of operations and financial condition of its subsidiaries and could be restricted by legal, contractual or other limitations or tax changes.

The Company is a holding company and conducts all its operations through subsidiaries. Dividends or other intercompany transfers of funds from those subsidiaries are the Company's primary source of funds to pay its expenses, debt service and dividends and to repurchase shares or ADSs. In addition, the Company's dividend

distributions (which are currently imputed to a special tax reserve and are therefore not subject to Luxembourg withholding tax) may be subject to Luxembourg withholding tax if current Luxembourg tax law were to change.

The ability of the Company's subsidiaries to pay dividends and make other payments to us will depend on their results of operations and financial condition and could be restricted by applicable corporate and other laws and regulations, including those imposing foreign exchange controls or restrictions on the repatriation of capital or the making of dividend payments, and agreements and commitments of such subsidiaries. If earnings and cash flows of the Company's operating subsidiaries are substantially reduced, including as a result of deteriorating market conditions, the Company may not be in a position to meet its operational needs or to pay dividends. For information concerning potential restrictions on our ability to collect dividends from certain subsidiaries, see "Risks Relating to Our Business and Industry— Adverse economic or political conditions in the countries where we operate or sell our products and services may decrease our sales or disrupt our manufacturing operations, thereby adversely affecting our revenues, profitability and financial condition".

The Company's ability to pay dividends to shareholders is subject to legal and other requirements and restrictions in effect at the holding company level. For example, the Company may only pay dividends out of net profits, retained earnings and distributable reserves and premiums, each as defined and calculated in accordance with Luxembourg law and regulations.

The Company's controlling shareholder may be able to take actions that do not reflect the will or best interests of other shareholders.

As of the date of this annual report, San Faustin beneficially owned 60.45% of our outstanding voting shares. Rocca & Partners Stichting Administratiekantoor Aandelen San Faustin ("RP STAK"), holds voting rights in San Faustin sufficient to control San Faustin. As a result, RP STAK is indirectly able to elect a substantial majority of the members of the Company's board of directors and has the power to determine the outcome of most actions requiring shareholder approval, including, subject to the requirements of Luxembourg law, the payment of dividends. The decisions of the controlling shareholder may not reflect the will or best interest of other shareholders. In addition, the Company's articles of association permit the Company's board of directors to waive, limit or suppress preemptive rights in certain cases. Accordingly, the Company's controlling shareholder may cause its board of directors to approve in certain cases an issuance of shares for consideration without preemptive rights, thereby diluting the minority interest in the Company. See "Risks Relating to shares and ADSs – Holders of shares and ADSs in the United States may not be able to exercise preemptive rights in certain cases".

Risks Relating to shares and ADSs

Holders of shares or ADSs may not have access to as much information about the Company as they would in the case of a U.S. domestic issuer.

There may be less publicly available information about the Company than is regularly published by or about U.S. domestic issuers. Also, corporate and securities regulations governing Luxembourg companies may not be as extensive as those in effect in other jurisdictions and U.S. securities regulations applicable to foreign private issuers, such as the Company, differ in certain respects from those applicable to U.S. domestic issuers. Furthermore, IFRS, the accounting standards in accordance with which the Company prepares its consolidated financial statements, differ in certain material aspects from local GAAP.

Holders of ADSs may not be able to exercise, or may encounter difficulties in the exercise of, certain rights afforded to shareholders.

Certain shareholders' rights under Luxembourg law, including the rights to participate and vote at general meetings of shareholders, to include items on the agenda for the general meetings of shareholders, to receive dividends and distributions, to bring actions, to examine our books and records and to exercise appraisal rights may not be available to holders of ADSs, or may be subject to restrictions and special procedures for their exercise, as holders of ADSs only have those rights that are expressly granted to them in the deposit agreement. Deutsche Bank Trust Company Americas, as depositary under the ADS deposit agreement, or the Depositary, through its custodian agent, is the registered shareholder of the deposited shares underlying the ADSs, and therefore only the Depositary can exercise the shareholders' rights in connection with the deposited shares. For example, if the Company make a distribution in the form of securities, the Depositary is allowed, at its discretion, to sell the right to acquire those securities on your behalf and to instead distribute the net proceeds to you. Also, under certain circumstances, such as the Company's failure to provide the Depositary with voting

materials on a timely basis, you may not be able to vote at general meetings of shareholders by giving instructions to the Depositary. If the Depositary does not receive voting instructions from the holder of ADSs by the prescribed deadline, or the instructions are not in proper form, then the Depositary shall deem such holder of ADSs to have instructed the Depositary to vote the underlying shares represented by ADSs in favor of any proposals or recommendations of the Company (including any recommendation by the Company to vote such underlying shares on any given issue in accordance with the majority shareholder vote on that issue), for which purposes the Depositary shall issue a proxy to a person appointed by the Company to vote such underlying shares represented by ADSs in favor of any proposals or recommendations of the Company. Under the ADS deposit agreement, no instruction shall be deemed given and no proxy shall be given with respect to any matter as to which the Company informs the Depositary that (i) it does not wish such proxy given, (ii) it has knowledge that substantial opposition exists with respect to the action to be taken at the meeting, or (iii) the matter materially and adversely affects the rights of the holders of ADSs.

Holders of shares and ADSs in the United States may not be able to exercise preemptive rights in certain cases.

Pursuant to Luxembourg corporate law, existing shareholders of the Company are generally entitled to preferential subscription rights (preemptive rights) in the event of capital increases and issues of shares against cash contributions. Under the Company's articles of association, the board of directors has been authorized to waive, limit or suppress such preemptive subscription rights. Notwithstanding the waiver of any preemptive subscription rights, any issuance of shares for cash within the limits of the authorized share capital shall be subject to the preemptive subscription rights of existing shareholders, except (i) any issuance of shares (including without limitation, the direct issuance of shares or upon the exercise of options, rights convertible into shares, or similar instruments convertible or exchangeable into shares) against a contribution other than in cash; and (ii) any issuance of shares (including by way of free shares or at discount), up to an amount of 1.5% of the issued share capital of the Company, to directors, officers, agents, employees of the Company, its direct or indirect subsidiaries or its affiliates (or, collectively, the beneficiaries), including without limitation, the direct issuance of shares or upon the exercise of options, rights convertible into shares or similar instruments convertible or exchangeable into shares, issued for the purpose of compensation or incentive of the beneficiaries or in relation thereto (which the board of directors shall be authorized to issue upon such terms and conditions as it deems fit). For further details, see "Corporate Governance Statement".

Holders of ADSs in the United States may, in any event, not be able to exercise any preemptive rights, if granted, for shares underlying their ADSs unless additional shares and ADSs are registered under the U.S. Securities Act of 1933, as amended ("Securities Act"), with respect to those rights, or an exemption from the registration requirements of the Securities Act is available. The Company intends to evaluate, at the time of any rights offering, the costs and potential liabilities associated with the exercise by holders of shares and ADSs of the preemptive rights for shares, and any other factors considers appropriate at the time, and then to make a decision as to whether to register additional shares. The Company may decide not to register any additional shares, requiring a sale by the Depositary of the holders' rights and a distribution of the proceeds thereof. Should the Depositary not be permitted or otherwise be unable to sell preemptive rights, the rights may be allowed to lapse with no consideration to be received by the holders of the ADSs.

It may be difficult to obtain or enforce judgments against the Company outside Luxembourg.

The Company is a *société anonyme* organized under the laws of the Grand Duchy of Luxembourg, and most of its assets are located in other jurisdictions. Furthermore, most of the Company's directors and officers reside in other jurisdictions. As a result, investors may not be able to effect service of process upon the Company or its directors or officers. Investors may also not be able to enforce against the Company or its directors or officers in the investors' domestic courts, judgments predicated upon the civil liability provisions of the domestic laws of the investors' home countries. Likewise, it may be difficult for investors not domiciled in Luxembourg to bring an original action in a Luxembourg court predicated upon the civil liability provisions of other securities laws, including U.S. federal securities laws, against the Company, its directors or its officers. There is also uncertainty with regard to the enforceability of original actions of civil liabilities predicated upon the civil liability provisions of securities laws, including U.S. federal securities laws, outside the jurisdiction where such judgments have been rendered; and enforceability will be subject to compliance with procedural requirements under applicable local law, including the condition that the judgment does not violate the public policy of the applicable jurisdiction.

Operating and Financial Review and Prospects

The following discussion and analysis of our financial condition and results of operations are based on, and should be read in conjunction with, our audited consolidated financial statements and the related notes included elsewhere in this annual report. This discussion and analysis presents our financial condition and results of operations on a consolidated basis. We prepare our consolidated financial statements in conformity with IFRS as issued by the IASB, and in accordance with IFRS as adopted by the European Union.

Certain information contained in this discussion and analysis and presented elsewhere in this annual report, including information with respect to our plans and strategy for our business, includes forward-looking statements that involve risks and uncertainties. See “Cautionary Statement Concerning Forward-Looking Statements”. In evaluating this discussion and analysis, you should specifically consider the various risk factors identified in “Principal Risks and Uncertainties”, other risk factors identified elsewhere in this annual report and other factors that could cause results to differ materially from those expressed in such forward-looking statements.

Overview

We are a leading global manufacturer and supplier of steel pipe products and related services for the energy industry and other industries.

We are a leading global manufacturer and supplier of steel pipe products and related services for the world’s energy industry as well as for other industrial applications. Our customers include many of the world’s leading oil and gas companies, engineering companies engaged in constructing oil and gas gathering and processing and power facilities, and industrial companies operating in a range of industries. We operate an integrated worldwide network of steel pipe manufacturing, research, finishing and service facilities with industrial operations in the Americas, Europe, Asia and Africa and a direct presence in most major oil and gas markets.

Our main source of revenue is the sale of products and services to the oil and gas industry, and the level of such sales is sensitive to international oil and gas prices and their impact on drilling activities.

Demand for our products and services from the global oil and gas industry, particularly for tubular products and services used in drilling operations, represents a substantial majority of our total Tubes sales. Our sales, therefore, depend on the condition of the oil and gas industry and our customers’ willingness to invest capital in oil and gas exploration and development as well as in associated downstream processing activities. The level of these expenditures is sensitive to oil and gas prices as well as the oil and gas industry’s view of such prices in the future. Crude oil prices were around \$80 per barrel in the third quarter of 2018, but subsequently fell 40% in the fourth quarter of 2018 before recovering in 2019. Prices fell again to historically low levels in the wake of the COVID-19 pandemic and the accompanying collapse in global oil consumption, but have since recovered to exceed pre-pandemic levels. North American natural gas prices (Henry Hub) fell below \$2 per million BTU in 2019. In 2021, as demand for LNG exports from the USA increased following the pandemic and a cold Northern hemisphere winter, prices rose to \$6 per million BTU and are currently above \$4 per million BTU.

In both 2020 and 2021, worldwide drilling activity, as represented in the number of active drilling rigs published by Baker Hughes, reflecting the collapse in oil consumption and prices in the wake of the COVID-19 pandemic and the subsequent recovery from the fourth quarter of 2020, was around 38% lower as an annual average compared to the level of 2019, but, in January 2022, it was approximately 22% higher than the average of 2021. The recovery in drilling activity following its pandemic-induced collapse has been led by the United States and Canada, where the declines were steepest, whereas the international rig count fell more slowly and began to increase later.

Prior to the 2014 downturn in oil prices, a growing proportion of exploration and production spending by oil and gas companies had been directed at offshore, deep drilling and non-conventional drilling operations in which high-value tubular products, including special steel grades and premium connections, are usually specified. The success, however, of shale drilling operators, with their inherently short investment cycles, in adapting to lower oil and gas costs and increasing production, and the increasing share of oil produced in shale plays as a proportion of global supply, has led to a slowdown in new developments of complex offshore projects with long investment lead times in a context of low and more volatile oil prices, consequently affecting the level of product differentiation. Nevertheless, cost-competitive offshore developments, like those in Brazil and Guyana, continue to be sanctioned and developed.

Our business is highly competitive.

The global market for steel pipes is highly competitive, with the primary competitive factors being price, quality, service and technology. We sell our products in a large number of countries worldwide and compete primarily against European and Japanese producers in most markets outside North America. In the United States and Canada, we compete against a wide range of local and foreign producers. Over the past decade, substantial investments have been made, especially in China but also in other regions around the world, to increase production capacity of seamless steel pipe products. Production capacity for more specialized product grades has also increased. With the downturn between 2014 and 2016 in the price of oil and demand for tubes for oil and gas drilling, the overcapacity in steel pipe and seamless steel pipe production worldwide became acute, extending beyond commodity grades. This situation has been accentuated by the more recent COVID-19 induced collapse in demand and the prospect of an accelerated energy transition. The competitive environment is, as a result, intense, and we expect that this can only continue without substantial capacity reductions. Effective competitive differentiation will be a key factor for Tenaris.

In addition, there is an increased risk of unfairly traded steel pipe imports in markets in which we produce and sell our products. In September 2014, the United States imposed anti-dumping duties on OCTG imports from various countries, including South Korea. Despite the duties imposed, imports from South Korea continued at a very high level. As a result, U.S. domestic producers have requested successive reviews of South Korea's exports, which are ongoing. At the same time South Korean producers have appealed the duties imposed. Similarly, in Canada, the Canada Border Services Agency introduced anti-dumping duties on OCTG imports from South Korea and other countries in April 2015.

During 2018, in addition to anti-dumping duties, the U.S. government introduced tariffs and quotas pursuant Section 232 on the imports of steel products, including steel pipes, with the objective of strengthening domestic production capacity utilization and investment. Quotas were imposed on the imports of steel products from South Korea, Brazil and Argentina, while 25% tariffs were imposed on imports from most other countries, except Australia. The proportion of the OCTG market supplied by imports has declined from around 60% prior to the imposition of tariffs and quotas to around 40% at the end of 2020. This included, as a direct result of the fixed quota imposed on the imports of steel pipes from South Korea, that South Korean imports halved in 2019 compared to prior levels, but they have continued through 2020, despite the collapse in demand.

We are also exposed to the risk that our competitors may seek to initiate anti-dumping cases against our exports. In 2021, anti-dumping cases were initiated against our exports from Mexico in Canada and against our exports from Mexico and Argentina in the United States. In Canada, a final determination of no injury was issued in January 2022 in respect of our imports from Mexico. In the United States, a preliminary determination of injury has occurred against our imports from Mexico and Argentina but a final determination is not expected before the second half of 2022.

Our production costs are sensitive to prices of steelmaking raw materials and other steel products.

We purchase substantial quantities of steelmaking raw materials, including ferrous steel scrap, DRI, pig iron, iron ore and ferroalloys, for use in the production of our seamless pipe products. In addition, we purchase substantial quantities of steel coils and plates for use in the production of our welded pipe products. Our production costs, therefore, are sensitive to prices of steelmaking raw materials and certain steel products, which reflect supply and demand factors in the global steel industry and in the countries where we have our manufacturing facilities.

The costs of steelmaking raw materials and of steel coils and plates increased during 2021, reaching all-time highs. As a reference, prices for hot rolled coils, HRC Midwest USA Mill, published by CRU, averaged \$1,734 per metric ton in 2021 and \$632 per metric ton in 2020.

The COVID-19 pandemic, the oil & gas industry situation and their impact on Tenaris's operations and financial condition

The rapid expansion of the COVID-19 pandemic around the world and the containment measures adopted by governmental authorities triggered a severe fall in global economic activity and precipitated a serious crisis in the energy sector. Global oil and gas demand decreased significantly in the first half of 2020 causing a collapse in prices, an acute oversupply, a rapid build-up of excess inventories, and the consequent drop of investments in drilling activity by Tenaris's oil and gas customers. The Company took prompt action to mitigate the impact of the crisis and to adapt Tenaris's operations on a country-by-country basis to comply with applicable rules and

requirements and contain the effects of the global crisis. In response to the COVID-19 outbreak, several countries, including countries where Tenaris has operations (such as Argentina, China, Colombia, Italy, Mexico, Saudi Arabia and the United States) took mitigation and containment measures, including bans on business activities and closure of industrial facilities. Tenaris implemented a worldwide restructuring program and cost-containment plan aimed at preserving the financial resources and overall liquidity position and maintaining the continuity of its operations; and adjusted production levels at its facilities including through the temporary closure of certain facilities or production lines and layoffs in several jurisdictions, and reduced capital expenditures and working capital. In addition, Tenaris introduced remote work and other flexible work arrangements and implemented special operations protocols to safeguard the health, safety and wellbeing of Tenaris's employees, customers and suppliers. Although such measures have so far proved to be successful to mitigate the impact of the crisis on Tenaris, if the virus continues to mutate and spread or new pandemics or public health crises emerge, and new preventive measures are imposed in the future, Tenaris's operations could be further affected and its results adversely impacted. In addition, although oil prices have exceeded pre-COVID-19 level, demand for oil products is approaching pre-COVID-19 level and demand for natural gas already exceeds them, there remains considerable uncertainty about the future duration and extent of the pandemic with a recent surge of new and more contagious variants of the SARS-CoV-2 virus as well as about the effectiveness of available vaccines and the success of vaccination campaigns. In this uncertain environment our results of operations and financial condition could still be severely affected. Oil and natural gas prices also exceed pre-COVID-19 levels, while oil and gas drilling activity is steadily increasing in North America and the rest of the world and OCTG inventories are at relatively low levels in North America and are at more normal levels in the rest of the world. Tenaris's North American industrial facilities continue ramping up to meet higher demand and some facilities -temporarily shut down during 2020- were reopened during 2021. In this context, even with raw material, energy and logistic cost increases, Tenaris's margins show a significant recovery compared to 2020.

With the purpose of assessing Tenaris's exposure to the effects of the COVID-19 pandemic and its impact on its business, financial position and performance, management has conducted impairment tests, and is closely monitoring the recoverability of long-lived assets and deferred taxes, financial risk management, in particular credit and liquidity risks and the adequacy of its provisions for contingent liabilities.

Tenaris also renegotiated existing contractual obligations with its counterparties to adapt the commitments to the decrease in activity. As a result, Tenaris is adequately complying with all main outstanding contractual commitments and guarantees. In addition, Tenaris has not received any material government grants or public support measures for the years 2021 and 2020, and has not received, nor provided, material arrangements on the form of supply chain financing.

As of the date of this annual report, Tenaris's capital and financial resources, and overall liquidity position, have not been affected by the pandemic. Tenaris has in place non-committed credit facilities and management believes it has adequate access to credit markets. In addition, Tenaris has a net cash position of approximately \$700¹ million as of the end of December 2021 and a manageable debt amortization schedule.

Considering Tenaris's financial position and the funds provided by operating activities, management believes that Tenaris has sufficient resources to satisfy its current working capital needs, service its debt and address short-term changes in business conditions.

Management does not expect to disclose or incur in any material COVID-19-related contingency, and it considers its allowance for doubtful accounts sufficient to cover risks that could arise from credits with customers in accordance with IFRS 9.

Summary of results

In 2021, our results recovered strongly from the worst effects of the pandemic bolstered by the recovery in oil and gas drilling activity in the Americas and the structural measures we took to improve our profitability over the longer term. Our sales rose 27% year on year, while our EBITDA² more than doubled with the margin surpassing its pre-pandemic level. At the net income level, our results benefited from an extraordinary

¹ Net cash / debt is calculated in the following manner:

Net cash= Cash and cash equivalents + Other investments (Current and Non-Current) + / - Derivatives hedging borrowings and investments- Borrowings (Current and Non-Current).

² EBITDA is a non-IFRS alternative performance measure—please see Exhibit 7.2 for more information on this measure.

contribution from our equity participations in Ternium and Usiminas, reflecting record prices in the flat steel sector, which contrasts with that of 2020, which was impacted by \$622 million impairment charges on the carrying value of goodwill and other assets in the United States.

Operating cash flow for the year amounted to \$119 million in 2021, compared to \$1,520 million in 2020 due to a working capital build of \$1.0 billion driven by the ramp up of activity. Although in absolute amounts the build up in working capital in 2021 was similar to the corresponding reduction in 2020, it is lower in terms of days of sales and includes higher raw material and energy costs embedded in inventories. After capital expenditures of \$240 million and dividend payments of \$319 million during the year, our net cash position declined to \$700³ million at the end of the year.

Climate change

To address climate change, Tenaris is taking steps to decarbonize its operations and is developing products and services for use in low-carbon energy applications.

In February 2021, we set a medium-term target to reduce the carbon emissions intensity rate of our operations by 30% by the year 2030, compared to a 2018 baseline, considering Scopes 1 and 2 emissions plus Scope 3 emissions related to raw materials, including steel purchased from third parties.

We aim to achieve this target by using a higher proportion of recycled steel scrap in the metallic mix and by making investments to increase energy efficiency and the use of renewable energy in our energy requirements.

This medium-term target forms part of a broader objective of decarbonizing our operations and reaching carbon neutrality. The timing will depend on the development of emerging technologies and market and regulatory conditions, including carbon pricing and customer support. To achieve this longer-term objective, we will actively pursue the development of technologies involving the use of hydrogen and carbon capture with partners, such as the initiatives we have announced using hydrogen in our Dalmine steel shop in Italy, and carbon capture and use at our Dalmine power plant.

All our steel is produced in electric arc furnaces where recycled steel scrap is used as the primary source of metallic feedstock. We supplement the use of steel scrap with metallics such as pig iron, direct reduced iron and ferroalloys to meet quality, productivity and material specification requirements.

Additionally, we produce our own direct reduced iron for our steel mill in Argentina using natural gas, where the availability of steel scrap is limited.

Steel production in electric arc furnaces using a high proportion of scrap in the metallic charge usually has substantially lower carbon emissions than steel produced using iron ore and metallurgical coal as the primary feedstock.

Over the past year, we have made good progress towards our mid-term objective. By focusing on energy efficiency and reducing the proportion of pig iron used in our electric furnaces, the average carbon emissions intensity of our tubular operations has declined to 1.2 tons of CO₂ per ton of steel processed, which compares with the 1.4 tons of CO₂ per ton of steel processed in 2018 and 1.3 tons of CO₂ per ton of steel processed in 2020. These figures employ worldsteel methodology using local emission factors for purchased electricity.

Most of the reduction in emissions intensity we have achieved to-date has been in Scope 3 emissions by increasing the amount of scrap used and energy efficiency.

Currently, we are focusing on reducing the intensity of our Scope 2 emissions by increasing the use of renewable energy at a number of our facilities around the world.

In this respect, our Board of Directors recently approved an investment project to build a wind farm in Argentina at a cost of \$190 million. The project would reduce our CO₂ emissions in this country by some

³ Net cash / debt is calculated in the following manner:

Net cash= Cash and cash equivalents + Other investments (Current and Non-Current) + / - Derivatives hedging borrowings and investments- Borrowings (Current and Non-Current).

150,000 tons per year, and supply close to 50% of the electricity requirements at our Siderca integrated seamless pipe mill.

The wind farm, which is expected to be completed during 2023, will be located in an area with a highly favorable capacity utilization factor of 58%. This should lead to a reasonable return on the investment even when considering current Argentine wholesale energy market prices.

To accelerate the fulfilment of our targets, we have implemented an internal carbon price at a minimum of \$80/ton for evaluating investments, and more generally in our operations.

The development and implementation of our climate change strategy is reviewed by our Board of Directors on a quarterly basis. The Board has nominated our Vice-Chairman, Germán Curá, to take particular responsibility for this and to keep it informed of the progress made.

We are also strengthening our disclosure of climate change-related information. In 2021, we joined the Carbon Disclosure Project ("CDP"), where we received a B rating regarding our management of climate change in 2020.

As we pursue our long-term strategy of achieving carbon neutrality in our operations, we are exploring a range of possibilities with different partners from around the world. We know that there is no single solution, as certain alternatives are better suited to specific sites or regions depending on local infrastructure, resources, technologies and conditions.

We do so with the vision that, as a leader in our industry, we must be competitive in offering our customers low-carbon products and that we have a responsibility to contribute to the development of the technologies that will make this happen.

We also assess the future market outlook for our products with reference to the different scenarios for oil and gas demand published by our customers, international agencies such as the International Energy Agency ("IEA") and expert energy market consultancies such as Rystad. We refer particularly to scenarios which are consistent with the goals of the Paris Agreement, and those focused on the pace of adoption of new technologies.

These assessments are used as fundamental input for evaluating our business strategy and how to address the risks and opportunities arising from climate change.

As suppliers of tubular products and services to the energy industry, the energy transition provides an important opportunity to develop new products and services for potentially fast-growing segments like hydrogen transportation and storage, CCS and geothermal installations.

We are increasing our investments in R&D and our organizational focus in these areas, which are expected to contribute a significant revenue stream to the company going forward.

We have developed a range of materials technologies that are particularly suited for use in hydrogen storage and transportation, where we are seeing fast growth in demand for large, high-pressure vessels used in the build-out of hydrogen refueling stations for heavy-duty vehicles and buses in Europe and California.

Outlook

The global economy has rebounded strongly this year and, with it demand for energy including oil and gas. Oil and gas production increases have not kept pace with increases in consumption resulting in lower inventory levels and higher prices. Prices for oil exceed pre-pandemic levels and prices for LNG reached unprecedented levels during the fourth quarter of 2021.

Although investments in oil and gas drilling are expected to increase during 2022, from their low levels over the past two years, the level of spending is unlikely to return to pre-pandemic levels, as the oil and gas majors and publicly-listed U.S. shale producers prioritize capital discipline and returns to shareholders, while OPEC+ countries continue to manage production level increases.

Drilling activity is increasing around the world. Over the past year, the increase has been led by the United States and Canada where it will continue at a lower pace. Latin America is leading the recovery in offshore drilling activity, with rises in Brazil, Mexico and Guyana, while onshore drilling activity should step up in the Vaca Muerta shale in Argentina if country investment conditions allow. In the Eastern Hemisphere, the more recent recovery in drilling activity should extend further through the year, led by the Middle East.

In the first half of 2022, we anticipate further increases in sales on higher prices in North America and shipments to an offshore pipeline in Europe. In the second quarter, we should see a significant recovery of sales in the Middle East and Africa. Despite higher energy costs in Europe, our EBITDA⁴ margin should also continue to increase in the first half.

The global economic conditions may change as a result of the Russia-Ukraine armed conflict and the related wave of sanctions being imposed on Russian individuals, companies and institutions. It is hard to predict how energy and commodity prices will behave and the impact on the prices and availability of energy and steelmaking raw materials. Accordingly, the outlook for global economic activity in general, and the outlook for our industry and operations, in particular, may significantly change, even in the short term, as the armed conflict unfolds. For more information on the potential risks in connection with the Russia-Ukraine conflict, see “Principal Risks and Uncertainties – Risks Relating to Our Business and Industry – The Russia-Ukraine recent armed conflict may adversely affect our operations”; and for more information on the Tenaris’s operations involving Russia, see “Recent developments – The Russia-Ukraine armed conflict and its impact on Tenaris’s operations and financial condition”.

Functional and presentation currency

The functional and presentation currency of the Company is the U.S. dollar. The U.S. dollar is the currency that best reflects the economic substance of the underlying events and circumstances relevant to Tenaris’s global operations.

Except for the Brazilian and Italian subsidiaries whose functional currencies are their local currencies, Tenaris determined that the functional currency of its other subsidiaries is the U.S. dollar, based on the following principal considerations:

- sales are mainly negotiated, denominated and settled in U.S. dollars. If priced in a currency other than the U.S. dollar, the sales price may consider exposure to fluctuation in the exchange rate versus the U.S. dollar;
- prices of their critical raw materials and inputs are priced and settled in U.S. dollars;
- transaction and operational environment and the cash flow of these operations have the U.S. dollars as reference currency;
- significant level of integration of local operations within Tenaris’s international global distribution network;
- net financial assets and liabilities are mainly received and maintained in U.S. dollars; *and*
- the exchange rate of certain legal currencies has long been affected by recurring and severe economic crises.

Results of operations for subsidiaries whose functional currencies are not the U.S. dollar are translated into U.S. dollars at the average exchange rates for each quarter of the year. Financial statement positions are translated at the year-end exchange rates. Translation differences are recognized in a separate component of equity as currency translation adjustments. In the case of a sale or other disposal of any of such subsidiaries, any accumulated translation difference would be recognized in the Consolidated Income Statement as a gain or loss from the sale.

⁴ EBITDA is a non-IFRS alternative performance measure—please see Exhibit 7.2 for more information on this measure.

Critical Accounting Estimates

This discussion and analysis of our financial condition and results of operations are based on our audited consolidated financial statements, which have been prepared in accordance with IFRS.

The preparation of our audited consolidated financial statements and related disclosures in conformity with IFRS requires us to make estimates and assumptions that might affect the reported amounts of assets and liabilities, the disclosure of contingent assets and liabilities and the reported amounts of revenue and expenses. Management evaluates its accounting estimates and assumptions, including those related to impairment of goodwill and long-lived assets; income taxes; obsolescence of inventory; contingencies; allowance for trade receivables; defined benefit obligations; business combinations; useful lives of property, plant and equipment and other long-lived assets; fair value estimation of certain financial instruments and property title ownership restriction, and revises them when appropriate. Management bases its estimates on historical experience and on various other assumptions it believes to be reasonable under the circumstances. These estimates form the basis for making judgments about the carrying values of assets and liabilities that are not readily apparent from other sources. Although management believes that these estimates and assumptions are reasonable, they are based upon information available at the time they are made. Actual results may differ significantly from these estimates under different assumptions or conditions. For more information see “II. Accounting Policies” to our consolidated financial statements included in this annual report.

Internal control over financial reporting

Management is responsible for establishing and maintaining adequate internal control over financial reporting. Our internal control over financial reporting was designed by management to provide reasonable assurance regarding the reliability of financial reporting and the preparation and fair presentation of its financial statements for external purposes in accordance with IFRS.

In addition, under the Company’s articles of association, as supplemented by the audit committee’s charter, the audit committee assists the board of directors in fulfilling its oversight responsibilities relating to the effectiveness of the Company’s systems of internal control, risk management and internal audit over financial reporting. In particular, the audit committee is required to review the scope and results of the activities of the Company’s external auditors and the internal audit function relating to the Company’s internal control over financial reporting, and obtain reports on significant findings and recommendations; and is also required to assess, at least annually at the time the annual accounts are approved, the effectiveness of the Company’s systems of internal control and risk management over financial reporting.

Because of its inherent limitations, internal control over financial reporting may not prevent or detect misstatements or omissions. In addition, projections of any evaluation of effectiveness to future periods are subject to the risk that controls may become inadequate because of changes in conditions, or that the degree of compliance with the policies or procedures may deteriorate.

On a yearly basis, management conducts its assessment of the effectiveness of Tenaris’s internal control over financial reporting based on the framework in *Internal Control- Integrated Framework (2013)* issued by the Committee of Sponsoring Organizations of the Treadway Commission.

On February 15, 2022, management reported to the audit committee that it had conducted its assessment of the effectiveness of the Company’s internal controls over financial reporting for the year ended December 31, 2021, and that, based on management’s evaluation and considering the inherent limitations to the effectiveness of any internal control system, it concluded that the Company’s internal controls over financial reporting were effective as of December 31, 2021.

Results of Operations

Thousands of U.S. dollars (except number of shares and per share amounts)

	For the year ended December 31,		
	2021	2020	2019
Selected consolidated income statement data			
Continuing operations			
Net sales	6,521,207	5,146,734	7,294,055
Cost of sales	(4,611,602)	(4,087,317)	(5,107,495)
Gross profit	1,909,605	1,059,417	2,186,560
Selling, general and administrative expenses	(1,206,569)	(1,119,227)	(1,365,974)
Impairment charge ⁽¹⁾	(57,075)	(622,402)	-
Other operating income (expenses), net	61,548	19,141	11,805
Operating income (loss)	707,509	(663,071)	832,391
Finance income	38,048	18,387	47,997
Finance cost	(23,677)	(27,014)	(43,381)
Other financial results	8,295	(56,368)	14,667
Income (loss) before equity in earnings of non-consolidated companies and income tax	730,175	(728,066)	851,674
Equity in earnings of non-consolidated companies	512,591	108,799	82,036
Income (loss) before income tax	1,242,766	(619,267)	933,710
Income tax	(189,448)	(23,150)	(202,452)
Income (loss) for the year for continuing operations	1,053,318	(642,417)	731,258
Income (loss) attributable to ⁽²⁾ :			
Owners of the parent	1,100,191	(634,418)	742,686
Non-controlling interests	(46,873)	(7,999)	(11,428)
Income (loss) for the year ⁽²⁾	1,053,318	(642,417)	731,258
Depreciation and amortization	(594,721)	(678,806)	(539,521)
Weighted average number of shares outstanding	1,180,536,830	1,180,536,830	1,180,536,830
Basic and diluted earnings (losses) per share	0.93	(0.54)	0.63
Dividends per share ⁽³⁾	0.27	0.07	0.41

⁽¹⁾ Impairment charge in 2020 represents a charge of \$622 million to the carrying value of goodwill of the CGUs OCTG USA, IPSCO and Coiled Tubing in the amounts of \$225 million, \$357 million and \$4 million respectively, and the carrying value of fixed assets of the CGU Rods USA in the amount of \$36 million.

⁽²⁾ IAS 1 (revised), requires that income for the year as shown on the income statement does not exclude non-controlling interests. Earnings per share, however, continue to be calculated on the basis of income attributable solely to the owners of the parent.

⁽³⁾ Dividends per share correspond to the dividends paid in respect of the year.

<i>Thousands of U.S. dollars (except number of shares)</i>	At December 31,		
	2021	2020	2019
Selected consolidated financial position data			
Current assets	4,981,173	4,287,672	5,670,607
Property, plant and equipment, net	5,824,801	6,193,181	6,090,017
Other non-current assets	3,643,457	3,235,336	3,082,367
Total assets	14,449,431	13,716,189	14,842,991
Current liabilities	1,559,645	1,166,475	1,780,457
Non-current borrowings	111,432	315,739	40,880
Deferred tax liabilities	274,721	254,801	336,982
Other non-current liabilities	397,931	532,701	498,300
Total liabilities	2,343,729	2,269,716	2,656,619
Capital and reserves attributable to the owners of the parent	11,960,578	11,262,888	11,988,958
Non-controlling interests	145,124	183,585	197,414
Total equity	12,105,702	11,446,473	12,186,372
Total liabilities and equity	14,449,431	13,716,189	14,842,991
Share capital	1,180,537	1,180,537	1,180,537
Number of shares outstanding	1,180,536,830	1,180,536,830	1,180,536,830

The following table sets forth our operating and other costs and expenses as a percentage of net sales for the periods indicated.

<i>Percentage of net sales</i>	For the year ended December 31,		
	2021	2020	2019
Continuing operations			
Net sales	100.0	100.0	100.0
Cost of sales	(70.7)	(79.4)	(70.0)
Gross profit	29.3	20.6	30.0
Selling, general and administrative expenses	(18.5)	(21.7)	(18.7)
Impairment charge	(0.9)	(12.1)	-
Other operating income (expenses), net	0.9	0.4	0.2
Operating income (loss)	10.8	(12.9)	11.4
Finance income	0.6	0.4	0.7
Finance cost	(0.4)	(0.5)	(0.6)
Other financial results	0.1	(1.1)	0.2
Income (loss) before equity in earnings of non-consolidated companies and income tax	11.2	(14.1)	11.7
Equity in earnings of non-consolidated companies	7.9	2.1	1.1
Income (loss) before income tax	19.1	(12.0)	12.8
Income tax	(2.9)	(0.4)	(2.8)
Income (loss) for the year for continuing operations	16.2	(12.5)	10.0
Income (loss) attributable to:			
Owners of the parent	16.9	(12.3)	10.2
Non-controlling interests	(0.7)	(0.2)	(0.2)

Fiscal Year Ended December 31, 2021, Compared to Fiscal Year Ended December 31, 2020

The following table shows our net sales by business segment for the periods indicated below:

<i>Millions of U.S. dollars</i>	For the year ended December 31,				Increase / (Decrease)
	2021		2020		
Tubes	5,994	92%	4,844	94%	24%
Others	528	8%	303	6%	74%
Total	6,521	100%	5,147	100%	27%

Tubes

The following table indicates, for our Tubes business segment, sales volumes of seamless and welded pipes for the periods indicated below:

<i>Thousands of tons</i>	For the year ended December 31,		Increase /
	2021	2020	(Decrease)
Seamless	2,514	1,918	31%
Welded	289	480	(40%)
Total	2,803	2,398	17%

The following table indicates, for our Tubes business segment, net sales by geographic region, operating income and operating income as a percentage of net sales for the periods indicated below:

<i>Millions of U.S. dollars</i>	For the year ended December 31,		Increase /
	2021	2020	(Decrease)
Net sales			
- North America	3,240	2,108	54%
- South America	1,051	660	59%
- Europe	622	566	10%
- Middle East & Africa	832	1,194	(30%)
- Asia Pacific	249	315	(21%)
Total net sales	5,994	4,844	24%
Operating income (loss)	613	(616)	200%
Operating income (loss) (% of sales)	10.2%	(12.7%)	

Net sales of tubular products and services increased 24% to \$5,994 million in 2021, compared to \$4,844 million in 2020, reflecting a 17% increase in volumes and a 6% increase in average selling prices. In North America sales increased 54% as there was a recovery in volumes and prices throughout the region, led by the U.S. onshore market. In South America sales increased 59% driven by a recovery in sales in Argentina and the Andean region partially offset by lower sales of connectors in Brazil. In Europe sales increased 10% thanks to a strong growth in sales to the mechanical and automotive sectors partially compensated by lower sales of OCTG products throughout the region. In the Middle East & Africa sales declined 30% as sales in U.A.E. remained stable during the year while sales of OCTG and offshore line pipe declined in the rest of the region. In Asia Pacific sales declined 21% due to lower sales of OCTG throughout the region.

Operating results from tubular products and services, amounted to a gain of \$613 million in 2021, compared to a loss of \$616 million in 2020. Tubes operating income in 2021 is net of a \$57 million impairment charge on NKK Tubes fixed assets and severance charges of \$27 million, while in 2020 the operating loss includes an impairment charge of \$582 million, accelerated depreciations and amortizations of \$56 million and severance charges of \$139 million. The improvement in operating results was driven by the recovery in sales (volumes and prices), while an increase in raw material and energy costs was partially offset by an improvement in industrial performance due to the increased levels of activity and utilization of production capacity.

Others

The following table indicates, for our Others business segment, net sales, operating income and operating income as a percentage of net sales for the periods indicated below:

<i>Millions of U.S. dollars</i>	For the year ended December 31,		Increase /
	2021	2020	(Decrease)
Net sales	528	303	74%
Operating income (loss)	95	(47)	300%
Operating income (loss) (% of sales)	17.9%	(15.6%)	

Net sales of other products and services increased 74% from \$303 million in 2020 to \$528 million in 2021, mainly due to higher sales of energy and excess raw materials and sucker rods, as well as our new oilfield services business in Argentina which offers hydraulic fracturing and coiled tubing services.

Operating results from other products and services, amounted to a gain of \$95 million in 2021, compared to a loss of \$47 million in 2020. In 2020, Others operating income included an impairment charge of \$40 million. The increase in profitability is mainly due to the sucker rods business, our new oil services business and the sale of excess raw materials and energy.

Selling, general and administrative expenses, or SG&A, amounted to \$1,207 million (18.5% of net sales), compared to \$1,119 million (21.7%) in 2020. During 2021 SG&A includes \$16 million of leaving indemnities, while in 2020 leaving indemnities were \$61 million. The 2021 increase in SG&A is mainly due to higher selling expenses, following the increase in sales.

Impairment charge. In December 2021, as a result of the expected termination of our NKK Tubes joint venture, we recorded a \$57 million impairment on its fixed assets. In 2020 we recorded an impairment charge of \$622 million on the carrying value of goodwill and other assets in the United States.

Other operating results amounted to a gain of \$62 million in 2021, compared to a gain of \$19 million in 2020. The gain in 2021 is mainly due to a \$36 million recognition of fiscal credits in Brazil and the profit from the sale of assets.

Financial results amounted to a gain of \$23 million in 2021, compared to a loss of \$65 million in 2020. The variation is mainly explained by a \$23 million improvement in net interest income, mainly due to interests from fiscal credits in Brazil received in the second quarter, and a \$64 million improvement in net foreign exchange results, mainly related to the depreciation of the Euro, the Brazilian real and the Mexican peso in 2020. These results are to a large extent offset by changes to our currency translation reserve.

Equity in earnings of non-consolidated companies generated a gain of \$513 million in 2021, compared to \$109 million in 2020. These results were mainly derived from our equity investment in Ternium and Usiminas, and reflect the good dynamics at the flat steel sector derived from record high steel prices.

Income tax charge amounted to \$189 million in 2021, compared to \$23 million in 2020, reflecting better results in several subsidiaries following the increase in activity in 2021.

Net income amounted to \$1,053 million in 2021, compared with a net loss of \$642 million in 2020. The change in results reflects the recovery in sales (volumes and prices) following the improvement in the operating environment, while an increase in raw material and energy costs was partially offset by an improvement in industrial performance due to the increased levels of activity and utilization of production capacity. Additionally, our results in 2021 were boosted by an extraordinary contribution from our equity participations, mainly Ternium, reflecting the good dynamics in the flat steel sector derived from record high steel prices, while 2020 was impacted by a \$622 million impairment on the carrying value of goodwill and other assets in the United States.

Liquidity and Capital Resources

The following table provides certain information related to our cash generation and changes in our cash and cash equivalents position for each of the last three years:

Millions of U.S. dollars

	For the year ended December 31,		
	2021	2020	2019
Net cash provided by operating activities	119	1,520	1,528
Net cash provided by (used in) investing activities	268	(2,092)	(40)
Net cash used in financing activities	(648)	(375)	(354)
(Decrease) increase in cash and cash equivalents	(261)	(947)	1,134
Cash and cash equivalents at the beginning of year (excluding overdrafts)	585	1,554	427
Effect of exchange rate changes	(6)	(22)	(6)
(Decrease) increase in cash and cash equivalents	(261)	(947)	1,134
Cash and cash equivalents at the end of year (excluding overdrafts)	318	585	1,554
Cash and cash equivalents at the end of year (excluding overdrafts)	318	585	1,554
Bank overdrafts	0	0	0
Other current investments	398	872	210
Non-current investments	313	239	18
Derivatives hedging borrowings and investments	2	8	19
Current borrowings	(220)	(303)	(781)
Non-current borrowings	(111)	(316)	(41)
Net cash at the end of the year	700	1,085	980

Our financing strategy aims to maintain adequate financial resources and access to additional liquidity. During 2021 cash flow provided by operating activities amounted to \$119 million (including an increase in working capital of \$1,046 million), our capital expenditures amounted to \$240 million, and we paid dividends amounting to \$319 million. At the end of the year, we had a net cash position⁵ of \$700 million, compared to \$1,085 million at the beginning of the year.

We believe that funds from operations, the availability of liquid financial assets and our access to external borrowing through the financial markets will be sufficient to satisfy our working capital needs, to finance our planned capital spending program and to service our debt in the future twelve months and to address short-term changes in business conditions. For more information see “Operating and Financial Review and Prospects – Overview – The COVID-19 pandemic, the oil & gas industry situation and their impact on Tenaris’s operations and financial condition.”

We have a conservative approach to the management of our liquidity, which consists of (i) cash and cash equivalents (cash in banks, liquidity funds and investments with a maturity of less than three months at the date of purchase), and (ii) other investments (fixed income securities, time deposits, and fund investments).

At December 31, 2021, liquid financial assets as a whole (comprising cash and cash equivalents and other investments) were 7% of total assets compared to 12% at the end of 2020.

We hold investments primarily in liquidity funds and variable or fixed-rate securities from investment grade issuers. We hold our cash and cash equivalents primarily in U.S. dollars and in major financial centers. As of December 31, 2021, and December 31, 2020, U.S. dollar denominated liquid assets represented 87% and 95% respectively of total liquid financial assets.

Fiscal Year Ended December 31, 2021, Compared to Fiscal Year Ended December 31, 2020

Operating activities

Net cash provided by operations during 2021 was \$119 million, compared to \$1,520 million during 2020. This decrease was mainly attributable to a \$1,046 million increase in working capital in 2021, while in 2020 the decrease in working capital amounted to \$1,059 million, offset by an impairment charge of \$622 million in 2020. The annual variation in working capital was mainly attributed to an increase of \$1,060 million in inventories related to the recovery in activity, compared to a decrease of \$829 million in 2020. For more information on cash flow disclosures and changes to working capital, see note 29 “Cash flow disclosures” to our audited consolidated financial statements included in this annual report.

⁵ Net cash position is a non-IFRS alternative performance measure—please see Exhibit 7.2 for more information on this measure.

Investing activities

Net cash provided by investing activities was \$268 million in 2021, compared to a net cash used in investing activities of \$2,092 million in 2020. We decreased our financial investments by \$390 million in 2021 compared to an increase of \$887 million in 2020. Additionally, during 2020 we spent \$1,025 million in acquisition of subsidiaries.

Financing activities

Net cash used in financing activities, including dividends paid, proceeds and repayments of borrowings and acquisitions of non-controlling interests, was \$648 million in 2021, compared to \$375 million in 2020.

During 2021 and 2020 we had net repayments of borrowings of \$277 million and \$239 million respectively.

Dividends paid during 2021 amounted to \$319 million and during 2020 amounted to \$83 million.

Our total liabilities to total assets ratio was 0.16:1 as of December 31, 2021 and 0.17:1 as of December 31, 2020.

Principal Sources of Funding

During 2021, we funded our operations with operating cash flows, bank financing and available liquid financial assets. Short-term bank borrowings were used as needed throughout the year.

Financial liabilities

During 2021 borrowings decreased by \$288 million to \$331 million at December 31, 2021, from \$619 million at December 31, 2020.

Borrowings consist mainly of bank loans. As of December 31, 2021, U.S. dollar-denominated borrowings plus borrowings denominated in other currencies swapped to the U.S. dollar represented 78% of total borrowings.

For further information about our financial debt, please see note 20 “Borrowings” to our audited consolidated financial statements included in this annual report.

The following table shows the composition of our financial debt at December 31, 2021, 2020 and 2019:

<i>Millions of U.S. dollars</i>	2021	2020	2019
Bank borrowings	331	619	822
Bank overdrafts	0	0	0
Total borrowings	331	619	822

Our weighted average interest rates before tax (considering hedge accounting), amounted to 2.09% at December 31, 2021 and to 2.51% at December 31, 2020.

The maturity of our financial debt is as follows:

<i>Millions of U.S. dollars</i>	1 year or less	1 - 2 years	2 - 3 years	3 - 4 years	4 - 5 years	Over 5 years	Total
At December 31, 2021							
Borrowings	220	107	4	-	-	-	331
Interest to be accrued (*)	2	1	0	-	-	-	3
Total	222	108	4	-	-	-	334

(*) Includes the effect of hedge accounting.

Our current borrowings to total borrowings ratio amounted to 0.66:1 as of December 31, 2021 and to 0.49:1 as of December 31, 2020. Our liquid financial assets exceeded our total borrowings, we had a net cash position⁶ (cash and cash equivalents, other current and non-current investments, derivatives hedging borrowings and investments, less total borrowings) of \$700 million at December 31, 2021, compared to \$1,085 million at December 31, 2020.

⁶ Net cash position is a non-IFRS alternative performance measure—please see Exhibit 7.2 for more information on this measure.

As of December 31, 2021, lease liabilities amounted to approximately \$117.3 million. The amount of remaining payments with maturity less than 1 year, between 2 and 5 years and more than 5 years is approximately 29.5%, 33.6% and 36.9% of the total remaining payments, respectively.

For information on our derivative financial instruments, please see “Quantitative and Qualitative Disclosure about Market Risk – Accounting for Derivative Financial Instruments and Hedging Activities” and note 25 “Derivative financial instruments” to our audited consolidated financial statements included in this annual report.

For information regarding the extent to which borrowings are at fixed rates, please see “Quantitative and Qualitative Disclosure About Market Risk”.

Significant Borrowings

Our most significant borrowings as of December 31, 2021 were as follows:

<i>Millions of U.S. dollars</i>				
Disbursement date	Borrower	Type	Final maturity	Original & Outstanding
2020	Tamsa	Bilateral	2023	20
2020	Tamsa	Bilateral	2023	80
2020-2021	SSPC	Multiple Banks	2022 - 2024	61

As of December 31, 2021, Tenaris was in compliance with all of its covenants under its significant borrowings, including financial covenants on leverage ratio.

Quantitative and Qualitative Disclosure about Market Risk

The multinational nature of our operations and customer base expose us to a variety of risks, including the effects of changes in foreign currency exchange rates, interest rates and commodity prices. In order to reduce the impact related to these exposures, management evaluates exposures on a consolidated basis to take advantage of natural exposure netting. For the residual exposures, we may enter into various derivative transactions in order to reduce potential adverse effects on our financial performance. Such derivative transactions are executed in accordance with internal policies and hedging practices. We do not enter into derivative financial instruments for trading or other speculative purposes, other than non-material investments in structured products.

The following information should be read together with section III, “Financial risk management” to our audited consolidated financial statements included elsewhere in this annual report.

Debt Structure

The following tables provide a breakdown of our debt instruments at December 31, 2021 and 2020 which included fixed and variable interest rate obligations, detailed by maturity date:

At December 31, 2021	Expected maturity date						Total ⁽¹⁾
	2022	2023	2024	2025	2026	Thereafter	
	(in millions of U.S. dollars)						
Non-current Debt							
Fixed rate	-	8	4	-	-	-	12
Variable rate	-	100	-	-	-	-	100
Current Debt							
Fixed rate	175	-	-	-	-	-	175
Variable rate	44	-	-	-	-	-	44
	219	107	4	-	-	-	331

At December 31, 2020	Expected maturity date						Total ⁽¹⁾
	2021	2022	2023	2024	2025	Thereafter	
	(in millions of U.S. dollars)						
Non-current Debt							
Fixed rate	-	29	8	4	-	-	41
Variable rate	-	75	200	-	-	-	275
Current Debt							
Fixed rate	197	-	-	-	-	-	197
Variable rate	107	-	-	-	-	-	107
	303	104	208	4	-	-	619

⁽¹⁾ As most borrowings are based on short-term fixed rates, or variable rates that approximate market rates, with interest rate resetting every 3 to 6 months, the fair value of the borrowings approximates its carrying amount and is not disclosed separately.

Our weighted average interest rates before tax (considering hedge accounting), amounted to 2.09% at December 31, 2021 and to 2.51% at December 31, 2020.

Our financial liabilities (other than trade payables and derivative financial instruments) consist mainly of bank loans. As of December 31, 2021, U.S. dollar denominated financial debt plus debt denominated in other currencies swapped to the U.S. dollar represented 78% of total financial debt.

For further information about our financial debt, please see note 20 “Borrowings” to our audited consolidated financial statements included in this annual report.

Interest Rate Risk

Fluctuations in market interest rates create a degree of risk by affecting the amount of our interest payments. At December 31, 2021, we had variable interest rate debt of \$144 million and fixed rate debt of \$187 million (\$175 million of the fixed rate debt is short-term).

Foreign Exchange Rate Risk

We manufacture and sell our products in a number of countries throughout the world and consequently we are exposed to foreign exchange rate risk. Since the Company's functional currency is the U.S. dollar, the purpose of our foreign currency hedging program is mainly to reduce the risk caused by changes in the exchange rates of other currencies against the U.S. dollar.

Most of our revenues are determined or influenced by the U.S. dollar. In addition, a relevant part of our costs corresponds to steelmaking raw materials and steel coils and plates, also determined or influenced by the U.S. dollar. However, outside the United States, a portion of our expenses is incurred in foreign currencies (e.g. labor costs). Therefore, when the U.S. dollar weakens in relation to the foreign currencies of the countries where we manufacture our products, the U.S. dollar-reported expenses increase. Had the U.S. dollar average exchange rate been weaker by 5% against the currencies of the countries where we have labor costs, operating income would have decreased approximately by \$46 million in 2021, compared to \$44 million in 2020.

Our consolidated exposure to currency fluctuations is reviewed on a periodic basis. A number of hedging transactions are performed in order to achieve an efficient coverage in the absence of operative or natural hedges. Almost all of these transactions are forward exchange rate contracts.

Because certain subsidiaries have functional currencies other than the U.S. dollar, the results of hedging activities as reported in the income statement under IFRS may not reflect entirely management's assessment of its foreign exchange risk hedging needs. Also, intercompany balances between our subsidiaries may generate exchange rate results to the extent that their functional currencies differ.

The value of our financial assets and liabilities is subject to changes arising out of the variation of foreign currency exchange rates. The following table provides a breakdown of our main financial assets and liabilities (including foreign exchange derivative contracts) that impact our profit and loss as of December 31, 2021.

All amounts in millions of U.S. dollars

Currency Exposure	Functional currency	Long / (Short) Position
Argentine Peso	U.S. dollar	(95)
Euro	U.S. dollar	12
Saudi Arabian Riyal	U.S. dollar	(78)

The main relevant exposures as of December 31, 2021 were to Argentine peso-denominated financial, trade, social and fiscal payables at our Argentine subsidiaries, for which the functional currency is the U.S. dollar, U.S. dollar denominated intercompany liabilities at certain subsidiaries for which functional currency is the Euro, and Saudi Arabian Riyal-denominated financial and trade payables. The Saudi Arabian Riyal is tied to the dollar.

Foreign Currency Derivative Contracts

The net fair value of our foreign currency derivative contracts amounted to a liability of \$13 thousand at December 31, 2021 and an asset of \$8.2 million at December 31, 2020. For further detail on our foreign currency derivative contracts, please see note 25 "Derivative financial instruments – Foreign exchange derivative contracts and hedge accounting" to our audited consolidated financial statements included in this annual report.

Accounting for Derivative Financial Instruments and Hedging Activities

Derivative financial instruments are classified as financial assets (or liabilities) at fair value through profit or loss. Their fair value is calculated using standard pricing techniques and, as a general rule, we recognize the full amount related to the change in its fair value under financial results in the current period.

We designate for hedge accounting certain derivatives and non-derivative financial liabilities to hedge risks associated with recognized assets, liabilities or highly probable forecast transactions. These instruments are classified as cash flow hedges. The effective portion of the fair value of such derivatives is accumulated in a reserve account in equity. Amounts accumulated in equity are then recognized in the income statement in the same period when the offsetting losses and gains on the hedged item are recorded. The gain or loss relating to the ineffective portion is recognized immediately in the income statement. The fair value of our derivative financial instruments (assets or liabilities) continues to be reflected on the consolidated statement of financial position.

At December 31, 2021, the effective portion of designated cash flow hedges, included in other reserves in shareholders' equity amounted to a credit of \$1.3 million.

Concentration of credit risk

There is no significant concentration of credit from customers. No single customer comprised more than 10% of our net sales in 2021 and in 2020.

Our credit policies related to sales of products and services are designed to identify customers with acceptable credit history, and to allow us to use credit insurance, letters of credit and other instruments designed to minimize credit risk whenever deemed necessary. We maintain allowances for potential credit losses.

Commodity Price Sensitivity

We use commodities and raw materials that are subject to price volatility caused by supply conditions, political and economic variables and other unpredictable factors. As a consequence, we are exposed to risk resulting from fluctuations in the prices of these commodities and raw materials. Although we fix the prices of such raw materials and commodities for short-term periods, typically not in excess of one year, in general we do not hedge this risk.

Trend Information

Principal Factors Affecting Oil and Gas Prices and Demand for Steel Pipes from the Global Oil and Gas Industry.

Sales to the oil and gas industry worldwide represent a high percentage of our total sales, and demand for steel pipes from the global oil and gas industry is a significant factor affecting the general level of volumes and prices for our products. Downward pressures on oil and gas prices usually result in lower oil and gas drilling activity and investment throughout the oil and gas industry with consequently lower demand for our steel pipe products and, in some circumstances, upward pressures can result in higher demand from our oil and gas customers.

Whereas oil prices are similar in most parts of the world because oil is a fully tradable commodity, gas prices are influenced by regional factors. In North America, where gas production is extensively developed and there is an extensive regional pipeline system, these factors include available gas storage capacity and seasonal weather patterns, particularly winter temperatures in the United States. Liquefied natural gas ("LNG") prices were traditionally established in relation to international oil prices, particularly in the largest LNG markets in Asia. However, as the market for LNG becomes more global and the United States becomes a relevant source of LNG, LNG prices are now being set increasingly in relation to gas prices prevailing at regional gas hubs.

International oil prices depend on diverse factors. On the supply side, major oil-and-gas-producing nations and companies have frequently collaborated to balance the supply (and thus the price) of oil in the international markets. A major vehicle for this collaboration has been OPEC, and more recently what has become known as OPEC+, which includes OPEC members, plus Russia and certain other countries. Many of our customers are state-owned companies in member countries of OPEC and OPEC+. Another factor that has affected the international price level of oil is the political and socioeconomic conditions of oil-producing countries, such as Libya, Nigeria and Venezuela and the persistence of geo-political and armed conflicts, such as the recent Ukraine-Russia armed conflict, and conflicts affecting the Middle East region, which is home to a substantial proportion of the world's known oil reserves. See "Principal Risks and Uncertainties – Risks Relating to Our Business and Industry – The Russia-Ukraine recent armed conflict may adversely affect our operations".

On the demand side, economic conditions and the level of oil inventories have traditionally played a role in oil prices and will continue to do so. Increasingly, however, the rate of substitution of oil and gas by alternative, cleaner fuel sources such as renewables, as well as policies adopted by governments and financing entities worldwide to accelerate the energy transition and by oil and gas companies to adapt their strategies to the energy transition, will also play a significant role in oil prices.

Another factor affecting oil and gas prices has been the ability of producers in the United States and Canada to rapidly increase production from their reserves of tight oil and shale gas in response to changes in market conditions. Production from U.S. tight oil reserves has grown in recent years to represent over 10% of global

liquids production, and production from shale gas plays has converted the United States into a net exporter of natural gas and a significant player in the LNG market.

Following three years of relatively stable oil prices of around \$100 per barrel, prices started to decline in the middle of 2014 as the rate of U.S. production increase began to exceed the increase in global demand and OPEC confirmed at its November 2014 meeting that it would not cut production to balance demand. As a consequence, prices reached levels below \$30 per barrel in January 2016. Prices then recovered to around \$80 per barrel during 2018 once OPEC and other producers agreed to cut production levels to accelerate the market rebalancing process. By this time, OPEC and other producers had lifted their production cuts and U.S. oil production was increasing at a rate greater than the increase in global demand. Oil prices declined 40% in the fourth quarter of 2018 before partially recovering in 2019. In 2020, the COVID-19 pandemic caused a sudden and precipitous drop in global oil demand and oil prices collapsed even entering negative territory at one point. Since then, prices have recovered above their pre-pandemic level with the recovery in demand and actions by OPEC member countries and other producers (principally Russia) to cut and then gradually increase production levels. In addition, energy and commodity prices have spiked upwards as result of the armed conflict involving Russia and Ukraine. Although it is hard to predict how energy and commodity prices will behave as the conflict unfolds, higher prices are likely. For more information on the impact of the recent armed conflict in Ukraine, see “Principal Risks and Uncertainties – Risks Relating to Our Business and Industry – The Russia-Ukraine recent armed conflict may adversely affect our operations”.

The 2014 collapse in oil prices, led oil and gas operators to substantially reduce their exploration and production investments. This, in turn, resulted in a severe contraction in demand and pressure on pricing for steel pipes used in oil and gas drilling and associated operations. During 2017, however, oil and gas operators in North America, who were very successful in reducing production costs and increasing drilling efficiencies in their shale plays, increased investments in response to more favorable market conditions, and U.S. operators continued to do so in 2018. However, from 2019, operators have reduced investment in the shales as they reacted to financial market pressures in order to achieve positive cash flow returns. With the collapse of oil prices in March 2020 and continuing pressure from financial markets to generate positive free cash flows, oil and gas operators around the world made further substantial reductions in their exploration and production investments, to a level around 40% of the average of the 2012-14 period. Although investments have been increasing again, global spending on exploration and production remains well below pre-pandemic levels.

Since the development of the prolific Marcellus shale gas play, North American gas prices have remained at low levels compared to previous decades and relative to other major gas-consuming regions and global LNG prices. For several years, production increases, primarily from productive shale gas deposits, have exceeded regional demand increases, reducing the need for imports, to the extent that, in 2017, the United States became a net exporter of natural gas. Low prices have encouraged investment in gas consuming industrial facilities and LNG export facilities as well as switching from coal to gas for electric power production, particularly with the adoption of new regulations which could force the retirement of older coal-based generating units. With continuing investments in LNG export facilities, the United States has become a major global LNG exporter, and, over the past year, has brought more new LNG capacity to the international market than any other producer.

LNG prices mainly reflect supply and demand conditions in Asia, the major LNG-consuming region, although demand has been increasing in regions like Europe, which imports LNG to supplement its traditional pipeline imports from Russia and other neighboring gas-producing regions, and South America, which imports LNG in its winter season and to supplement hydroelectric energy when rainfall is low. Prices show seasonal fluctuations, increasing in the North Asian winter period and declining in the summer months in accordance with demand patterns. As new capacity, particularly from Australia and the United States, entered the market, prices declined in 2019. With the pandemic, prices reached record lows below \$3 per million BTU. In 2021, however, spot LNG prices reached record highs far exceeding the oil price equivalent for its calorific value, as the combination of cold Asian and European winters, restrained supply to Europe from Russia, South American drought conditions and supply outages led to a spike in spot prices which exceeded \$35 per million BTU at the end of 2021, which dissipated in January 2022, but has since been affected by Russia-Ukraine armed conflict. US natural gas prices also increased during 2021 but only as high as \$6 per million BTU although, at \$4 per million BTU, they remain above their pre-pandemic levels.

Drilling activity in the United States and Canada, following several years of high activity, fell sharply through 2015 and the first half of 2016 before beginning a recovery which ended at the end of 2018. Drilling activity declined throughout 2019 in response to a fall in oil prices at the end of 2018 and financial market pressures to

produce positive cash flow returns. This decline turned into a collapse with the onset of the COVID-19 pandemic in 2020. Since then, there has been a steady recovery through 2021 but activity remains below the pre-pandemic level. Despite lower prices, production levels today are higher than before the 2014 collapse in oil prices but rig counts are much lower, reflecting the strong productivity gains made by the U.S. oil and gas drilling industry. In the rest of the world, drilling activity began to decline in the second half of 2014, continued to decline during 2015, 2016 and 2017 before a gradual recovery in the second half of 2018 and 2019. During 2021, drilling activity in Latin America recovered and a more gradual recovery in the rest of the world began.

Prior to the 2014 downturn in oil prices, a growing proportion of exploration and production spending by oil and gas companies had been directed at offshore, deep drilling and non-conventional drilling operations in which high-value tubular products, including special steel grades and premium connections, are usually specified. The success, however, of shale drilling operators, with their inherently short investment cycles, in adapting to lower oil and gas costs and increasing production, led to a slowdown in new developments of complex offshore projects with long investment lead times in a context of low and more volatile oil prices, consequently affecting the level of product differentiation. Nevertheless, cost-competitive offshore developments, like those in Brazil and Guyana, continue to be sanctioned and developed.

In addition, the increasing cost competitiveness and use of alternative renewable sources of energy will limit growth in demand for oil and gas and put downward pressure on oil and gas prices in the longer term. This trend will accelerate if carbon taxes or carbon pricing instruments resulting in high prices for carbon emissions, or other regulations aimed at reducing the use of fossil fuels, are implemented around the world. In response to the European Green Deal and the more recent UN Climate Change Conference (“COP26”) held in Glasgow in 2021, there has been a substantial increase in the number of commitments to reduce carbon emissions from governments and public companies, including those operating in the oil and gas industry, and increased calls on governments and financial entities to introduce regulations and policies to accelerate the energy transition away from fossil fuels to cleaner sources of energy. Major oil and gas companies have been adapting their strategies to address the energy transition and some are even setting out commitments to significantly reduce production as early as 2030. For more information on climate change regulations, see “Principal Risks and Uncertainties – Risks Relating to Our Business and Industry - Climate change legislation and increasing regulatory requirements aimed at transitioning to a lower-carbon economy could reduce demand for our products and services and result in unexpected capital expenditures and costs, and negatively affect our reputation.”

On the other hand, we expect that the energy transition will create new markets for the use of our products and services including in the transportation and storage of hydrogen and for carbon capture and sequestration systems. We constantly monitor the evolution of the strategies of our main customers and their scenarios for future energy demand, considering the global objectives for addressing climate change through the reduction of carbon emissions and national objectives to achieve carbon-neutrality. We also assess the market outlook for our products with reference to the different scenarios for oil and gas demand published by our customers, international agencies such as the IEA and expert energy market consultancies such as Rystad Energy, with particular reference to scenarios that are consistent with the goals of the Paris Agreement and those focused on technological change and the rate of adoption of new technologies. These assessments are used as fundamental input for evaluating our business strategy and how to address the risks and opportunities arising from climate change.

The tables below show the annual average number of active oil and gas drilling rigs, or rig count, in the United States, Canada, International (worldwide other than the United States and Canada and excluding Iran, Sudan, onshore China, Russia and Syria) and Worldwide, as published by Baker Hughes, for the years indicated and the percentage increase or decrease over the previous year. Baker Hughes, a leading oil service company, has published its rig counts on a monthly basis since 1975 as a general indicator of activity in the oil and gas sector.

Rig count

	2021	2020	2019
International (*)	755	825	1,098
Canada	132	89	134
United States	478	433	943
Worldwide	1,365	1,347	2,175

(*) International rig count excludes Iran, Sudan, onshore China, Russia and Syria (discontinued in February 2013).

Percentage increase (decrease) over the previous year

	2021	2020
International ^(*)	(9%)	(25%)
Canada	48%	(33%)
United States	10%	(54%)
Worldwide	1%	(38%)

^(*) International rig count excludes Iran, Sudan, onshore China, Russia and Syria (discontinued in February 2013).

Outstanding Legal Proceedings

Tenaris is from time to time subject to various claims, lawsuits and other legal proceedings, including customer, employee, tax and environmental-related claims, in which third parties are seeking payment for alleged damages, reimbursement for losses, or indemnity. Management with the assistance of legal counsel periodically reviews the status of each significant matter and assesses potential financial exposure.

Some of these claims, lawsuits and other legal proceedings involve highly complex issues, and often these issues are subject to substantial uncertainties and, therefore, the probability of loss and an estimation of damages are difficult to ascertain. Accordingly, with respect to a large portion of such claims, lawsuits and other legal proceedings, the Company is unable to make a reliable estimate of the expected financial effect that will result from ultimate resolution of the proceeding. In those cases, the Company has not accrued a provision for the potential outcome of these cases.

If a potential loss from a claim, lawsuit or other proceeding is considered probable and the amount can be reasonably estimated, a provision is recorded. Accruals for loss contingencies reflect a reasonable estimate of the losses to be incurred based on information available to management as of the date of preparation of the financial statements and take into consideration litigation and settlement strategies. In a limited number of ongoing cases, the company was able to make a reliable estimate of the expected loss or range of probable loss and, depending on the likelihood of occurrence, in some of such cases has accrued a provision for such loss but believes that publication of this information on a case-by-case basis would seriously prejudice the Company's position in the ongoing legal proceedings or in any related settlement discussions. Accordingly, in these cases, the Company has disclosed information with respect to the nature of the contingency but has not disclosed its estimate of the range of potential loss.

The Company believes that the aggregate provisions recorded for potential losses in its consolidated financial statements (see notes 23 "Non-current allowances and provisions" and 24 "Current allowances and provisions" to our audited consolidated financial statements included in this annual report) are adequate based upon currently available information. However, if management's estimates prove incorrect, current reserves could be inadequate and the company could incur a charge to earnings which could have a material adverse effect on its results of operations, financial condition, net worth and cash flows.

Material Legal Proceedings

Below is a summary description of Tenaris's material legal proceedings for the year ended December 31, 2021. In addition, Tenaris is subject to other legal proceedings, none of which is believed to be material.

CSN claims relating to the January 2012 acquisition of Usiminas shares

Confab, a Brazilian subsidiary of the Company, is one of the defendants in a lawsuit filed in Brazil by Companhia Siderúrgica Nacional ("CSN") and various entities affiliated with CSN against Confab and several Ternium subsidiaries that acquired a participation in Usiminas' control group in January 2012.

The CSN lawsuit alleges that, under applicable Brazilian laws and rules, the acquirers were required to launch a tag-along tender offer to all non-controlling holders of Usiminas' ordinary shares for a price per share equal to 80% of the price per share paid in such acquisition, or BRL28.8, and seeks an order to compel the acquirers to launch an offer at that price plus interest. If so ordered, the offer would need to be made to 182,609,851 ordinary shares of Usiminas not belonging to Usiminas' control group, and Confab would have a 17.9% share in that offer.

On September 23, 2013, the first instance court dismissed the CSN lawsuit, and on February 8, 2017, the court of appeals maintained the understanding of the first instance court. On March 6, 2017, CSN filed a motion for clarification against the decision of the Court of Appeals of São Paulo, which was rejected on July 19, 2017. On August 18, 2017, CSN filed an appeal to the Superior Court of Justice seeking the review and reversal of the decision issued by the Court of Appeals. On March 5, 2018, the court of appeals ruled that CSN's appeal did not meet the requirements for submission to the Superior Court of Justice and rejected the appeal. On May 8, 2018, CSN appealed against such ruling and on January 22, 2019, the court of appeals rejected it and ordered that the case be submitted to the Superior Court of Justice. On September 10, 2019, the Superior Court of Justice

declared CSN's appeal admissible. The Superior Court of Justice will review the case and then render a decision on the merits. The Superior Court of Justice is restricted to the analysis of alleged violations to federal laws and cannot assess matters of fact.

The Company continues to believe that all of CSN's claims and allegations are groundless and without merit, as confirmed by several opinions of Brazilian legal counsel, two decisions issued by the Brazilian securities regulator ("CVM") in February 2012 and December 2016, and the first and second instance court decisions referred to above.

Veracel cellulose accident litigation

On September 21, 2007, an accident occurred in the premises of Veracel Celulose S.A. ("Veracel") in connection with a rupture in one of the tanks used in an evaporation system manufactured by Confab. The Veracel accident allegedly resulted in material damages to Veracel. Itaú Seguros S.A. ("Itaú"), Veracel's insurer at the time of the Veracel accident and then replaced by Chubb Seguros Brasil S/A ("Chubb"), initiated a lawsuit against Confab seeking reimbursement of damages paid to Veracel in connection with the Veracel accident. Veracel initiated a second lawsuit against Confab seeking reimbursement of the amount paid as insurance deductible with respect to the Veracel accident and other amounts not covered by insurance. Itaú and Veracel claimed that the Veracel accident was caused by failures and defects attributable to the evaporation system manufactured by Confab. Confab believes that the Veracel accident was caused by the improper handling by Veracel's personnel of the equipment supplied by Confab in violation of Confab's instructions. The two lawsuits were consolidated and are considered by the 6th Civil Court of São Caetano do Sul. However, each lawsuit will be adjudicated separately.

On September 28, 2018, Confab and Chubb entered into a settlement agreement pursuant to which on October 9, 2018, Confab paid an amount of approximately \$3.5 million to Chubb, without assuming any liability for the accident or the claim.

On October 10, 2018, Confab was notified that the court had issued rulings for both lawsuits. Both decisions were unfavorable to Confab:

- With respect to Chubb's claim, the court subsequently homologated the above-mentioned settlement and, accordingly, the claim was finalized.
- With respect to Veracel's claim, Confab was ordered to pay the insurance deductible and other concepts not covered by insurance, currently estimated to amount to BRL82 million (approximately \$14.7 million) including interest, fees and expenses. Both parties filed motions for clarification against the court's decision, which were partially granted. Although the contract between Confab and Veracel expressly provided that Confab would not be liable for damages arising from lost profits, the court award would appear to include BRL70.3 million (approximately \$12.6 million) of damages arising therefrom. Confab has additional defense arguments in respect of a claim for lost profits. On December 18, 2018, Confab filed an appeal against the first instance court decision, and on April 30, 2019, Veracel filed its response to the appeal. At this stage the Company cannot predict the outcome of the claim or the amount or range of loss in case of an unfavorable outcome.

Ongoing investigation

The Company is aware that Brazilian, Italian and Swiss authorities have been investigating whether certain payments were made prior to 2014 from accounts of entities presumably associated with affiliates of the Company to accounts allegedly linked to individuals related to Petróleo Brasileiro S.A. ("Petrobras") and whether any such payments were intended to benefit the Company's Brazilian subsidiary Confab. Any such payments could violate certain applicable laws, including the U.S. FCPA.

The Company had previously reviewed certain of these matters in connection with an investigation by the Brazilian authorities related to "Operation Lava Jato," and did not uncover any information that corroborated allegations of involvement in these alleged payments by the Company or its subsidiaries. Furthermore, the Company became aware that a Petrobras internal investigation commission reviewed certain contracts with Confab and concluded that they had not found evidence that Petrobras had benefitted Confab or had misused applicable local content rules.

The Audit Committee of the Company's board of directors engaged external counsel in connection with the Company's review of these matters. In addition, the Company voluntarily notified the SEC and the U.S. Department of Justice ("DOJ") in October 2016.

In July 2019, the public prosecutors' office of Milan, Italy, completed a preliminary investigation into the alleged payments and included the Company's Chairman and Chief Executive Officer, two other board members, Gianfelice Rocca and Roberto Bonatti, and the Company's controlling shareholder, San Faustin, in the investigation. The Company is not a party to the proceedings. On March 22, 2022, upon completion of the evidentiary phase of the trial, the acting prosecutor requested the first-instance court in Milan in charge of the case to impose sanctions on our Chairman and Chief Executive Officer, on the other two board members, and on San Faustin. The Company's outside counsel in Italy has advised the Company that neither the case file nor the prosecutor's request contain or identify any evidence of involvement in, or knowledge of, the alleged wrongdoing by any of the three directors. The Company has also been advised that the defendants are scheduled to present their arguments before the court on April 19, 2022, that the court may issue its decision on April 26, 2022, and that the grounds for any such decision may not be immediately available. Any decision by the first-instance court may be appealed by either party before a higher court.

In June 2020, the Company learned that the Brazilian public prosecutors' office requested the indictment of several individuals, including three executives or former executives of Confab and a former agent of Confab, charging them with the alleged crimes of corruption in relation to contracts executed between 2007 and 2010, and money laundering in relation to payments between 2009 and 2013. The proceedings are underway. Neither the Company nor Confab is a party to the proceedings.

The Company continues to respond to requests from and otherwise cooperate with the appropriate authorities. The Company has engaged in discussions with the SEC and the DOJ towards a potential resolution of the investigation. There are no assurances that the discussions with the SEC or the DOJ will result in a final resolution of the investigation or, if a resolution is achieved, the timing, scope and terms of any such resolution. At this time, the Company cannot predict the outcome of these matters or estimate the range of potential loss or extent of risk, if any, to the Company's business that may result from the resolution of these matters.

Putative class actions

Following the Company's November 27, 2018, announcement that its Chairman and CEO Paolo Rocca had been included in an Argentine court investigation known as the Notebooks Case (a decision subsequently reversed by a higher court), two putative class action complaints were filed in the U.S. District Court for the Eastern District of New York. On April 29, 2019, the court consolidated the complaints into a single case, captioned "In re Tenaris S.A. Securities Litigation", and appointed lead plaintiffs and lead counsel. On July 19, 2019, the lead plaintiffs filed an amended complaint purportedly on behalf of purchasers of Tenaris securities during the putative class period of May 1, 2014, through December 5, 2018. The individual defendants named in the complaint are Tenaris's Chairman and CEO and Tenaris's former CFO. The complaint alleges that during the class period, the Company and the individual defendants inflated the Tenaris share price by failing to disclose that the nationalization proceeds received by Ternium (in which the Company held an 11.46% stake) when Sidor was expropriated by Venezuela were received or expedited as a result of allegedly improper payments made to Argentine officials. The complaint does not specify the damages that plaintiff is seeking. On October 9, 2020, the court granted in part and denied in part the defendants' motions to dismiss. The court partially granted and partially denied the motion to dismiss the claims against the Company and its Chairman and CEO. In addition, the court granted the motions to dismiss as to all claims against San Faustin, Techint, and Tenaris's former CFO. The case is now proceeding based on the claims that survived the motion to dismiss. Management believes the Company has meritorious defenses to these claims; however, at this stage Tenaris cannot predict the outcome of the claim or the amount or range of loss in case of an unfavorable outcome.

Administrative proceeding concerning Brazilian tax credits

Confab is a party to an administrative proceeding concerning the recognition and transfer of tax credits for an amount allegedly exceeding the amount that Confab would have been entitled to recognize and / or transfer. The proceeding resulted in the imposition of a fine against Confab representing approximately 75% of the allegedly undue credits, which was appealed by Confab. On January 21, 2019, Confab was notified of an administrative decision denying Confab's appeal, thereby upholding the tax determination and the fine against Confab. On January 28, 2019, Confab challenged such administrative decision and is currently awaiting a resolution. In case

of an unfavorable resolution, Confab may appeal before the courts. The estimated amount of this claim is BRL57.5 million (approximately \$10.3 million). At this stage, the Company cannot predict the outcome of this claim.

U.S. patent infringement litigation

Tenaris Coiled Tubes, LLC (“TCT”), a U.S. subsidiary of the Company, was sued in 2017 by its competitor Global Tubing, alleging defamatory conduct by TCT and seeking a declaration that certain Global Tubing products do not infringe patents held by TCT. TCT subsequently counterclaimed that certain Global Tubing products infringe patents held by TCT, Global Tubing has since sought to invalidate such patents. On December 13, 2019, Global Tubing filed an amended complaint (including the Company as defendant), alleging that TCT and the Company misled the patent office in order to monopolize the coiled tubing market for quench and tempered products. On March 26, 2021, a magistrate to the principal judge in the case found that Global Tubing had established a prima facie case that TCT had misled the patent office by failing to disclose a previous attempt to quench and temper coiled tubing. On April 9, 2021, TCT filed its objections to the magistrate’s ruling with the principal judge in the case. On August 25, 2021, the principal judge in the case affirmed the magistrate’s order and found possible evidence of intent to commit fraud on the patent office. Such determination is not final. TCT is considering several avenues to challenge this decision. TCT believes that it has meritorious defenses to this claim. Trial was expected to take place in May 2022 but is likely to be postponed. At this time, it is not possible to predict the outcome of this matter or estimate the range of potential losses that may result from the resolution of this claim.

Tax assessment from Italian tax authorities

The Company’s Italian subsidiary, Dalmine, received on December 27, 2019, a tax assessment from the Italian tax authorities related to fiscal year 2014 mainly referred to the compensation for certain intercompany transactions involving Dalmine in connection with sales of products and R&D activities. As of December 31, 2021, the claim amounted to approximately EUR26.5 million (approximately \$30 million), comprising EUR20.7 million (approximately \$23.5 million) in principal and EUR5.8 million (approximately \$6.5 million) in interest and penalties.

On June 14, 2021, Dalmine received the tax assessment related to fiscal year 2015 with respect to the same matters. The tax assessment confirms the preliminary determination included in the tax report issued by the tax authority in 2019. As of December 31, 2021, these additional claims amount to approximately EUR10.3 million (approximately \$11.7 million), comprising EUR8 million (approximately \$9 million) in principal and EUR2.3 million (approximately \$2.7 million) in interest and penalties.

The aggregate amount claimed for fiscal years 2014 and 2015 is approximately EUR36.8 million (approximately \$41.7 million) comprising EUR28.7 million (approximately \$32.5 million) in principal and EUR8.1 million (approximately \$9.2 million) in interest and penalties.

On July 27, 2020, Dalmine filed a first-instance appeal before the Milan tax court against the 2014 tax assessment. The hearing on this appeal, originally scheduled on June 21, 2021, has been postponed to May 9, 2022. Based on the advice of counsel, the Company believes that it is unlikely that the ultimate resolution of these matters will result in a material obligation.

Product liability litigation

The Company’s U.S. subsidiary, IPSCO, or its subsidiaries, are parties to product liability claims, which may result in damages for an aggregate amount estimated at approximately \$15.5 million, mainly related to a lawsuit alleging product liability and negligent misrepresentation in which the plaintiff alleges that defects in certain casing provided by IPSCO resulted in three well failures causing damages for an amount of approximately \$15 million. Although at this time the Company cannot predict the outcome of any of these matters, the Company believes that provisions have been recorded in an amount sufficient to cover potential exposure under these claims.

U.S. Antidumping Duty and Countervailing Duty Investigations

On October 27, 2021, the DOC announced the initiation of antidumping duty investigations of OCTG from Argentina, Mexico, and Russia and countervailing duty investigations of OCTG from Russia and South Korea. The investigations were initiated on the basis of a petition by U.S. Steel Tubular Products, Inc., a small number of other U.S. domestic welded OCTG producers, and a steelworkers' union. On November 22, 2021, the ITC made a preliminary determination of injury, allowing the investigations to proceed. The investigations are currently proceeding, with final determinations by DOC and the ITC likely to occur in the second half of 2022.

Tenaris, which imports OCTG from Argentina and Mexico to complement its significant and continuously growing production in the United States, believes that the petition, the DOC initiation and the preliminary determination of injury are unjustified and is vigorously challenging any claim that its imports are unfairly traded or are causing or threatening injury to the U.S. domestic OCTG industry.

At this time, the Company cannot predict the outcome of this matter or estimate the potential impact, if any, that the resolution of this matter may have on the Company's business.

Recent Developments

The Russia-Ukraine armed conflict and its impact on Tenaris's operations and financial condition

On February 24, 2022, Russia launched a military attack on Ukraine. In response, the United States, the European Union and the United Kingdom have imposed a wave of sanctions against certain Russian institutions, companies and citizens. The Russian Government has retaliated by banning airlines from its airspace and has ordered economic counter measures, including restrictions on residents transferring foreign currency abroad.

Russia is a major supplier of oil and gas in Europe and worldwide, and Russia and Ukraine are both major global suppliers of internationally traded steelmaking raw materials and semi-finished steel products. For example, prior to the conflict, Russia was producing between 10-12% of the world's oil, supplying as much as 40% of the EU's natural gas, while Russia and Ukraine combined were accounting for around 50% of internationally traded pig iron, around 30% of internationally traded semi-finished steel products, and a large proportion of internationally traded ferroalloys used in steelmaking.

As a result of the armed conflict and related sanctions, oil and gas prices have spiked upwards and foreign trade transactions involving Russian and Ukrainian counterparties have been severely affected. For example, oil prices rose to approximately \$130 per barrel and European gas prices rose above \$60 per million BTU in the immediate aftermath of the invasion, but have since fallen back to around \$120/bbl and \$30 per million BTU. Although it is hard to predict how energy and commodity prices will behave as the conflict unfolds, higher prices and even shortages of energy and raw materials used in our steelmaking operations (including natural gas and electric energy, particularly in Europe, steel scrap, pig iron, DRI, HBI, ferroalloys, steel bars, coils and plates) are likely if there is a severe disruption in energy supplies to Europe or in foreign trade transactions in steel making raw materials involving Russian and Ukrainian counterparties.

Our purchases of raw materials from Russia and Ukraine, used in our production process, mainly ferroalloys for our global operations and pig iron for our European operations, amounted to approximately \$34 million in 2021. We are seeking supplies from alternative sources in response to the interruption in supplies from Ukraine and the impact of sanctions on supplies from Russia and may be forced to pay higher prices to secure the raw materials we require for our steelmaking operations.

Our sales to Russian customers represented approximately 0.2% of our global sales in 2021. We have suspended sales to our Russian customers and purchases from Russian suppliers that would breach applicable sanctions. In addition, we have a representative office in Moscow, which currently employs 10 people. Tenaris is exploring alternatives with respect to potential relocation or closure of such office.

In light of the armed conflict involving Russia and Ukraine and the designation of Severstal's controlling shareholder as person subject to EU and UK sanctions, we are currently assessing the amount to be written off from our investment in the joint venture in Russia, which as of December 31, 2021 amounted to \$16.8 million.

Discontinuity of industrial equipment manufacturing in Brazil

On March 21, 2022, the Company announced its decision to reorganize the activities at its Confab Equipamentos industrial facility in Moreira César, Pindamonhangaba, São Paulo, Brazil. The Company's Brazilian subsidiaries will discontinue the manufacturing of industrial equipment and will focus their activities entirely on the production of welded products, sucker rods, coatings and accessories. The Company estimates that this decision will not have a material effect on its financial condition and results of operations.

Corporate Governance Statement

The Company's corporate governance practices are governed by Luxembourg Law (including among others, the Luxembourg Law of August 10, 1915 on commercial companies (the "Luxembourg Company Law"), the Luxembourg Law of January 11, 2008, on transparency requirements for issuers, as amended (which transposes EU Directive 2004/109 of the European Parliament and of the Council of December 15, 2004), the Luxembourg Law of August 1, 2019 (amending the Luxembourg Law of May 24, 2011) (the "Shareholders' Rights Law") on the exercise of certain rights of shareholders in general meetings of listed companies, which transposes EU Directive 2017/828 of the European Parliament and of the Council of May 17, 2017 (amending Directive 2007/36/EC) regarding the encouragement of long-term shareholder engagement in listed companies within the Member States of the European Union and the Luxembourg law of July 23, 2016, concerning the audit profession (the "Audit Reform Law")), and by the Company's articles of association. As a Luxembourg company listed on the NYSE, the Bolsa Mexicana de Valores, S.A. de C.V. (the Mexican Stock Exchange) and Borsa Italiana S.p.A. (the Italian Stock Exchange), the Company is required to comply with some, but not all, of the corporate governance standards of these exchanges. The Company, however, believes that its corporate governance practices meet, in all material respects, the corporate governance standards that are generally required for controlled companies by all of the exchanges on which the Company's securities trade.

For a summary of the significant ways in which the Company's corporate governance practices differ from the corporate governance standards required for controlled companies by the exchanges on which the Company's shares are traded, please visit our website at: <https://www.tenaris.com/en/corporate-governance-practices/>

The Company has adopted a general code of conduct incorporating guidelines and standards of integrity and transparency applicable to all directors, officers and employees. As far as the nature of each relation permits, all principles detailed in the code of conduct also apply to relations with our contractors, subcontractors, suppliers and associated persons. In addition, the Company has adopted a code of ethics for senior financial officers, which is intended to supplement the Company's code of conduct, and applies specifically to the principal executive officer, the principal financial officer, the principal accounting officer or controller, as well as persons performing similar functions.

Our code of conduct and our code of ethics for senior financial officers are posted on our website at: <https://www.tenaris.com/en/sustainability/governance-and-ethics/>

Shareholders' Meetings; Voting Rights; Election of Directors

Each share entitles the holder thereof to one vote at the Company's general shareholders' meetings. Shareholder action by written consent is not permitted, but proxy voting is permitted. Notices of general shareholders' meetings are governed by the provisions of Luxembourg law and the Company's articles of association. Pursuant to applicable Luxembourg law, the Company must give notice of the calling of any general shareholders' meeting at least 30 days prior to the date for which the meeting is being called, by publishing the relevant convening notice in the *Recueil Electronique des Sociétés et Associations* (Luxembourg's electronic official gazette) and in a leading newspaper having general circulation in Luxembourg and by issuing a press release informing of the calling of such meeting. In case the Company's shares are listed on a foreign regulated market, notices of general shareholders' meetings shall also comply with the requirements (including as to content and publicity) and follow the customary practices of such regulated market.

Pursuant to the Company's articles of association, for as long as the shares or other securities of the Company are listed on a regulated market within the European Union (as they currently are), and unless otherwise provided by applicable law, only shareholders holding shares as of midnight, central European time, on the day that is fourteen days prior to the day of any given general shareholders' meeting can attend and vote at such meeting. The board of directors may determine other conditions that must be satisfied by shareholders in order to participate in a general shareholders' meeting in person or by proxy, including with respect to deadlines for submitting supporting documentation to or for the Company.

No attendance quorum is required at ordinary general shareholders' meetings, and resolutions may be adopted by a simple majority of the votes validly cast, irrespective of the number of shares present or represented. Unless otherwise provided by applicable law, an extraordinary general shareholders' meeting may not validly deliberate on proposed amendments to the Company's articles of association unless a quorum of at least half of the share capital is represented at the meeting. If a quorum is not reached at the first extraordinary shareholders' meeting, a second extraordinary shareholders' meeting may be convened in accordance with the Company's articles of association and applicable law and such second extraordinary general shareholders' meeting shall

validly deliberate regardless of the number of shares represented. In both cases, the Luxembourg Company Law and the Company's articles of association require that any resolution of an extraordinary general shareholders' meeting as to amendments to the Company's articles of association be adopted by a two-thirds majority of the votes validly cast at the meeting. If a proposed resolution consists of changing the Company's nationality or of increasing the shareholders' commitments, the unanimous consent of all shareholders is required.

Cumulative voting is not permitted. The Company's articles of association do not provide for staggered terms and directors are elected for a maximum of one year but may be reappointed or removed at any time, with or without cause, by the general shareholders' meeting, by resolution passed by a simple majority vote of the shares validly cast at the meeting. In the case of a vacancy occurring in the board of directors, the remaining directors shall have the right to temporarily fill such vacancy with a temporary director appointed by resolution adopted with the affirmative vote of a majority of the remaining directors; provided that the next general shareholder's meeting shall be called upon to ratify such appointment. The term of any such temporary director elected to fill a vacancy shall expire at the end of the term of office of the replaced director.

The next Company's annual general shareholders' meeting, that will consider, among other matters our Consolidated Financial Statements and Annual Accounts included in this annual report, will take place in the Company's registered office in Luxembourg, on Tuesday, May 3, 2022, at 3:30 P.M., Central European Time.

The articles of association provide the annual general shareholder's meetings shall meet in Luxembourg within six months from the end of the previous financial year at the date, place and hour indicated in the convenience notice. The rights of the shareholders attending the meetings are governed by the Shareholders' Rights Law.

Holders of shares deposited in fungible securities accounts have the same rights and obligations as holders of shares recorded in the Company's share register. However, in order to be able to participate in and vote at shareholders' meetings of the Company, the former must submit, prior to the relevant meeting, reasonably satisfactory evidence to the Company as to the number of shares held on the applicable record date for such meeting. For as long as the shares or the other securities of the Company are listed on a regulated market within the European Union, participation in a shareholders' general meeting shall *inter alia* be subject to the relevant shareholder holding shares of the Company on the fourteenth day midnight Central European Time prior to the meeting (unless otherwise provided for by applicable law).

Holders of ADSs only have those rights that are expressly granted to them in the deposit agreement. See "Principal Risks and Uncertainties – Risk Factors – Risks Relating to shares and ADSs – Holders of ADSs may not be able to exercise, or may encounter difficulties in the exercise of, certain rights afforded to shareholders". ADS holders may not attend or directly exercise voting rights in shareholders' meetings, but holders of record of our ADSs as of the relevant ADS holders' record date set for any given general shareholders' meeting are entitled to instruct the Depositary as to the exercise of the voting rights in respect of the shares underlying such holder's ADSs at such meeting. Holders of ADSs maintaining non-certificated positions must follow voting instructions given by their broker or custodian bank.

The notice to the annual general shareholders meeting to be held on May 3, 2022, and the Shareholder Meeting Brochure and Proxy Statement for the meeting, describing the procedures voting at the meetings applicable to shareholders is available at the Company's website at <https://ir.tenaris.com/investor-relations> in accordance with applicable laws and regulations, and will be timely filed by the Company with the applicable authorities.

Access to Corporate Records

Luxembourg law and the Company's articles of association do not generally provide for shareholder access to corporate records. Shareholders may inspect the annual accounts and auditors' reports at our registered office during the fifteen-day period prior to a general shareholders' meeting.

Appraisal Rights

In the event the Company's shareholders approve:

- the delisting of the shares from all stock exchanges where the shares are listed at that time,
- a merger in which the Company is not the surviving entity (unless the shares or other equity securities of such entity are listed on the New York or London stock exchanges),
- a sale, lease, exchange or other disposition of all or substantially all of the Company's assets,

- an amendment of our articles of association that has the effect of materially changing the Company's corporate purpose,
- the relocation of the Company's domicile outside of the Grand Duchy of Luxembourg, or
- amendments to the Company's articles of association that restrict the rights of the Company's shareholders;

Dissenting or absent shareholders have the right to have their shares repurchased by the Company at (i) the average market value of the shares over the 90 calendar days preceding the applicable shareholders' meeting or (ii) in the event that the shares are not traded on a regulated market, the amount that results from applying the proportion of the Company's equity that the shares being sold represent over the Company's net worth as of the date of the applicable shareholders' meeting.

Dissenting or absent shareholders must present their claim within one month following the date of the shareholders' meeting and supply the Company with evidence of their shareholding at the time of such meeting. The Company must (to the extent permitted by applicable laws and regulations and in compliance therewith) repurchase its shares within six months following the date of the shareholders' meeting.

If delisting from one or more, but not all, of the stock exchanges where the shares are listed is approved in the shareholders' meeting, only dissenting or absent shareholders with shares held through participants in the local clearing system for that market or markets can exercise this appraisal right if:

- they held the shares as of the date of the announcement by the Company of its intention to delist or as of the date of publication of the first convening notice for the general shareholders' meeting that approved the delisting; *and*
- they present their claim within one month following the date of the general shareholders' meeting and supply evidence of their shareholding as of the date of the Company's announcement or the publication of the first convening notice to the meeting.

In the event a shareholder exercises its appraisal rights, applicable Luxembourg law provisions shall apply.

Distribution of Assets on Winding-Up

In the event of the Company's liquidation, dissolution or winding-up, the net assets remaining after allowing for the payment of all debts, charges and expenses will be paid out to the holders of the shares in proportion to their respective holdings.

Transferability and Form

The Company's articles of association do not contain any redemption or sinking fund provisions, nor do they impose any restrictions on the transfer of shares. The shares are issuable in registered form only.

The ownership of registered shares is evidenced by the inscription of the name of the shareholder, the number of shares held by such shareholder and the amount paid on each share in the Company's share register. In addition, the Company's shares may be held through fungible securities accounts with financial institutions or other professional depositaries.

Shares held through fungible securities accounts may be transferred in accordance with customary procedures for the transfer of securities in book-entry form. Shares that are not held through fungible securities accounts may be transferred by a written statement of transfer signed by both the transferor and the transferee or their respective duly appointed attorney-in-fact and recorded in the Company's share register. The transfer of shares may also be made in accordance with the provisions of Article 1690 of the Luxembourg Civil Code. As evidence of the transfer of registered shares, the Company may also accept any correspondence or other documents evidencing the agreement between transferor and transferee as to the transfer of registered shares.

Repurchase of Company shares

The Company may repurchase its own shares in the cases and subject to the conditions set by the Luxembourg Company Law and, in the case of acquisitions of shares or ADSs made through a stock exchange in which shares or ADSs are traded, with any applicable laws and regulations of such market.

Limitation on Securities Ownership

There are no limitations currently imposed by Luxembourg law or the articles of association on the rights of the Company's non-resident or foreign shareholders to hold or vote the Company's shares.

Board of Directors

Management of the Company is vested in a board of directors with the broadest power to act on behalf of the Company and accomplish or authorize all acts and transactions of management and disposal that are within its corporate purpose and not specifically reserved in the articles of association or by applicable law to the general shareholders' meeting. The Company's articles of association provide for a board of directors consisting of a minimum of three and a maximum of fifteen directors; however, for as long as the Company's shares are listed on at least one regulated market, the minimum number of directors must be five. The Company's current board of directors is composed of eleven directors.

The board of directors is required to meet as often as required by the interests of the Company and at least four times per year. Board of directors' meetings can be validly held by means of teleconference call, video conference or any other means genuinely allowing for the participation, interaction and intercommunication of the attending directors. Written decisions, signed by all the directors, are proper and valid as though they had been taken at a meeting of the board of directors duly convened and held. In 2021, the Company's board of directors met ten times and adopted one unanimous written resolution. A majority of the members of the board of directors in office present or represented at the board of directors' meeting constitutes a quorum, and resolutions may be adopted by the vote of a majority of the directors present or represented. In case of a tie, the chairman is entitled to cast the deciding vote.

Directors are elected at the annual ordinary general shareholders' meeting to serve one-year renewable terms, as determined by the general shareholders' meeting. The general shareholders' meeting also determines the number of directors that will constitute the board and their compensation. The general shareholders' meeting may dismiss all or any one member of the board of directors at any time, with or without cause, by resolution passed by a simple majority vote, irrespective of the number of shares represented at the meeting.

The Company's articles of association provide that the board of directors of the Company may within the limits of applicable law, (a) delegate to one or more persons, whether or not members of the board of directors, the powers necessary to carry out its decisions and to provide day-to-day management (except for approval of material transactions with related parties, which may not be delegated and shall be approved by the board of directors prior opinion of the audit committee), (b) confer to one or more persons, whether or not members of the board of directors the powers deemed to be appropriate for the general technical administrative and commercial management of the Company, (c) constitute an audit committee formed by directors, determining its function and authority, and (d) constitute any other committee, whose members may or may not be members of the board of directors and determine their functions and authority. On May 3, 2021, the board of directors appointed the Company's chief executive officer as *administrateur délégué* and delegated to him the power to manage the Company's affairs within the ordinary course of business, to the full extent permitted by Luxembourg law, to direct and supervise the business activities of the Company's subsidiaries and to represent the Company in relation to such matters.

On May 3, 2021, the Company's annual general shareholders' meeting re-appointed Mr. Simon Ayat, Mr. Roberto Bonatti, Mr. Carlos Condorelli, Mr. Germán Curá, Mr. Roberto Monti, Mr. Gianfelice Mario Rocca, Mr. Paolo Rocca, Mr. Jaime José Serra Puche, Mr. Yves Speeckaert, Ms. Mónica Tiuba and Mr. Guillermo Vogel, as members of its board of directors, each board member to serve until the next annual shareholders' meeting that will be convened to decide on the Company's 2021 annual accounts. The board of directors subsequently reappointed Paolo Rocca as chairman and chief executive officer and Guillermo Vogel and Germán Curá as vice-chairmen of the Company.

The following table sets forth the name of the Company's current directors, their respective positions on the board, their principal occupation, their years of service as board members and their age.

Name	Position	Principal Occupation	Years as Board Member	Age at December 31, 2021
Mr. Simon Ayat	Director	Director of Tenaris	2	67
Mr. Roberto Bonatti ⁽¹⁾	Director	Director of San Faustin	19	72
Mr. Carlos Condorelli	Director	Director of Tenaris and Ternium	15	70
Mr. Germán Curá	Director	Director and Vice Chairman of the Board of Tenaris	4	59
Mr. Roberto Monti	Director	Director of YPF S.A.	17	82
Mr. Gianfelice Mario Rocca ⁽¹⁾	Director	Chairman of the board of directors of San Faustin	19	73
Mr. Paolo Rocca ⁽¹⁾	Director	Chairman and Chief Executive Officer of Tenaris	20	69
Mr. Jaime José Serra Puche	Director	Chairman of S.A.I. Derecho & Economía	19	70
Mr. Yves Speeckaert	Director	Director of Tenaris	5	61
Ms. Mónica Tiuba	Director	Director of Tenaris and Chairperson of Tenaris Audit Committee	4	43
Mr. Guillermo Vogel	Director	Director and Vice Chairman of the Board of Tenaris	19	71

⁽¹⁾ Paolo Rocca and Gianfelice Mario Rocca are brothers, and Roberto Bonatti is Paolo and Gianfelice Mario Rocca's first cousin.

Simon Ayat. Mr. Ayat is a member of the Company's board of directors. He served as Schlumberger's executive vice president and chief financial officer from 2007 until early 2020 and as senior strategic advisor to the chief executive officer of Schlumberger until January 2022. Mr. Ayat has held several financial and operational positions in Schlumberger, where he commenced his career in 1982. He was based in Paris, Houston and Dallas, as well as in the Middle East and Far East regions, serving as group treasurer, controller, geomarket manager for Indonesia and drilling regional vice president for Asia Pacific. Mr. Ayat is also a member of the board of directors of Liberty Oilfield Services, a leading provider of hydraulic fracturing and wireline services to E&P companies in North America, and Eurasia Drilling Company, the largest provider of drilling services in Russia. He is a French and Lebanese citizen.

Roberto Bonatti. Mr. Bonatti is a member of the Company's board of directors. He is a grandson of Agostino Rocca, founder of the Techint Group, a group of companies controlled by San Faustin. Throughout his career in the Techint Group he has been involved specifically in the engineering and construction and corporate sectors. He was first employed by the Techint Group in 1976, as deputy resident engineer in Venezuela. In 1984, he became a director of San Faustin, and from 2001 until 2020 he has served as its president. He is also a member of the board of directors of Ternium. Mr. Bonatti is an Italian citizen.

Carlos Condorelli. Mr. Condorelli is a member of the Company's board of directors. He served as the Company's chief financial officer from October 2002 until September 2007. He is also a board member of Ternium. He has held several positions within Tenaris, including also the chief financial officer position in some of the principal Tenaris Group companies and member of the Company's audit committee between November 1, 2017 and May 2, 2018. He also served as president of the board of directors of Empresa Distribuidora La Plata S.A. ("Edelap"), an Argentine utilities company. Mr. Condorelli is an Argentine citizen.

Germán Curá. Mr. Curá is a member of the Company's board of directors and also holds the position of Vice Chairman of the Board. He served as president of our operations in North America until May 2, 2018, a position held since 2006. He was first employed by Siderca in 1988. Previously, he served as Siderca's exports director, Tamsa's exports director and commercial director, sales and marketing manager of our Middle East subsidiary, president of Algoma Tubes, president and chief executive officer of Maverick Tubulars and president and chief executive officer of Hydril, director of our Oilfield Services global business unit and Tenaris commercial director. He was also a member of the board of directors of API and currently serves as a member of the board of directors of the American Iron and Steel Institute ("AISI") and of Freyr S.A. He is a marine engineer from the Instituto Tecnológico de Buenos Aires and an MBA graduated from the Massachusetts Institute of Technology. Mr. Curá is an U.S. citizen.

Roberto Monti. Mr. Monti is a member of the Company's board of directors and of its audit committee. He is a member of the board of directors of YPF S.A. He has served as vice president of exploration and production of Repsol YPF and as chairman and chief executive officer of YPF. He was also the president of Dowell, a subsidiary of Schlumberger and the president of Schlumberger wire & testing division for East Hemisphere Latin America. Mr. Monti is an Argentine citizen.

Gianfelice Mario Rocca. Mr. Rocca is a member of the Company's board of directors. He is a grandson of Agostino Rocca. He is chairman of the board of directors of San Faustin, member of the board of directors of Ternium, president of the Humanitas Group and president of the board of directors of Tenova S.p.A. Moreover, in Italy, he is member of the board of Bocconi University and of the advisory board of Politecnico di Milano. At

international level, he is member of the Harvard Business School Advisory Board and member of the European Round Table of Industrialists (“ERT”). Mr. Rocca is an Italian citizen.

Paolo Rocca. Mr. Rocca is the chairman of the Company’s board of directors and our chief executive officer. He is a grandson of Agostino Rocca. He is also the chairman of the board of directors of Ternium and a director and president of San Faustin. He is a member of the executive committee of the World Steel Association. Mr. Rocca is an Italian citizen.

Jaime José Serra Puche. Mr. Serra Puche is a member of the Company’s board of directors and of its audit committee. He is the chairman of SAI Derecho & Economía, a Mexican consulting firm, and a member of the board of directors of the Mexico Fund, Grupo Vitro, and chairman of the board of BBVA Bancomer. Mr. Serra Puche served as Mexico’s Undersecretary of Revenue, Secretary of Trade and Industry, and Secretary of Finance. He led the negotiation and implementation of NAFTA. Mr. Serra Puche is a Mexican citizen.

Yves Speeckaert. Mr. Speeckaert is a member of the Company’s board of directors. He served as director of KPMG Consulting in London, United Kingdom and Sao Paulo, Brazil, where he led various high-profile engagements in the telecom, energy and agri-business industries. He was also director of structured finance of Banca Intesa-Sanpaolo (London). Since 2010 he is a Luxembourg-based independent director of regulated investment funds (mostly private equity, RE, and UCITS funds, as well as impact funds) and he is a member of the board of directors of several industrial holdings. He is also active in carbon offsetting and climate change mitigation strategies with funds, governments and corporations particularly as related to corporate environmental and social responsibility (“ESR”). He is a member of the Luxembourg Institute of Administrators (“ILA”). He holds an MBA from the University of California at Berkeley and a B.A. in Philosophy from the University of Louvain and is a contributing and active member of the Alumni association of UC Berkeley. Mr. Speeckaert is a Belgian citizen.

Mónica Tiuba. Ms. Tiuba is a member of Tenaris’s board of directors and chairperson of the audit committee. She is a Brazilian qualified lawyer and accountant with 20 years of professional experience in Brazil and Luxembourg. She started her career at Barbosa, Mussnich & Aragão law firm in Rio de Janeiro, Brazil, where she practiced corporate law, M&A and tax litigation. She worked in EY and PwC, in the Brazil and Luxembourg offices, advising multinational clients, private equity houses and family offices. She gained banking experience working as international senior wealth planner at Banque Edmond de Rothschild, in Luxembourg. She currently serves as member of the board of directors of Investing for Development SICAV, a Luxembourg social impact fund and of its Forest and Climate Change Fund and she is also a member of Freyr Battery’s board of directors and chairperson of the audit and risk committee. She holds a Master of Laws in International and Comparative Law at the Vrije Universiteit Brussel, a specialization in EU tax law from Leiden University and a Master of Laws in international taxation from Vienna University of Economics. Ms. Tiuba is a Brazilian and Luxembourgish citizen.

Guillermo Vogel. Mr. Vogel is a member of the Company’s board of directors and also holds the position of vice chairman of the board. He is the chairman of G Collado SAB de C.V. and Exportaciones IM Promoción S.A. de C.V., and served during three different periods as president of Cámara Nacional de la Industria del Hierro y el Acero (“CANACERO”), the Steel Chamber in Mexico, where he is currently a member of the Executive Commission. He also served as vice chairman of the board of the American Iron and Steel Institute (“AISI”). Mr. Vogel is also a member of the board of directors of each of Techint, S.A. de C.V., Alfa S.A.B. de C.V., Banco Santander (Mexico) S.A., the Universidad Panamericana – IPADE, Corporación Mexicana de Inversiones de Capital S.A., Innovare R&D S.A. de C.V and Club de Industriales, A.C. In addition, he is a member of The Trilateral Commission and member of the International Board of The Manhattan School of Music and chairman of the US-Mexico CEO Dialogue. Mr. Vogel is a Mexican citizen.

Board members Ayat, Monti, Serra Puche, Speeckaert and Tiuba qualify as independent directors under the U.S. Securities Exchange Act Rule 10A-3(b)(1) and the Company’s articles of association.

Directors’ Liability

Each director must act in the interest of the Company, and in accordance with applicable laws, regulations, and the Company’s articles of association. Directors are also bound by a general duty of care owed to the Company.

Under the Luxembourg law of August 10, 1915, on commercial companies, as amended (the “Luxembourg Company Law”), directors may be liable to the Company in accordance with general law for the execution of their mandate and for any misconduct in the management of the Company’s affairs. Directors are jointly and

severally liable towards either the Company or any third parties from damages resulting from the violation of the Luxembourg Company Law or the Company's articles of association. Directors shall be discharged from such liability in the case of a violation to which they were not a party provided no misconduct is attributable to them and such violation has been reported to the first general meeting of shareholders after they have acquired knowledge thereof.

Causes of action against directors for damages may be initiated by the Company upon a resolution of the general shareholders' meeting passed by a simple majority vote, irrespective of the number of shares represented at the meeting. Causes of action against directors who misappropriate corporate assets or commit a breach of trust may be brought by any shareholder for personal losses different from those of the Company.

An action may also be brought against the directors on behalf of the Company by shareholders who, at the general meeting which decided to discharge such directors or members, owned voting securities representing at least ten percent of the votes attaching to all such securities.

It is customary in Luxembourg that the shareholders expressly discharge the members of the board of directors from any liability arising out of or in connection with the exercise of their mandate when approving the annual accounts of the Company at the annual general shareholders meeting. However, any such discharge will not release the directors from liability for any damage caused by unrevealed acts of mismanagement or unrevealed breaches of the Luxembourg Company Law or the Company's articles of association, nor will it release directors from liability for any personal loss of the shareholders independent and separate from losses suffered by the Company due to a breach either revealed or unrevealed of the Luxembourg Company Law or the Company's articles of association.

Under Luxembourg law, unless the decision of the board of directors relates to ordinary business entered into under normal conditions, any director having a direct or indirect financial interest conflicting with that of the Company in a transaction which has to be considered by the board of directors, must advise the board thereof and cause a record of her/his statement to be included in the minutes of the meeting and may not take part in the deliberations. At the next following general meeting, before any other resolution is put to vote, a special report must be made on any transactions in which any of the directors may have had an interest conflicting with that of the Company.

Audit Committee

Pursuant to the Company's articles of association, as supplemented by the audit committee's charter, for as long as the Company's shares are listed on at least one regulated market, the Company must have an audit committee composed of at least three members, the majority of whom must qualify as independent directors, provided, however, that the composition and membership of the audit committee shall satisfy such requirements as are applicable to, and mandatory for, audit committees of issuers such as the Company under any law, rule or regulation applicable to the Company (including, without limitation, the applicable laws, rules and regulations of such regulated market or markets).

Under the Company's articles of association, an independent director is a director who:

- is not and has not been employed by us or our subsidiaries in an executive capacity for the preceding five years;
- is not a person that controls us, directly or indirectly, and is not a member of the board of directors of a company controlling us, directly or indirectly;
- does not have (and is not affiliated with a company or a firm that has) a significant business relationship with us, our subsidiaries or our controlling shareholder;
- is not and has not been affiliated with or employed by a present or former auditor of us, our subsidiaries or our controlling shareholder for the preceding five years; *and*
- is not a spouse, parent, sibling or relative up to the third degree of any of the above persons.

The audit committee of the Company's board of directors currently consists of three members: Mr. Roberto Monti, Mr. Jaime José Serra Puche and Ms. Mónica Tiuba, who were appointed to the audit committee by the Company's board of directors on May 3, 2021. As of the date of this annual report, all members of the audit

committee qualify as independent directors both for purposes of the U.S. Securities Exchange Act Rule 10A-3(b)(1), and under the Company's articles of association. The board of directors of the Company has determined that Ms. Tiuba qualifies as "audit committee financial expert" under applicable SEC rules and has competence in accounting or auditing matters, as required by applicable Luxembourg law. In addition, the membership of the audit committee as a whole has sufficient relevant knowledge of the business and financial experience to properly discharge its functions.

The audit committee operates under a charter amended and restated by the board of directors on October 8, 2021. The audit committee assists the board of directors in its oversight responsibilities relating to (i) the integrity of the Company's financial statements; (ii) the effectiveness of the Company's systems of internal control, risk management and internal audit over financial reporting; and (iii) the independence and performance of the Company's external auditors. The audit committee also performs other duties entrusted to it by the Company's board of directors or required to be performed by it under applicable laws and regulations.

In addition, the audit committee is required to review and, where applicable, approve material transactions between the Company or its subsidiaries and related parties, as provided in the Company's articles of association, or as may be required by any law, rule or regulation applicable to the Company, in order to determine whether their terms are consistent with the interests of the Company and all its shareholders and are consistent with market conditions or are otherwise fair to the Company and its subsidiaries. The Company has adopted a Related Party Transactions Policy and Procedure setting forth the revised, updated and consolidated guidelines and processes through which the Company identifies, approves and manages related party transactions, seeking to assure transparency and substantial and procedural fairness of such transactions, as well as compliance with the provisions in the Company's articles of association and the audit committee charter relating to transactions with related parties, Luxembourg and NYSE rules relating to the approval and disclosure of material related party transactions.

Under the Company's articles of association, as supplemented by the Related Party Transactions Policy and Procedure, a "related party" is any of the following persons: (i) any affiliate of the Company; (ii) any entity in which a controlling person owns a substantial interest or over which a controlling person can exercise significant influence; (iii) any unconsolidated entity in which the Company has significant influence; (iv) any entity or individual having significant influence over the Company, or a close family member of any such individual; (v) any individual or entity that is the beneficial owner of five percent (5%) or more of the shares of the Company, including through the ownership of any securities representing shares of the Company; (vi) any director or executive officer of any of the controlling persons, the Company or any of the subsidiaries, or a close family member of any such director or executive officer; (vii) any entity in which a substantial interest in the voting power is owned, directly or indirectly, by any person described in (iv), (v) or (vi) above or over which such a person is able to exercise significant influence; or (viii) any entity that has a member of key management in common with the Company or any of its subsidiaries (provided that key management personnel includes persons having authority and responsibility for planning, directing and controlling the activities of an entity, including directors and executive officers and close family members of any such individuals).

With respect to the materiality threshold for review and approval of related party transactions, the Company's articles of association, as supplemented by the audit committee's charter and the Related Party Transactions Policy and Procedure, provide that the following related party transactions, which are qualified as "Level 1" related party transactions, are subject to review by the audit committee, which shall make a recommendation to the board of directors as to either reject or approve the proposed related party transaction:

- any transaction between the Company or its subsidiaries with related parties (i) with an individual value equal to or greater than \$10 million, or its equivalent in other currencies, or (ii) with an individual value lower than \$10 million, or its equivalent in other currencies, when the aggregate sum reflected in the financial statements of the four fiscal quarters preceding the date of determination- of any series of transactions for such lower value that can be deemed to be parts of a unique or single transaction (but excluding any transactions that were reviewed and approved by Company's audit committee or board of directors, as applicable, or the independent members of the board of directors of any of its subsidiaries) exceeds 1.5% of the Company's consolidated net sales made in the fiscal year preceding the year on which the determination is made; *and*
- any corporate reorganization transaction (including a merger, spin-off or bulk transfer of a business) affecting the Company or any of its subsidiaries for the benefit of, or involving, a related party.

In addition, any related party transaction that does not qualify as a “Level 1” related party transaction, but which has an individual value equal to or higher than such value threshold as management may from time to time determine as material to the Company for disclosure purposes under “Related Party Transactions” of this annual report, qualifies as a “Level 2” related party transaction and must be reviewed by the audit committee for purposes of making a determination as to whether any conflicts of interest exist and whether the proposed related party transaction is consistent with the interests of the Company and all shareholders, in order to either reject or approve the proposed transaction. Any related party transaction that is less than such value qualifies as a “Level 3” related party transaction and is reviewed by the Company’s related-party transaction unit, the area within the Company responsible for centralizing and compiling the information relating to all related party transactions and performing the review, assessment and other procedures contemplated in the Related Party Transactions Policy and Procedure.

The audit committee has the power (to the maximum extent permitted by applicable laws) to request that the Company or relevant subsidiary promptly provide all information necessary for the audit committee to assess the material transactions with related parties that it is required to review. In no event may any proposed related party transaction be entered into or otherwise be given effect unless it has been reviewed and approved in accordance with the Related Party Policy and Procedure. Any executed transaction that has not been duly reviewed and approved must be promptly submitted for review in accordance with applicable procedures and, if determined appropriate, must be ratified; if the transaction is not ratified, it must be modified to make it acceptable for ratification or it must otherwise be immediately discontinued or rescinded.

The audit committee has the authority to conduct any investigation appropriate to the fulfillment of its responsibilities and has direct access to the Company’s external auditors as well as anyone in the Company and, subject to applicable laws and regulations, its subsidiaries. In addition, the audit committee may engage, at the Company’s expense, independent counsel and other internal or external advisors to review, investigate or otherwise advise on, any matter as the committee may determine to be necessary to carry out its purposes and responsibilities.

In addition, the Company has established at management-level a critical risk committee (“CRC”) that assists the Company’s board of directors, the audit committee and the chief executive officer in connection with the monitoring, assessment and review of risks to which Tenaris is exposed and in the oversight of the risk management framework and processes, with a focus on critical risks (including cybersecurity, environmental, health and safety, product liability, intellectual property, financial reporting and regulatory risks), the development of mitigating actions, and the monitoring of action plans. The critical risk committee periodically reports to the board of directors, the audit committee and the chief executive officer on its activities.

More recently, the CRC has focused its attention on preventive measures and mitigating actions in response to the COVID-19 outbreak and the global economic crisis and potential cyberattacks. In addition, the CRC has also worked on climate change related risks. For more information on climate change, its impact on the Company and the Company’s response, see “Principal Risks and Uncertainties – Risks Relating to Our Business and Industry – Climate change legislation and increasing regulatory requirements aimed at transitioning to a lower-carbon economy could reduce demand for our products and services and result in unexpected capital expenditures and costs, and negatively affect our reputation” and “Principal Risks and Uncertainties – Risks Relating to Our Business and Industry – The physical risks resulting from climate change, including extreme weather conditions and shifts in weather patterns, have in the past and may in the future adversely affect our operations and financial results;” and “Operating and Financial Review and Prospects – Overview – Climate Change”.

Senior Management

Our current senior management as of the date of this annual report consists of:

Name	Position	Age at December 31, 2021
Mr. Paolo Rocca	Chairman and Chief Executive Officer	69
Ms. Alicia Mónico	Chief Financial Officer	63
Mr. Antonio Caprera	Chief Industrial Officer	61
Mr. Gabriel Casanova	Chief Supply Chain Officer	63
Mr. Alejandro Lammertyn	Chief Digital and Information Officer	56
Ms. Paola Mazzoleni ⁽¹⁾	Chief Human Resources Officer	45
Mr. Marcelo Ramos	Chief Technology Officer	58
Mr. Vicente Manjarrez	President, Andean	43
Mr. Luca Zanotti	President, United States	54
Mr. Sergio de la Maza	President, Mexico	65
Mr. Ricardo Prosperi	President, Canada	59
Mr. Renato Catallini	President, Brazil	55
Mr. Javier Martínez Alvarez	President, Southern Cone	55
Mr. Gabriel Podskubka	President, Eastern Hemisphere	48
Mr. Michele Della Briotta	President, Europe	49

⁽¹⁾ As of January 1, 2022, Paola Mazzoleni was replaced by Luis Scartascini as the new Chief Human Resources Officer

Paolo Rocca. Mr. Rocca is the Chairman of the Company's board of directors and our chief executive officer. He is a grandson of Agostino Rocca. He is also the chairman of the board of directors of Ternium and a director and President of San Faustin. He is a member of the executive committee of the World Steel Association. Mr. Rocca is an Italian citizen.

Alicia Mónico. Ms. Mónico currently serves as our chief financial officer, a position she assumed in August 2019. Ms. Mónico joined the Techint Group in 1984 and has more than 35 years of experience in accounting and reporting, audit and finance. From 2010 to 2016, she served as Chief Audit Executive of Tenaris. Previously and from 2016 to 2019, she served as financial officer in several companies in the Techint Group. Ms. Mónico is an Argentine and Italian citizen.

Antonio Caprera. Mr. Caprera currently serves as our Chief Industrial Officer, a position he assumed in April 2017. He joined the company in 1990. From 2000 to 2006 he served as quality director at Dalmine in Italy, where he later assumed responsibilities as production director until 2012. From that year and until 2015 he served as production director at Siderca in Argentina, after which he assumed responsibilities as global industrial coordinator based in Mexico until March 2017. Mr. Caprera is an Italian citizen.

Gabriel Casanova. Mr. Casanova currently serves as our Chief Supply Chain Officer, with responsibility for the execution of all contractual deliveries to customers. After graduating as a marine and mechanical engineer, he joined Siderca's export department in 1987. In 1995 he became Siderca's Chief Representative in China and from 1997 to 2009 he held several positions in the commercial area in Dalmine. In 2009 he became the head of our supply chain network and in October 2012 he assumed his current position. Mr. Casanova is an Argentine citizen.

Alejandro Lammertyn. Mr. Lammertyn currently serves as our Chief Digital and Information Officer, a position he assumed in 2020. Mr. Lammertyn began his career with Tenaris in 1990. Previously, he served as assistant to the chief executive officer for marketing, organization and mill allocation, supply chain director, commercial director, Eastern Hemisphere area manager and strategic planning director. Mr. Lammertyn is an Argentine citizen.

Marcelo Ramos. Mr. Ramos currently serves as our Chief Technology Officer, with responsibility over technology and quality. Previously he served as corporate quality director and managing director of NKK Tubes. He joined the Techint Group in 1987 and has held various positions within Tenaris. He assumed his current position in April 2010, when the quality and technology departments were combined. Mr. Ramos is an Argentine citizen.

Vicente Manjarrez. Mr. Manjarrez is currently president of our operations in the Andean Region, Central America and the Caribbean, based in Colombia. He began his career at our Tamsa mill in Veracruz, Mexico in 2003 as part of the maintenance team and eventually adopted a leading role in the expansion of the plant in 2009 as manager of the new rolling mill. In 2015 he moved to Romania to lead the technical sales team before returning to Colombia to take on the role of senior commercial director in 2017. Mr. Manjarrez is a Mexican citizen.

Luca Zanotti. Mr. Zanotti currently serves as president of our operations in the United States. In 2002, he joined Exiros, the procurement company for the Techint Group, as planning and administration director. He was later promoted to raw materials director and in July 2007 became managing director of Exiros, a position he held until 2010. He served as regional manager Europe, and managing director of Dalmine from 2011 to 2015, when he assumed his current position. Before joining the Techint Group, he was a senior manager at A.T. Kearney in Milan, where he worked from 1998 to 2002, and prior to that he held various business development positions in the Far East for Lovato Electric. Mr. Zanotti is an Italian citizen.

Sergio de la Maza. Mr. de la Maza currently serves as our president, Mexico and also serves as managing director and executive vice-president of Tamsa. He first joined Tamsa in 1980. From 1983 to 1988, Mr. de la Maza worked in several positions in Tamsa. He then became manager of Tamsa's new pipe factory and later served as manufacturing manager and quality director of Tamsa. Subsequently, he was named manufacturing director of Siderca. He assumed his current position in 2003. Mr. de la Maza is a Mexican citizen.

Ricardo Prosperi. Mr. Prosperi currently serves as president of our operations in Canada. He joined the Techint Group in 1985, working in the Siderar planning department. From 1985 to 1998, Mr. Prosperi held several positions in Siderar before becoming the exports general manager of Sidor. He later went on to be the commercial director in Siderar. After a period as president of Ternium Sidor in Venezuela and then International Area Manager for Ternium, he joined Tenaris in 2010, where he has served as president of our operations in the Andean Region, Central America and the Caribbean, based in Colombia. Mr. Prosperi is an Argentine citizen.

Renato Cattalini. Mr. Cattalini currently serves as president of our operations in Brazil, a position that he assumed in October 2012, after having served as our supply chain director since August 2007. He joined Tenaris in 2001 in the supply management area, as a general manager of Exiros Argentina. In July 2002, he was appointed operations director and subsequently, in January 2005, became managing director of Exiros. Before joining Tenaris, he worked for ten years in the energy sector, working for TGN, Nova Gas International, TransCanada Pipelines and TotalFinaElf, among others. Mr. Cattalini is an Argentine and Italian citizen.

Javier Martínez Álvarez. Mr. Martínez Álvarez currently serves as president of our operations in the Southern Cone, a position he assumed in June 2010, having previously served as our Andean area manager. He began his career in the Techint Group in 1990, holding several positions including planning manager of Siderar and commercial director of Ternium-Sidor. In 2006, he joined Tenaris as our Venezuela area manager. Mr. Martínez Álvarez is an Argentine citizen.

Gabriel Podskubka. Mr. Podskubka currently serves as president of our operations in the Eastern Hemisphere, based in Dubai. He assumed his current position in April 2013 after serving as the head of our operations in Eastern Europe for four years. After graduating as an industrial engineer Mr. Podskubka joined the Techint Group in 1995 in the marketing department of Siderca. He held various positions in the marketing, commercial, and industrial areas until he was appointed as oil & gas sales director in the United States in 2006. Mr. Podskubka is an Argentine citizen.

Michele Della Briotta. Mr. Della Briotta currently serves as president of our operations in Europe, a position he assumed in July 2016. He first joined Tenaris in 1997 and has worked in areas such as industrial planning, operations, supply chain and commercial in Italy, Mexico, Argentina and the United States. Most recently he served as Tenaris's area manager for Romania. Mr. Della Briotta is an Italian citizen.

Luis Scartascini. Mr. Scartascini currently serves as our Chief Human Resources Officer, a position he assumed on January 1, 2022. After receiving a degree in industrial engineering, he started his career in Siderca in 1997 and then moved to Houston in 2003 to be part of the company's commercial office in the United States. In 2005 he moved back to Argentina to serve as the director of the Global Trainee program before heading to Dubai in 2010 to lead the Middle Eastern Business Unit and later support the acquisition of Saudi Steel Pipes. He returned to the United States in 2018 as commercial vice president and played a leading role in the commercial integration of IPSCO. Mr. Scartascini is an Argentine and Italian citizen.

Directors and senior management compensation

The compensation payable to the members of the Company's board of directors for the performance of their services to the Company is determined at the annual ordinary general shareholders' meeting. The general meeting of shareholders held on May 3, 2021, approved the compensation paid to directors for the performance of their duties during the fiscal year 2021 and resolved that (i) each director receive a fixed compensation for an amount of \$115,000; (ii) each director who is also a member of the Company's audit committee receives an additional fee of \$55,000; and (iii) the chairperson of the Company's audit committee receives an additional fee of \$10,000. No variable compensation has been paid or shall be payable to directors for services rendered during the year 2021 and no long-term incentive or pension plan is available to directors.

The compensation paid to the Company's managing director or chief executive officer is determined by the board of directors. The cash compensation paid or payable to the chief executive officer for the performance of his duties during the year 2021 amounts to \$8.5 million, of which \$3 million corresponds to fixed compensation and \$5.5 million corresponds to variable compensation. No long-term incentive or pension plan is awarded to the chief executive officer.

The aggregate cash compensation paid to all directors and senior managers of the Company for the year 2021 amounted to \$37.7 million. This amount includes cash benefits paid to certain senior managers in connection with pre-existing retirement plans. In addition, directors and senior managers received for the year 2021, 382 thousand units for a total amount of \$3.9 million in connection with the employee retention and long-term incentive program described in note II.P.3 "Accounting Policies - Employee benefits - Other long term benefits" to our audited consolidated financial statements included in this annual report.

The Luxembourg Rights Law requires EU listed companies to adopt a Compensation Policy setting forth the principles and guidelines for purposes of determining the compensation payable to the members of the Company's board of directors and the managing director or chief executive officer and annual Compensation Reports describing the annual compensation paid to directors and the chief executive officer for the performance of their duties.

The Company's board of directors approved, at its meeting held on April 29, 2020, the Compensation Policy of the Company, which was submitted to an advisory non-binding vote at the shareholders meeting held on June 2, 2020, and approved by majority vote. The Compensation Policy is available on the Company's website and will be submitted to the non-binding vote of the shareholders every four years, to the extent required by Luxembourg law, or in the event of a material amendment thereto.

In addition, on March 30, 2022, the Company's board of directors approved the 2021 Compensation Report, which is available on the Company's website and will be submitted to the non-binding vote of the shareholders at the next general meeting of shareholders scheduled to be held on May 3, 2022.

Auditors

The Company's articles of association require the appointment of an independent audit firm in accordance with applicable law. The primary responsibility of the auditor is to audit the Company's annual accounts and consolidated financial statements and to submit a report on the accounts to shareholders at the annual shareholders' meeting. In accordance with applicable law, auditors are chosen from among the members of the Luxembourg Institute of Independent Auditors (*Institut des réviseurs d'entreprises*).

Auditors are appointed by the general shareholders' meeting upon recommendation from the Company's audit committee through a resolution passed by a simple majority vote, irrespective of the number of shares represented at the meeting, to serve one-year renewable terms. Auditors may be dismissed for reasonable cause by the general shareholders' meeting at any time. Luxembourg law does not allow directors to serve concurrently as external auditors. As part of their duties, auditors report directly to the audit committee.

Pursuant to its charter, the Company's audit committee is responsible for, among other things, the oversight of the independence and performance of the Company's external auditors. The audit committee is also responsible to consider and make recommendations to the board of directors, to be put to shareholders for approval at the annual general meeting of shareholders, regarding the appointment, re-appointment or removal of the Company's external auditors. In addition, the audit committee is responsible to review the appropriateness and provision of permitted non-audit fees and to review and approve any fees (whether for audit, audit-related and non-audit services) payable to the Company's external auditors. On a yearly basis, in the performance of its

functions, the audit committee considers the appointment of the Company's external auditors and reviews, together with management and the external auditor, the audit plan, audit related services and other non-audit services. The audit committee requests the board of directors to submit the audit committee's recommendation for the appointment of the Company's external auditor for each fiscal year and the payment of applicable fees, for final approval by the general shareholders' meeting. The general shareholders' meeting regularly approves such audit fees and authorizes the audit committee to approve any increase or reallocation of audit fees as may be necessary, appropriate or desirable under the circumstances. No services outside the scope of the audit committee's approval can be undertaken by the external auditor.

The shareholders' meeting held on May 3, 2021, re-appointed PwC Luxembourg as the Company's independent approved statutory auditor for the fiscal year ended December 31, 2021. At the next annual general shareholders' meeting scheduled to be held on May 3, 2022, it will be proposed that PwC Luxembourg be re-appointed as the Company's independent approved statutory auditors for the fiscal year ending December 31, 2022.

Fees Paid to the Company's External Auditor

In 2021 and 2020, PwC Luxembourg served as the principal external auditor for the Company. Fees accrued to PwC Luxembourg and other PwC member firms for the years ended December 31, 2021 and December 31, 2020 are detailed below.

<i>Thousands of U.S. dollars</i>	For the year ended December 31,	
	2021	2020
Audit Fees	3,804	3,781
Audit-Related Fees	220	134
Tax Fees	-	102
All Other Fees	5	-
Total	4,029	4,017

Audit Fees

Audit fees are paid for professional services rendered by the external auditors for the audit of the consolidated financial statements and internal control over financial reporting of the Company, the statutory financial statements of the Company and its subsidiaries, and any other audit services required in connection with the Company's filings with the SEC or other regulatory filings.

Audit-Related Fees

Audit-related fees are typically referred to services that are reasonably related to the performance of the audit or review of the consolidated financial statements of the Company, or the statutory financial statements of the Company and its subsidiaries and are not reported under the audit fee item above. This item includes fees for attestation services on financial information of the Company and its subsidiaries included in annual reports filed with the applicable regulators.

Tax Fees

Fees paid for tax compliance and tax advice professional services.

All Other Fees

Fees paid for the support in the development of training courses to Tenaris employees.

Audit Committee's Pre-approval Policies and Procedures

The Company's audit committee is responsible for, among other things, the oversight of the Company's external auditors. The audit committee has adopted in its charter a policy of pre-approval of audit and permissible non-audit services provided by its external auditors.

Under the policy, the audit committee makes its recommendations to the shareholders' meeting concerning the continuing appointment or termination of the Company's external auditors. On a yearly basis, the audit committee reviews together with management and the external auditor, the audit plan, audit related services and

other non-audit services and approves, *ad-referendum* of the general shareholders' meeting, the related fees. Any changes to the approved fees must be reviewed and approved by the audit committee. The general shareholders' meeting normally approves such audit fees and authorizes the audit committee to approve any increase or reallocation of such audit fees as may be necessary, appropriate or desirable under the circumstances. No services outside the scope of the audit committee's approval can be undertaken by the external auditor.

Share Ownership

To our knowledge, the total number of shares (in the form of ordinary shares or ADSs) beneficially owned by our directors and senior management as of the date of this annual report was 921,603, which represents 0.08% of our outstanding shares.

The following table provides information regarding share ownership by our directors and senior management:

Director or Officer	Number of Shares Held
Guillermo Vogel	850,446
Carlos Condorelli	67,211
Gabriel Podskubka	3,946
Total	921,603

Major Shareholders

The following table shows the beneficial ownership of our securities (in the form of shares or ADSs) by (1) the Company's major shareholders (persons or entities that have notified the Company of holdings in excess of 5% of the Company's share capital), non-affiliated public shareholders, and (2) the Company's directors and senior management as a group. The information below is based on the most recent information provided to the Company.

Identity of Person or Group	Number	Percent
San Faustin ⁽¹⁾	713,605,187	60.45%
Directors and senior management as a group	921,603	0.08%
Public	466,010,040	39.47%
Total	1,180,536,830	100.00%

(1) San Faustin owns all of its shares in the Company through its wholly-owned subsidiary Techint Holdings S.à r.l. The private foundation located in the Netherlands RP STAK holds voting rights in San Faustin sufficient to control San Faustin. No person or group of persons controls RP STAK.

The voting rights of the Company's major shareholders do not differ from the voting rights of other shareholders. None of its outstanding shares have any special control rights. There are no restrictions on voting rights, nor are there, to the Company's knowledge, any agreements among shareholders of the Company that might result in restrictions on the transfer of securities or the exercise of voting rights.

The Company does not know of any significant agreements or other arrangements to which the Company is a party and which take effect, alter or terminate in the event of a change of control of the Company. The Company does not know of any arrangements, the operation of which may at a later date result in a change of control of the Company.

Information required under the Luxembourg Law on takeovers of May 19, 2006

The Company is a *société anonyme* organized under the laws of the Grand Duchy of Luxembourg, registered under the number B85 203 in the Luxembourg *Régistre de Commerce et des Sociétés*. Its object and purpose, as set forth in Article 2 of its articles of association, is the taking of interests, in any form, in corporations or other business entities, and the administration, management, control and development thereof.

The Company's authorized share capital is fixed by the Company's articles of association as amended from time to time with the approval of shareholders at an extraordinary general shareholder's meeting. The Company has an

authorized share capital of a single class of 2,500,000,000 shares with a par value of \$1.00 per share. There were 1,180,536,830 shares issued as of the date of this annual report. All issued shares are fully paid.

The Company's articles of association authorize the board of directors, or any delegate(s) duly appointed by the board of directors, to issue shares within the limits of the authorized share capital against contributions in cash, contributions in kind or by way of available reserves, at such time and on such terms and conditions, including the issue price, as the board of directors, or its delegate(s), may in its or in their discretion resolve.

The Company's extraordinary shareholders' meeting held on June 2, 2020 approved the renewal for an additional five-year period of the authorization granted to the board of directors to waive, suppress or limit any preemptive subscription rights of shareholders provided for by law to the extent it deems such waiver, suppression or limitation advisable for any issue or issues of shares within the authorized share capital; and have waived any preemptive subscription rights provided for by law and related procedures. The validity period of such authorization will expire on June 12, 2025. However, under the Company's articles of association, the Company's existing shareholders shall have a preferential right to subscribe for any new shares issued pursuant to the authorization granted to its board of directors, except in the following cases (in which cases no preemptive subscription rights shall apply):

- any issuance of shares (including, without limitation, the direct issuance of shares or upon the exercise of options, rights convertible into shares, or similar instruments convertible or exchangeable into shares) against a contribution other than in cash; *and*
- any issuance of shares (including by way of free shares or at discount), up to an amount of 1.5% of the issued share capital of the Company, to directors, officers, agents or employees of the Company, its direct or indirect subsidiaries, or its affiliates, including, without limitation, the direct issuance of shares or upon the exercise of options, rights convertible into shares, or similar instruments convertible or exchangeable into shares, issued for the purpose of compensation or incentive for any such persons or in relation thereto (which the board of directors shall be authorized to issue upon such terms and conditions as it deems fit).

The Company's articles of association do not contain any redemption or sinking fund provisions, nor do they impose any restrictions on the transfer of the Company's shares. The shares are issued in registered form only.

Amendments to the Company's articles of association requires the approval of shareholders at an extraordinary shareholders' meeting with a two-thirds majority vote of the shares represented at the meeting.

The Company is controlled by San Faustin, which owns 60.45% of the Company's outstanding shares, through its wholly owned subsidiary Techint Holdings S.à r.l. The Dutch private foundation (Stichting) RP STAK holds voting rights in San Faustin sufficient to control San Faustin. No person or group of persons controls RP STAK.

Our directors and senior management as a group own 0.08% of the Company's outstanding shares, while the remaining 39.47% are publicly traded. The Company's shares trade on the Italian Stock Exchange and the Mexican Stock Exchange; in addition, the Company's ADSs trade on the NYSE. See "Corporate Governance – Major Shareholders".

None of the Company's outstanding securities has any special control rights. The Company's articles of association do not contain any provision that would have the effect of delaying, deferring or preventing a change in control of the Company and that would operate only with respect to a merger, acquisition or corporate restructuring involving the Company or any of its subsidiaries. In addition, the Company does not know of any significant agreements or other arrangements to which the Company is a party and which take effect, alter or terminate in the event of a change of control of the Company. There are no agreements between the Company and members of its board of directors or employees providing for compensation if they resign or are made redundant without reason, or if their employment ceases following a change in control of the Company.

Management is vested in a board of directors. Directors are elected at the annual ordinary shareholders' meeting to serve one-year renewable terms. See "Corporate Governance – Board of Directors".

Related Party Transactions

Tenaris is a party to several related party transactions as described in note 30 “Related party transactions” to our Consolidated Financial Statements included in this annual report. Material related party transactions are subject to the review of the audit committee of the Company’s board of directors and the requirements of Luxembourg law. For further details on the approval process for related party transactions, see “Corporate Governance – Audit Committee”.

Purchases of Steel Products and Raw Materials

In the ordinary course of business, we purchase round steel bars, flat steel products and other raw materials from Ternium or its subsidiaries. These purchases are made on similar terms and conditions as sales made by Ternium to unrelated third parties. These transactions include:

- Purchases of round steel bars made under a long-term agreement, for use in our seamless steel pipe operations in Mexico, which amounted to \$157 million in 2021 and \$51 million in 2019.
- Purchases of flat steel products for use in the production of welded pipes and accessories, which amounted to \$32 million in 2021, \$13 million in 2020 and \$20 million in 2019.
- Purchases of scrap and other raw materials for use in the production of seamless pipes, which amounted to \$9 million in 2021, \$2 million in 2020 and \$4 million in 2019.

In the ordinary course of business, we purchase flat steel products from Usiminas for use in our welded steel pipe operations. These purchases, which are made on similar terms and conditions as sales made by Usiminas to unrelated third parties, amounted to \$27 million in 2021, \$20 million in 2020 and \$59 million in 2019.

Sales of Raw Materials

In the ordinary course of business, we sell raw materials and other production inputs to Ternium or its subsidiaries. These sales are made on similar terms and conditions as sales to other unrelated third parties. These transactions include:

- Sales of ferrous scrap, and other raw materials, which amounted to \$36 million in 2021, \$15 million in 2020 and \$17 million in 2019.
- Sales of steam and operational services from our Argentine electric power generating facility in San Nicolás. These sales amounted to \$1 million in 2019. On January 29, 2019, the electric power generation facility was shut down.

Purchase Agency Services and Sales of Materials

Exiros B.V. (“Exiros”), in which we have 50% share ownership and Ternium owns the remaining 50%, provides purchase agency services and raw materials and other products to various companies controlled by or under the significant influence of San Faustin. Pursuant to the Exiros shareholders’ agreement, Tenaris recognizes Exiros’ assets, liabilities, revenue and expenses in relation to its interest in the joint operation. Exiros’ total sales to companies controlled by San Faustin or under the significant influence of totaled \$76 million in 2021, \$9 million in 2020 and \$16 million in 2019.

Supply of Electric Energy

Techgen, which is currently owned 48% by Ternium, 30% by Tecpetrol and 22% by Tenaris, operates an electric power plant in Pesquería, Mexico. Ternium and Tenaris currently contract 78% and 22%, respectively,

of Techgen's power capacity. Techgen sells to third parties on behalf of Tenaris the unused electricity that Tenaris purchased from Techgen.

Techgen net sales of electricity to Tenaris amounted to \$70 million in 2021, \$48 million in 2020 and \$40 million in 2019.

Supply of Natural Gas

We are party to contracts with Tecpetrol, TGN and Litoral Gas relating to the supply of natural gas to our operations in Argentina. Tecpetrol is a company controlled by San Faustin, engaged in oil and gas exploration and production and has rights to various oil and gas fields in Argentina and elsewhere in Latin America. TGN, a company in which San Faustin has joint control since October 2019, operates two major pipelines in Argentina connecting the major gas basins of Neuquén and Noroeste-Bolivia to the major consumption centers in Argentina. Litoral Gas is a company that holds the regional license for gas and distribution in the Province of Santa Fe and in the northeastern section of the Province of Buenos Aires. San Faustin holds significant but non-controlling interests in Litoral Gas and also held significant but non-controlling interests in TGN until October 2019.

Tecpetrol supplies Siderca with natural gas requirements under market conditions and according to local regulations. Tecpetrol's sales to Tenaris amounted to \$32 million in 2021, \$12 million in 2020 and \$49 million in 2019.

TGN charges Siderca a price to transport its natural gas supplies that is equivalent on a comparable basis to prices paid by other industrial users. The Argentine government regulates the general framework under which TGN operates and prices its services. TGN's sales to Tenaris amounted to \$2 million in 2021, \$3 million in 2020 and \$4 million in 2019.

Litoral Gas's sales to Tenaris totaled \$1 million in 2019.

Provision of Engineering and Labor Services

Tenaris contracts with certain companies controlled by San Faustin specialized in supplying engineering services and non-specialist manual labor services, such as industrial cleaning, general maintenance, handling of by-products and construction services. Fees accrued for these services in the aggregate amounted to \$7 million in 2021, \$13 million in 2020 and \$47 million in 2019.

Sales of Steel Pipes and Sucker Rods

In the ordinary course of business, we sell steel pipes, sucker rods and related services to other companies controlled or under the significant influence of San Faustin. These sales, which are made principally to companies involved in the construction of gas pipelines and to Tecpetrol and joint ventures in which Tecpetrol participates, for its oil and gas drilling operations, are made on similar terms and conditions as sales to unrelated third parties. Our sales of steel pipes and sucker rods as well as logistical and certain other services to other companies controlled or under the significant influence of San Faustin amounted to \$77 million in 2021, \$22 million in 2020 and \$66 million in 2019.

Sales of Fracking and Coiled Tubing Services

In 2021, we started to provide fracking and coiled tubing services to Tecpetrol and joint ventures in which Tecpetrol participates, for its oil and gas drilling operations. Our sales of these services to other companies controlled or under the significant influence of San Faustin amounted to \$45 million in 2021.

Rental services to Tecpetrol related to the supply of coiled tubing services amounted to \$3 million in 2021.

Sales of Other Products and Services

We provide information technology services to companies controlled by San Faustin. Sales of these services amounted to \$2 million per year in 2021, 2020 and 2019.

Administrative Services, Legal and Other Support Services

Finma S.A. (“Finma”), a company controlled by San Faustin in which Tenaris has a 33% interest and other affiliates of San Faustin own the remaining shares, provides administrative and legal support services to San Faustin’s affiliates in Argentina, including Tenaris. During 2021 Techinst S.A., a company controlled by San Faustin, merged with Finma, with Finma continuing to render the services previously provided by Techinst S.A. Fees accrued for these services amounted to \$10 million in 2021, \$7 million in 2020 and \$9 million in 2019.

Loans to Related Parties

Tenaris financed the construction and operation of Techgen’s Pesquería project primarily in the form of subordinated loans to Techgen. Outstanding principal amount of loans to Techgen as of December 31, 2021, 2020 and 2019 amounted to \$58 million. These loans generated interest gains in favor of Tenaris in an amount of \$3 million in 2021 and 2020 and \$4 million in 2019.

Other Transactions

We entered into various contracts with Tenova (and subsidiaries), a company controlled by San Faustin, for the provision of furnaces, spare parts, accessories and related services for our facilities. Supplies received amounted to \$1 million in 2021 and \$2 million in 2019.

In addition, in the ordinary course of business, from time to time, we carry out other transactions and enter into other arrangements with other related parties, none of which are considered to be material.

Dividends

Subject to applicable law, all shares (including shares underlying ADSs) are entitled to participate equally in dividends when, as and if declared by the shareholders at the annual general shareholders' meeting, out of funds legally available for such purposes.

The Company does not have, and has no current plans to establish, a formal dividend policy governing the amount and payment of dividends or other distributions. Dividends may be lawfully declared and paid if the Company's profits and distributable reserves are sufficient under Luxembourg law. The amount and payment of dividends must be determined by a majority vote at a general shareholders' meeting, generally, but not necessarily, based on the recommendation of the Company's board of directors. Under Article 21 of the Company's articles of association, the board of directors has the power to distribute interim dividends out of profits, share premium or any other available reserves, in accordance with applicable law, but payment of such dividends must be finally approved by the Company's general shareholders' meeting.

As provided by Article 21 of the Company's articles of association, dividends or other distributions declared by the general meeting as well as interim dividends or other distributions declared by the board of directors will be distributed at the times and places determined by the board of directors. The Company will make any and all dividend payments and any other distributions in respect of shares registered in the name of any securities settlement system or operator of such a system or in the name of any financial institution or other professional depositary of securities or any other depositary, whether in cash, shares or other assets, only to such registered holder, or otherwise in accordance with such registered holder's instructions, and, as provided by Article 21 of the Company's articles of association, that payment shall release the Company from any and all obligations for such payment.

The Company conducts and will continue to conduct its operations through subsidiaries and, accordingly, its main source of cash to pay dividends, among other possible sources, will be the dividends received from its subsidiaries. For further information see "Principal Risks and Uncertainties – Risks Relating to the Structure of the Company – The Company's dividend payments depends on the results of operations and financial condition of its subsidiaries and could be restricted by legal, contractual or other limitations or tax changes".

Under Luxembourg law, claims for dividends will lapse in favor of the Company five years after the date such dividends are declared. However, the Company may elect to pay a declared dividend after such period. Declared and unpaid dividends held by the Company for the account of its shareholders do not bear interest.

Pursuant to Luxembourg law, at least 5% of our net profits per year must be allocated to the creation of a legal reserve until such reserve has reached an amount equal to 10% of our issued share capital. If the legal reserve later falls below the 10% threshold, at least 5% (or such lower amount required to reach the 10% threshold) of net profits again must be allocated toward the reserve. As of December 31, 2021, the Company's legal reserve represented 10% of its share capital. The legal reserve is not available for distribution.

The following table shows the dividends approved by the Company's shareholders in the last five years:

Shareholders' meeting date	Approved dividend			Dividend payment date	
	Amount (USD million)	Per share (USD)	Per ADS (USD)	Interim Dividend	Dividend Balance
May 3, 2017	484	0.41	0.82	November 2016	May 2017
May 2, 2018	484	0.41	0.82	November 2017	May 2018
May 6, 2019	484	0.41	0.82	November 2018	May 2019
June 2, 2020	153	0.13	0.26	November 2019	N/A
May 3, 2021	248	0.21	0.42	November 2020	May 2021

On February 16, 2022, the Company's board of directors proposed, for the approval of the annual general shareholders' meeting scheduled to be held on May 3, 2022, the payment of an annual dividend of \$0.41 per share (\$0.82 per ADS), or approximately \$484 million, which includes the interim dividend of \$0.13 per share (\$0.26 per ADS) or approximately \$153 million, paid on November 24, 2021. If the annual dividend is approved by the shareholders, a dividend of \$0.28 per share (\$0.56 per ADS), or approximately \$331 million will be paid on May 25, 2022, with an ex-dividend date of May 23, 2022.

Employees

The following table shows the number of persons employed by Tenaris as of December 31:

	2021	2020	2019
Mexico	5,474	4,501	5,370
Argentina	5,169	4,376	5,405
USA	2,684	1,596	2,255
Italy	2,011	2,039	2,144
Brazil	1,817	1,360	1,360
Romania	1,725	1,552	1,815
Colombia	1,009	746	1,040
Canada	758	561	772
Indonesia	506	521	616
Japan	379	399	400
Other countries	1,244	1,377	2,023
	22,776	19,028	23,200

Approximately two-thirds of our employees are unionized. In all the countries we have presence, we operate in full respect of the institutional rules and local regulations. We forge our relations with the unions based on the premise of an open dialogue and a rich interchange of proposals.

Tenaris is committed to leading with care, providing a flexible and agile working environment that encourages health, safety and wellbeing, accountability, inclusion and trust, allowing employees to develop their skills and careers while contributing to our goals.

In terms of human resources our goals are:

- to foster trust and empower employees to manage and promote change and innovation, providing them with the training and technological resources to succeed;
- to embed sustainability values through transparent and effective processes, helping employees shape their professional careers;
- to encourage continuous learning and feedback through concrete tools; *and*
- to respect and promote diversity and inclusion in all its forms, focused on gender, age, culture and background.

The disruption and uncertainty brought by the COVID pandemic, which continues to affect countries around the world as new variants of the virus emerge, has reset work trends. As we begin to move out of pandemic mode to a more flexible set-up, we are focusing on restructuring relationships with the workplace and with each other as part of our “New Way of Working”, incorporating plans to make our offices new and attractive places to interact and feel part of the organization, reshaping our own talent management, engagement and planning strategies. Our “New Way of Working” strategy recognizes the need for a new work-life paradigm in the context of the many possibilities offered by hybrid work and learning, with increasing demand for new critical competencies. Flexibility at all levels benefits the quality of people’s lives and work when focus is placed on achieving objectives and productivity rather than hours spent in the workplace. It brings a greater sense of accountability, as we trust people’s professional responsibility and commitment.

The ramp-up in activity, particularly at our U.S operations, in response to the recovery in demand, has led to a substantial increase in employees during the year, with shop-floor employees increasing by 4,000 from October 2020 until the end of 2021. We reinforced health, safety and environment training to ensure all employees received training to minimize incidents and accidents while keeping quality and productivity levels high on the production lines. Annual training hours for shop-floor employees with less than one year of seniority came to an average of 56 per person, three times higher than for those with over one year of seniority.

Diversity and Inclusion

The Company's Code of Conduct prohibits unlawful discrimination in employment relationships, granting all people the right to apply for a position in Tenaris, or to be considered for a new position based on merit, without arbitrary discrimination. The Company's Human Resources Policy champions equal opportunities by ensuring that hiring, promotion, transfer, notice periods, dialogue, rights and protection, as well as other employment decisions are taken without regard for race, color, religious belief, gender, age, disability, national origin or sexual orientation. Compensation and remuneration are based on each person's duties, personal performance, competence and behavior. Tenaris pursues a policy of inclusive corporate culture and leadership, recognizing the range of benefits brought by embracing diversity in all its aspects, from gender to nationality and age. Specifically, we are making headway in our drive to improve the gender balance, in the knowledge that tackling the male-dominated traditions prevalent in the steel industry will contribute positively to our performance culture.

Non-financial Information

The non-financial information required by article 1730-1 of the Luxembourg Company Law and articles 68 and 68bis of the Luxembourg law of December 19, 2002 on the commercial and companies register and on the accounting records and annual accounts and undertakings, as amended, as well as the information required pursuant to Article 8 of Regulation (EU) 2020/852 of the European Parliament and of the Council, supplemented by Commission Delegated Regulation (EU) 2021/2139 of 4 June 2021 and Commission Delegated Regulation (EU) 2021/2178 of 6 July 2021, has been published in a separate report, the “2021 Sustainability Report”, dated as of the date of this annual report and available on [www.tenaris.com](https://ir.tenaris.com/financial-and-sustainability-reports/reports)
<https://ir.tenaris.com/financial-and-sustainability-reports/reports>

MANAGEMENT CERTIFICATION

We confirm, to the best of our knowledge, that:

1. the consolidated financial statements prepared in conformity with International Financial Reporting Standards (“IFRS”), as issued by the International Accounting Standards Board and in accordance with IFRS as adopted by the European Union, included in this annual report, give a true and fair view of the assets, liabilities, financial position and profit or loss of Tenaris S.A. and its consolidated subsidiaries, taken as a whole;
2. the annual accounts prepared in accordance with Luxembourg legal and regulatory requirements, included in this annual report, give a true and fair view of the assets, liabilities, financial position and profit or loss of Tenaris S.A.; and
3. the consolidated management report on the consolidated financial statements included in this annual report, which has been combined with the management report on the annual accounts included in this annual report, gives a fair review of the development and performance of the business and the position of Tenaris S.A., or Tenaris S.A. and its consolidated subsidiaries, taken as a whole, as applicable, together with a description of the principal risks and uncertainties they face.



Chief Executive Officer

Paolo Rocca

March 30, 2022



Chief Financial Officer

Alicia Mónico

March 30, 2022

FINANCIAL INFORMATION

Consolidated Financial Statements

For the years ended December 31, 2021, 2020 and 2019



Audit report

To the Shareholders of
Tenaris S.A.

Report on the audit of the consolidated financial statements

Our opinion

In our opinion, the accompanying consolidated financial statements give a true and fair view of the consolidated financial position of Tenaris S.A. (the "Company") and its subsidiaries (the "Group") as at 31 December 2021, and of its consolidated financial performance and its consolidated cash flows for the year then ended in accordance with International Financial Reporting Standards (IFRS) as issued by the International Accounting Standards Board (IASB) and in accordance with IFRS as adopted by the European Union.

Our opinion is consistent with our additional report to the Audit Committee of the Company's Board of Directors (the "Audit Committee").

What we have audited

The Group's consolidated financial statements comprise:


- the consolidated statement of financial position as at 31 December 2021;
- the consolidated income statement for the year then ended;
- the consolidated statement of comprehensive income for the year then ended;
- the consolidated statement of changes in equity for the year then ended;
- the consolidated statement of cash flows for the year then ended; and
- the notes to the consolidated financial statements, which include a summary of significant accounting policies.

Basis for opinion

We conducted our audit in accordance with the EU Regulation No 537/2014, the Law of 23 July 2016 on the audit profession (Law of 23 July 2016) and the International Standards on Auditing (ISAs) as issued by the International Auditing and Assurance Standards Board (IAASB) and as adopted for Luxembourg by the "Commission de Surveillance du Secteur Financier" (CSSF). Our responsibilities under the EU Regulation No 537/2014, the Law of 23 July 2016 and the ISAs as adopted for Luxembourg by the CSSF are further described in the "Responsibilities of the "Réviseur d'entreprises agréé" for the audit of the consolidated financial statements" section of our report.

We believe that the audit evidence we have obtained is sufficient and appropriate to provide a basis for our opinion.

We are independent of the Group in accordance with the International Code of Ethics for Professional Accountants, including International Independence Standards, issued by the International Ethics Standards Board for Accountants (IESBA Code) as adopted for Luxembourg by the CSSF together with



the ethical requirements that are relevant to our audit of the consolidated financial statements. We have fulfilled our other ethical responsibilities under those ethical requirements.

To the best of our knowledge and belief, we declare that we have not provided non-audit services that are prohibited under Article 5(1) of the EU Regulation No 537/2014.

The non-audit services that we have provided to the Company and its controlled undertakings, if applicable, for the year ended 31 December 2021, are disclosed in Note 31 to the consolidated financial statements.

Key audit matters

Key audit matters are those matters that, in our professional judgement, were of most significance in our audit of the consolidated financial statements of the current period. These matters were addressed in the context of our audit of the consolidated financial statements as a whole, and in forming our opinion thereon, and we do not provide a separate opinion on these matters.

Key audit matter	How our audit addressed the key audit matter
<i>Recoverability of long-lived assets</i>	
<p>The Group's balance sheet includes goodwill (USD 1,085 million) and other long-lived assets (USD 5,825 million of property, plant and equipment and USD 288 million of intangible assets). The Group is required to test the amount of goodwill and other indefinite life intangible assets for impairment at least annually. Other long-lived assets are tested in case of impairment triggers.</p> <p>During the year, Management has tested for impairment those cash generating units (CGUs) containing goodwill and indefinite life intangibles and those where impairment indicators were identified. We focused our audit effort on the Siderca S.A.I.C. and Tubos de Acero de México S.A. CGUs (respectively "Siderca" and "Tamsa").</p> <p>The impairment tests were important to our audit as they involved significant judgements and assumptions in the assessment of the recoverable amounts of the CGUs and required significant audit effort.</p> <p>The disclosures related to this matter are included in Notes II.H, 5, 10 and 11 to the consolidated financial statements.</p>	<p>We evaluated and tested controls in place over the analysis of impairment indicators on long-lived assets, the review of assumptions used and the discounted cash flow calculations.</p> <p>In addition, we assessed the robustness of the impairment indicators analysis and the cash flow projections included in the impairment tests prepared by Management. Our audit procedures included, among others, the involvement of professionals with specialised skills and knowledge to assist us in evaluating certain assumptions and the valuation methodology used by the Group.</p> <p>We assessed the reasonableness of other assumptions used in the cash flow projections by:</p> <ul style="list-style-type: none">• comparing them to external and historical data, when available, such as analyst reports and evolution of rig counts; and by• analyzing sensitivities in the valuation model, evaluating whether a reasonably possible change in assumptions could cause the carrying amount to exceed its recoverable amount. <p>We also compared actual cash flow results with previous forecasts.</p>

We finally assessed the adequacy of the disclosures in the consolidated financial statements.

Other information

The Board of Directors is responsible for the other information. The other information comprises the information stated in the annual report including the consolidated management report and the Corporate Governance Statement but does not include the consolidated financial statements and our audit report thereon.

Our opinion on the consolidated financial statements does not cover the other information and we do not express any form of assurance conclusion thereon.

In connection with our audit of the consolidated financial statements, our responsibility is to read the other information identified above and, in doing so, consider whether the other information is materially inconsistent with the consolidated financial statements or our knowledge obtained in the audit, or otherwise appears to be materially misstated. If, based on the work we have performed, we conclude that there is a material misstatement of this other information, we are required to report that fact. We have nothing to report in this regard.

Responsibilities of the Board of Directors and those charged with governance for the consolidated financial statements

The Board of Directors is responsible for the preparation and fair presentation of the consolidated financial statements in accordance with IFRSs as issued by the IASB and in accordance with IFRS as adopted by the European Union, and for such internal control as the Board of Directors determines is necessary to enable the preparation of consolidated financial statements that are free from material misstatement, whether due to fraud or error.

In preparing the consolidated financial statements, the Board of Directors is responsible for assessing the Group's ability to continue as a going concern, disclosing, as applicable, matters related to going concern and using the going concern basis of accounting unless the Board of Directors either intends to liquidate the Group or to cease operations, or has no realistic alternative but to do so.


Those charged with governance are responsible for overseeing the Group's financial reporting process.

The Board of Directors is responsible for presenting and marking up the consolidated financial statements in compliance with the requirements set out in the Delegated Regulation 2019/815 on European Single Electronic Format ("ESEF Regulation").

Responsibilities of the "Réviseur d'entreprises agréé" for the audit of the consolidated financial statements

The objectives of our audit are to obtain reasonable assurance about whether the consolidated financial statements as a whole are free from material misstatement, whether due to fraud or error, and to issue an audit report that includes our opinion.

Reasonable assurance is a high level of assurance, but is not a guarantee that an audit conducted in accordance with the EU Regulation No 537/2014, the Law of 23 July 2016 and with ISAs as issued by the IAASB and as adopted for Luxembourg by the CSSF will always detect a material misstatement



when it exists. Misstatements can arise from fraud or error and are considered material if, individually or in the aggregate, they could reasonably be expected to influence the economic decisions of users taken on the basis of these consolidated financial statements.


As part of an audit in accordance with the EU Regulation No 537/2014, the Law of 23 July 2016 and with ISAs as adopted for Luxembourg by the CSSF, we exercise professional judgement and maintain professional scepticism throughout the audit. We also:

- identify and assess the risks of material misstatement of the consolidated financial statements, whether due to fraud or error, design and perform audit procedures responsive to those risks, and obtain audit evidence that is sufficient and appropriate to provide a basis for our opinion. The risk of not detecting a material misstatement resulting from fraud is higher than for one resulting from error, as fraud may involve collusion, forgery, intentional omissions, misrepresentations, or the override of internal control;
- obtain an understanding of internal control relevant to the audit in order to design audit procedures that are appropriate in the circumstances, but not for the purpose of expressing an opinion on the effectiveness of the Group's internal control;
- evaluate the appropriateness of accounting policies used and the reasonableness of accounting estimates and related disclosures made by the Board of Directors;
- conclude on the appropriateness of the Board of Directors' use of the going concern basis of accounting and, based on the audit evidence obtained, whether a material uncertainty exists related to events or conditions that may cast significant doubt on the Group's ability to continue as a going concern. If we conclude that a material uncertainty exists, we are required to draw attention in our audit report to the related disclosures in the consolidated financial statements or, if such disclosures are inadequate, to modify our opinion. Our conclusions are based on the audit evidence obtained up to the date of our audit report. However, future events or conditions may cause the Group to cease to continue as a going concern;
- evaluate the overall presentation, structure and content of the consolidated financial statements, including the disclosures, and whether the consolidated financial statements represent the underlying transactions and events in a manner that achieves fair presentation;
- obtain sufficient appropriate audit evidence regarding the financial information of the entities and business activities within the Group to express an opinion on the consolidated financial statements. We are responsible for the direction, supervision and performance of the Group audit. We remain solely responsible for our audit opinion.

We communicate with those charged with governance regarding, among other matters, the planned scope and timing of the audit and significant audit findings, including any significant deficiencies in internal control that we identify during our audit.

We also provide those charged with governance with a statement that we have complied with relevant ethical requirements regarding independence, and communicate to them all relationships and other matters that may reasonably be thought to bear on our independence, and where applicable, actions taken to eliminate threats or safeguards applied.

From the matters communicated with those charged with governance, we determine those matters that were of most significance in the audit of the consolidated financial statements of the current period and



are therefore the key audit matters. We describe these matters in our audit report unless law or regulation precludes public disclosure about the matter.

We assess whether the consolidated financial statements have been prepared, in all material respects, in compliance with the requirements laid down in the ESEF Regulation.

Report on other legal and regulatory requirements

The consolidated management report is consistent with the consolidated financial statements and has been prepared in accordance with applicable legal requirements.

The Corporate Governance Statement is included in the consolidated management report. The information required by Article 68ter Paragraph (1) Letters c) and d) of the Law of 19 December 2002 on the commercial and companies register and on the accounting records and annual accounts of undertakings, as amended, is consistent with the consolidated financial statements and has been prepared in accordance with applicable legal requirements.

We have been appointed as “Réviseur d’Entreprises Agréé” by the General Meeting of the Shareholders on 3 May 2021 and the duration of our uninterrupted engagement, including previous renewals and reappointments, is 20 years.

We have checked the compliance of the consolidated financial statements of the Group as at 31 December 2021 with relevant statutory requirements set out in the ESEF Regulation that are applicable to consolidated financial statements.

For the Group it relates to the requirement that:

- the consolidated financial statements are prepared in a valid XHTML format;
- the XBRL markup of the consolidated financial statements uses the core taxonomy and the common rules on markups specified in the ESEF Regulation.

In our opinion, the consolidated financial statements of the Group as at 31 December 2021, identified as Tenaris AR-2021-12-31-en, have been prepared, in all material respects, in compliance with the requirements laid down in the ESEF Regulation.

PricewaterhouseCoopers, Société coopérative
Represented by

Luxembourg, 30 March 2022

A handwritten signature in blue ink, appearing to read 'P.V.' followed by a stylized flourish.

Gilles Vanderweyen

CONSOLIDATED INCOME STATEMENT

(all amounts in thousands of US dollars, unless otherwise stated)

	Notes	Year ended December 31,		
		2021	2020	2019
Continuing operations				
Net sales	1	6,521,207	5,146,734	7,294,055
Cost of sales	2	(4,611,602)	(4,087,317)	(5,107,495)
Gross profit		1,909,605	1,059,417	2,186,560
Selling, general and administrative expenses	3	(1,206,569)	(1,119,227)	(1,365,974)
Impairment charge	5	(57,075)	(622,402)	-
Other operating income	6	68,245	33,393	23,004
Other operating expenses	6	(6,697)	(14,252)	(11,199)
Operating income (loss)		707,509	(663,071)	832,391
Finance income	7	38,048	18,387	47,997
Finance cost	7	(23,677)	(27,014)	(43,381)
Other financial results	7	8,295	(56,368)	14,667
Income (loss) before equity in earnings of non-consolidated companies and income tax		730,175	(728,066)	851,674
Equity in earnings of non-consolidated companies	13	512,591	108,799	82,036
Income (loss) before income tax		1,242,766	(619,267)	933,710
Income tax	8	(189,448)	(23,150)	(202,452)
Income (loss) for the year		1,053,318	(642,417)	731,258
Attributable to:				
Owners of the parent		1,100,191	(634,418)	742,686
Non-controlling interests		(46,873)	(7,999)	(11,428)
		1,053,318	(642,417)	731,258
Earnings per share attributable to the owners of the parent during the year:				
Weighted average number of ordinary shares (thousands)		1,180,537	1,180,537	1,180,537
Continuing operations				
Basic and diluted earnings (losses) per share (U.S. dollars per share)		0.93	(0.54)	0.63
Basic and diluted earnings (losses) per ADS (U.S. dollars per ADS) (*)		1.86	(1.07)	1.26

(*) Each ADS equals two shares.

CONSOLIDATED STATEMENT OF COMPREHENSIVE INCOME

(all amounts in thousands of U.S. dollars)

	Year ended December 31,		
	2021	2020	2019
Income (loss) for the year	1,053,318	(642,417)	731,258
Items that may be subsequently reclassified to profit or loss:			
Currency translation adjustment	(81,953)	31,172	(27,294)
Change in value of cash flow hedges and instruments at fair value	(1,178)	(9,832)	3,039
Income tax relating to components of other comprehensive income	(1,511)	2,376	(707)
From participation in non consolidated companies:			
- Currency translation adjustment (*)	(11,085)	(31,977)	(10,781)
- Changes in the fair value of derivatives held as cash flow hedges and others	13	792	812
	(95,714)	(7,469)	(34,931)
Items that will not be reclassified to profit or loss:			
Remeasurements of post employment benefit obligations	14,648	(4,971)	(9,272)
Income tax on items that will not be reclassified	(5,137)	770	1,545
Remeasurements of post employment benefit obligations of non-consolidated companies	3,829	634	(9,878)
	13,340	(3,567)	(17,605)
Other comprehensive (loss) for the year, net of tax	(82,374)	(11,036)	(52,536)
Total comprehensive income (loss) for the year	970,944	(653,453)	678,722
Attributable to:			
Owners of the parent	1,016,434	(643,435)	690,095
Non-controlling interests	(45,490)	(10,018)	(11,373)
	970,944	(653,453)	678,722

(*) For 2019 Tenaris recognized its share over the effects on the adoption of IAS 29, "Financial Reporting in Hyperinflationary Economies" by Ternium in other comprehensive income as a currency translation adjustment. In 2020 Ternium changed the functional currency of its Argentine subsidiary to the U.S. dollar and IAS 29 is no longer applicable.

The accompanying notes are an integral part of these Consolidated Financial Statements.

CONSOLIDATED STATEMENT OF FINANCIAL POSITION

(all amounts in thousands of U.S. dollars)

(all amounts in thousands of U.S. dollars)		At December 31, 2021		At December 31, 2020	
	Notes				
ASSETS					
Non-current assets					
Property, plant and equipment, net	10	5,824,801		6,193,181	
Intangible assets, net	11	1,372,176		1,429,056	
Right-of-use assets, net	12	108,738		241,953	
Investments in non-consolidated companies	13	1,383,774		957,352	
Other investments	19	320,254		247,082	
Derivative financial instruments	25	7,080		-	
Deferred tax assets	21	245,547		205,590	
Receivables, net	14	205,888	9,468,258	154,303	9,428,517
Current assets					
Inventories, net	15	2,672,593		1,636,673	
Receivables and prepayments, net	16	96,276		77,849	
Current tax assets	17	193,021		136,384	
Trade receivables, net	18	1,299,072		968,148	
Derivative financial instruments	25	4,235		11,449	
Other investments	19	397,849		872,488	
Cash and cash equivalents	19	318,127	4,981,173	584,681	4,287,672
Total assets			14,449,431		13,716,189
EQUITY					
Capital and reserves attributable to owners of the parent			11,960,578		11,262,888
Non-controlling interests			145,124		183,585
Total equity			12,105,702		11,446,473
LIABILITIES					
Non-current liabilities					
Borrowings	20	111,432		315,739	
Lease liabilities	12	82,694		213,848	
Deferred tax liabilities	21	274,721		254,801	
Other liabilities	22 (i)	231,681		245,635	
Provisions	23	83,556	784,084	73,218	1,103,241
Current liabilities					
Borrowings	20	219,501		303,268	
Lease liabilities	12	34,591		43,495	
Derivative financial instruments	25	11,328		3,217	
Current tax liabilities	17	143,486		90,593	
Other liabilities	22 (ii)	203,725		202,826	
Provisions	24 (ii)	9,322		12,279	
Customer advances		92,436		48,692	
Trade payables		845,256	1,559,645	462,105	1,166,475
Total liabilities			2,343,729		2,269,716
Total equity and liabilities			14,449,431		13,716,189

Contingencies, commitments and restrictions on the distribution of profits are disclosed in note 26 to these Consolidated Financial Statements.
The accompanying notes are an integral part of these Consolidated Financial Statements.

CONSOLIDATED STATEMENT OF CHANGES IN EQUITY

(all amounts in thousands of U.S. dollars)

	Attributable to owners of the parent						Non-controlling interests	Total
	Share Capital (1)	Legal Reserves	Share Premium	Currency Translation Adjustment	Other Reserves (2)	Retained Earnings (3)		
Balance at December 31, 2020	1,180,537	118,054	609,733	(958,374)	(345,217)	10,658,155	183,585	11,446,473
Income (loss) for the year	-	-	-	-	-	1,100,191	(46,873)	1,053,318
Currency translation adjustment	-	-	-	(81,674)	-	-	(279)	(81,953)
Remeasurements of post employment benefit obligations, net of taxes	-	-	-	-	9,813	(15)	(287)	9,511
Change in value of instruments at fair value through other comprehensive income and cash flow hedges, net of taxes	-	-	-	-	(4,638)	-	1,949	(2,689)
From other comprehensive income of non-consolidated companies	-	-	-	(11,085)	3,842	-	-	(7,243)
Other comprehensive (loss) income for the year	-	-	-	(92,759)	9,017	(15)	1,383	(82,374)
Total comprehensive income (loss) for the year	-	-	-	(92,759)	9,017	1,100,176	(45,490)	970,944
Acquisition and other changes in non-controlling interests ⁽⁴⁾	-	-	-	-	-	-	10,384	10,384
Dividends paid in cash	-	-	-	-	-	(318,744)	(3,355)	(322,099)
Balance at December 31, 2021	1,180,537	118,054	609,733	(1,051,133)	(336,200)	11,439,587	145,124	12,105,702

(1) The Company has an authorized share capital of a single class of 2.5 billion shares having a nominal value of \$1.00 per share. As of December 31, 2021 there were 1,180,536,830 shares issued. All issued shares are fully paid.

(2) Other reserves include mainly the result of transactions with non-controlling interests that do not result in a loss of control, the remeasurement of post-employment benefit obligations, the changes in value of cash flow hedges and the changes in financial instruments measured at fair value through other comprehensive income.

(3) The restrictions on the distribution of profits and payment of dividends according to Luxembourg Law are disclosed in note 26 (iii) to these Consolidated Financial Statements.

(4) Mainly related to the agreement for the construction of Tenaris Baogang Baotou Steel Pipes Ltd. See note 35 to these Consolidated Financial Statements.

The accompanying notes are an integral part of these Consolidated Financial Statements.

CONSOLIDATED STATEMENT OF CHANGES IN EQUITY (CONT.)

(all amounts in thousands of U.S. dollars)

	Attributable to owners of the parent						Non-controlling interests	Total
	Share Capital (1)	Legal Reserves	Share Premium	Currency Translation Adjustment	Other Reserves (2)	Retained Earnings		
Balance at December 31, 2019	1,180,537	118,054	609,733	(957,246)	(336,902)	11,374,782	197,414	12,186,372
(Loss) for the year	-	-	-	-	-	(634,418)	(7,999)	(642,417)
Currency translation adjustment	-	-	-	30,849	-	-	323	31,172
Remeasurements of post employment benefit obligations, net of taxes	-	-	-	-	(4,664)	428	35	(4,201)
Change in value of instruments at fair value through other comprehensive income and cash flow hedges, net of taxes	-	-	-	-	(5,079)	-	(2,377)	(7,456)
From other comprehensive income of non-consolidated companies	-	-	-	(31,977)	1,426	-	-	(30,551)
Other comprehensive (loss) income for the year	-	-	-	(1,128)	(8,317)	428	(2,019)	(11,036)
Total comprehensive (loss) for the year	-	-	-	(1,128)	(8,317)	(633,990)	(10,018)	(653,453)
Acquisition and other changes in non-controlling interests ⁽³⁾	-	-	-	-	2	-	1,490	1,492
Dividends paid in cash	-	-	-	-	-	(82,637)	(5,301)	(87,938)
Balance at December 31, 2020	1,180,537	118,054	609,733	(958,374)	(345,217)	10,658,155	183,585	11,446,473

(all amounts in thousands of U.S. dollars)

	Attributable to owners of the parent						Non-controlling interests	Total
	Share Capital (1)	Legal Reserves	Share Premium	Currency Translation Adjustment	Other Reserves (2)	Retained Earnings		
Balance at December 31, 2018	1,180,537	118,054	609,733	(919,248)	(322,310)	11,116,116	92,610	11,875,492
Income (loss) for the year	-	-	-	-	-	742,686	(11,428)	731,258
Currency translation adjustment	-	-	-	(27,217)	-	-	(77)	(27,294)
Remeasurements of post employment benefit obligations, net of taxes	-	-	-	-	(7,132)	-	(595)	(7,727)
Change in value of instruments at fair value through other comprehensive income and cash flow hedges, net of taxes	-	-	-	-	1,605	-	727	2,332
From other comprehensive income of non-consolidated companies	-	-	-	(10,781)	(9,066)	-	-	(19,847)
Other comprehensive (loss) income for the year	-	-	-	(37,998)	(14,593)	-	55	(52,536)
Total comprehensive income (loss) for the year	-	-	-	(37,998)	(14,593)	742,686	(11,373)	678,722
Acquisition and other changes in non-controlling interests ⁽⁴⁾	-	-	-	-	1	-	117,984	117,985
Dividends paid in cash	-	-	-	-	-	(484,020)	(1,807)	(485,827)
Balance at December 31, 2019	1,180,537	118,054	609,733	(957,246)	(336,902)	11,374,782	197,414	12,186,372

(1) The Company has an authorized share capital of a single class of 2.5 billion shares having a nominal value of \$1.00 per share. As of December 31, 2020 and 2019 there were 1,180,536,830 shares issued. All issued shares are fully paid.

(2) Other reserves include mainly the result of transactions with non-controlling interests that do not result in a loss of control, the remeasurement of post-employment benefit obligations, the changes in value of cash flow hedges and the changes in financial instruments measured at fair value through other comprehensive income.

(3) Mainly related to the agreement for the construction of Tenaris Baogang Baotou Steel Pipes Ltd. See note 35 to these Consolidated Financial Statements.

(4) Mainly related to Saudi Steel Pipe Company ("SSPC") acquisition.

The accompanying notes are an integral part of these Consolidated Financial Statements.

CONSOLIDATED STATEMENT OF CASH FLOWS

(all amounts in thousands of U.S. dollars)

	Notes	Year ended December 31,		
		2021	2020	2019
Cash flows from operating activities				
Income (loss) for the year		1,053,318	(642,417)	731,258
Adjustments for:				
Depreciation and amortization	10, 11 & 12	594,721	678,806	539,521
Impairment charge	5	57,075	622,402	-
Income tax accruals less payments	29(ii)	35,602	(117,214)	(193,417)
Equity in earnings of non-consolidated companies	13	(512,591)	(108,799)	(82,036)
Interest accruals less payments, net	29(iii)	(11,363)	(538)	(4,381)
Changes in provisions	23 & 24(ii)	7,381	(13,175)	2,739
Result of sale of subsidiaries	6	(6,768)	-	-
Changes in working capital	29(i)	(1,045,907)	1,059,135	523,109
Currency translation adjustment and others		(52,393)	42,183	11,146
Net cash provided by operating activities		119,075	1,520,383	1,527,939
Cash flows from investing activities				
Capital expenditures	10 & 11	(239,518)	(193,322)	(350,174)
Changes in advance to suppliers of property, plant and equipment		(5,075)	(1,031)	3,820
Proceeds from sale of subsidiaries, net of cash	6	24,332	-	-
Acquisition of subsidiaries, net of cash acquired	33	-	(1,025,367)	(132,845)
Investment in companies under cost method		(692)	-	(2,933)
Additions to associated companies		-	-	(19,610)
Repayment of loan by non-consolidated companies		-	-	40,470
Proceeds from disposal of property, plant and equipment and intangible assets		22,735	14,394	2,091
Dividends received from non-consolidated companies	13	75,929	278	28,974
Changes in investments in securities		390,186	(887,216)	389,815
Net cash provided by (used in) investing activities		267,897	(2,092,264)	(40,392)
Cash flows from financing activities				
Dividends paid	9	(318,744)	(82,637)	(484,020)
Dividends paid to non-controlling interest in subsidiaries		(3,355)	(5,301)	(1,872)
Changes in non-controlling interests		-	2	1
Payments of lease liabilities	12	(48,473)	(48,553)	(41,530)
Proceeds from borrowings		843,668	658,156	1,332,716
Repayments of borrowings		(1,121,053)	(896,986)	(1,159,053)
Net cash used in financing activities		(647,957)	(375,319)	(353,758)
(Decrease) increase in cash and cash equivalents		(260,985)	(947,200)	1,133,789
Movement in cash and cash equivalents				
At the beginning of the year		584,583	1,554,275	426,717
Effect of exchange rate changes		(5,531)	(22,492)	(6,231)
(Decrease) increase in cash and cash equivalents		(260,985)	(947,200)	1,133,789
At December 31,		318,067	584,583	1,554,275
Cash and cash equivalents				
Cash and bank deposits		318,127	584,681	1,554,299
Bank overdrafts	20	(60)	(98)	(24)
		318,067	584,583	1,554,275

The accompanying notes are an integral part of these Consolidated Financial Statements.

INDEX TO THE NOTES TO THE CONSOLIDATED FINANCIAL STATEMENTS

I	GENERAL INFORMATION	IV	OTHER NOTES TO THE CONSOLIDATED FINANCIAL STATEMENTS
		1	Segment information
II	ACCOUNTING POLICIES	2	Cost of sales
A	Basis of presentation	3	Selling, general and administrative expenses
B	Group accounting	4	Labor costs (included in Cost of sales and in Selling, general and administrative expenses)
C	Segment information	5	Impairment charge
D	Foreign currency translation	6	Other operating income and expenses
E	Property, plant and equipment	7	Financial results
F	Intangible assets	8	Income tax
G	Right-of-use assets and lease liabilities	9	Dividends distribution
H	Impairment of non-financial assets	10	Property, plant and equipment, net
I	Other investments	11	Intangible assets, net
J	Inventories	12	Right-of-use assets, net and lease liabilities
K	Trade and other receivables	13	Investments in non-consolidated companies
L	Cash and cash equivalents	14	Receivables - non current
M	Equity	15	Inventories, net
N	Borrowings	16	Receivables and prepayments, net
O	Current and deferred income tax	17	Current tax assets and liabilities
P	Employee benefits	18	Trade receivables, net
Q	Provisions	19	Cash and cash equivalents and other investments
R	Trade and other payables	20	Borrowings
S	Revenue recognition	21	Deferred income tax
T	Cost of sales and other selling expenses	22	Other liabilities
U	Earnings per share	23	Non-current allowances and provisions
V	Financial instruments	24	Current allowances and provisions
		25	Derivative financial instruments
III	FINANCIAL RISK MANAGEMENT	26	Contingencies, commitments and restrictions on the distribution of profits
A	Financial risk factors	27	Cancellation of title deed in Saudi Steel Pipe Company
B	Category of financial instruments and classification within the fair value hierarchy	28	Foreign exchange control measures in Argentina
C	Fair value estimation	29	Cash flow disclosures
D	Accounting for derivative financial instruments and hedging activities	30	Related party transactions
		31	Fees paid to the Company's principal accountant
		32	Principal subsidiaries
		33	Business combinations
		34	Nationalization of Venezuelan subsidiaries
		35	Other relevant information
		36	The COVID-19 pandemic, the oil & gas industry situation and their impact on Tenaris's operations and financial condition
		37	Subsequent events
		38	Update as of March 30, 2022

I. GENERAL INFORMATION

Tenaris S.A. (the “Company”) was established as a public limited liability company (*société anonyme*) under the laws of the Grand-Duchy of Luxembourg on December 17, 2001. The Company holds, either directly or indirectly, controlling interests in various subsidiaries in the steel pipe manufacturing and distribution businesses. References in these Consolidated Financial Statements to “Tenaris” refer to the Company and its consolidated subsidiaries. A list of the principal Company’s subsidiaries is included in note 32 to these Consolidated Financial Statements.

The Company’s shares trade on the Italian Stock Exchange and the Mexican Stock Exchange; the Company’s American Depositary Securities (“ADS”) trade on the New York Stock Exchange.

These Consolidated Financial Statements were approved for issuance by the Company’s Board of Directors on February 16, 2022.

II. ACCOUNTING POLICIES

The principal accounting policies applied in the preparation of these Consolidated Financial Statements are set out below. These policies have been consistently applied to all the years presented, unless otherwise stated.

A Basis of presentation

The Consolidated Financial Statements of Tenaris have been prepared in accordance with International Financial Reporting Standards (“IFRS”), as issued by the International Accounting Standards Board (“IASB”) and in accordance with IFRS as adopted by the European Union, under the historical cost convention, as modified by the revaluation of certain financial assets and liabilities (including derivative instruments) and plan assets at fair value. The Consolidated Financial Statements are, unless otherwise noted, presented in thousands of U.S. dollars (“\$”).

Whenever necessary, certain comparative amounts have been reclassified to conform to changes in presentation in the current year.

The preparation of Consolidated Financial Statements in conformity with IFRS requires management to make certain accounting estimates and assumptions that might affect among others, the reported amounts of assets, liabilities, contingent assets and liabilities, revenues and expenses. Actual results may differ from these estimates. The main areas involving significant estimates or judgements are: impairment of goodwill and long-lived assets (note II.H); income taxes (note II.O); obsolescence of inventory (note II.J); contingencies (note II.Q); allowance for trade receivables (note II.K); defined benefit obligations (note II.P); business combinations (notes II.B, IV.33); useful lives of property, plant and equipment and other long-lived assets (notes II.E, II.F, II.H); fair value estimation of certain financial instruments (notes III.B, IV.34) and property title ownership restriction (note IV.27). During the period there were no material changes in the significant accounting estimates.

The Company is carefully assessing the potential impact of climate change and the energy transition on its business in terms of the risks to its markets and its physical assets and is adapting its business strategy accordingly. These events did not impact materially management judgements and estimates used in the preparation of these Consolidated Financial Statements.

Management has reviewed the Company’s exposure to the effects of the COVID-19 pandemic and its impact over its business, financial position and performance, conducting impairment tests and monitoring the recoverability of long lived assets and deferred taxes, financial risk management, in particular credit and liquidity risks and the adequacy of its provisions for contingent liabilities. For more information see note 36 to these Consolidated Financial Statements.

(1) Accounting pronouncements applicable as from January 1, 2021 and relevant for Tenaris

Interest Rate Benchmark Reform – Phase 2 Amendments to IFRS 9, IAS 39, IFRS 7, IFRS 4 and IFRS 16 Leases

On August 27, 2020, the IASB published Phase 2 (Amendments to IFRS 9, IAS 39, IFRS 7, IFRS 4 and IFRS 16) of the Interest Rate Benchmark Reform. The amendments complement those issued in 2019 and focus on the effects on financial statements when a company replaces the old interest rate benchmark with an alternative benchmark rate as a result of the reform.

A Basis of presentation (Cont.)

(1) Accounting pronouncements applicable as from January 1, 2021 and relevant for Tenaris (Cont.)

Interest Rate Benchmark Reform – Phase 2 Amendments to IFRS 9, IAS 39, IFRS 7, IFRS 4 and IFRS 16 Leases (Cont.)

The amendments are effective for annual periods beginning on or after January 1, 2021, and are to be applied retrospectively, with early adoption permitted. The adoption of these amendments did not have a material impact on the Company's Consolidated Financial Statements.

Other accounting pronouncements that became effective during 2021 have no material effect on the Company's financial condition or results of operations.

Certain newly published accounting standards, amendments to accounting standards and interpretations are not mandatory for December 31, 2021 reporting periods and have not been early adopted by the Company. These standards, amendments or interpretations are not expected to have a material impact in the current or future reporting periods and on foreseeable future transactions.

B Group accounting

(1) Subsidiaries and transactions with non-controlling interests

Subsidiaries are all entities over which Tenaris has control. Tenaris controls an entity when it is exposed to, or has rights to, variable returns from its involvement with the entity and has the ability to affect those returns through its power over the entity. Subsidiaries are fully consolidated from the date on which control is exercised by the Company and are no longer consolidated from the date control ceases.

The acquisition method of accounting is used to account for the acquisition of subsidiaries by Tenaris. The cost of an acquisition is measured as the fair value of the assets transferred, equity instruments issued and liabilities incurred or assumed at the date of exchange. Acquisition-related costs are expensed as incurred. Identifiable assets acquired, liabilities and contingent liabilities assumed in a business combination are measured initially at their fair values at the acquisition date. Any non-controlling interest in the acquiree is measured either at fair value or at the non-controlling interest's proportionate share of the acquiree's net assets. The excess of the aggregate of the consideration transferred and the amount of any non-controlling interest in the acquiree over the fair value of the identifiable net assets acquired is recorded as goodwill. If this is less than the fair value of the net assets of the subsidiary acquired, the difference is recognized directly in the Consolidated Income Statement.

Contingent consideration is classified either as equity or as a financial liability. Amounts classified as a financial liability are subsequently remeasured to fair value with changes in fair value recognized in profit or loss.

If the business combination is achieved in stages, the acquisition date carrying value of the acquirer's previously held equity interest in the acquiree is remeasured to fair value at the acquisition date. Any gains or losses arising from such remeasurement are recognized in profit or loss.

Transactions with non-controlling interests that do not result in a loss of control are accounted as transactions with equity owners of the Company. For purchases from non-controlling interests, the difference between any consideration paid and the relevant share acquired of the carrying value of net assets of the subsidiary is recorded in equity. Gains or losses on disposals to non-controlling interests are also recorded in equity.

When the Company ceases to have control or significant influence, any retained interest in the entity is remeasured to its fair value, with the change in carrying amount recognized in profit or loss. The fair value is the initial carrying amount for the purposes of subsequently accounting for the retained interest as an associate, joint venture or financial asset. In addition, any amounts previously recognized in other comprehensive income in respect of that entity are accounted for as if the group had directly disposed of the related assets or liabilities. This may mean that amounts previously recognized in other comprehensive income are reclassified to profit or loss.

Material intercompany transactions, balances and unrealized gains (losses) on transactions between Tenaris subsidiaries have been eliminated in consolidation. However, since the functional currency of some subsidiaries is its respective local currency, some financial gains (losses) arising from intercompany transactions are generated. These are included in the Consolidated Income Statement under *Other financial results*.

B Group accounting (Cont.)

(2) *Non-consolidated companies*

Non-consolidated companies are all entities in which Tenaris has significant influence but not control, generally accompanying a shareholding of between 20% and 50% of the voting rights. Investments in non-consolidated companies (associated and joint ventures) are accounted for by the equity method of accounting and are initially recognized at cost. The Company's investment in non-consolidated companies includes goodwill identified in acquisition, net of any accumulated impairment loss.

Under the equity method of accounting, the investments are initially recognized at cost and adjusted thereafter to recognize Tenaris's share of the post-acquisition profits or losses of the investee in profit or loss, and Tenaris's share of movements in other comprehensive income of the investee in other comprehensive income. Dividends received or receivable from associates and joint ventures are recognized as a reduction in the carrying amount of the investment.

If material, unrealized results on transactions between Tenaris and its non-consolidated companies are eliminated to the extent of Tenaris's interest in the non-consolidated companies. Unrealized losses are also eliminated unless the transaction provides evidence of an impairment indicator of the asset transferred. Financial statements of non-consolidated companies are adjusted where necessary to ensure consistency with IFRS.

The Company's pro-rata share of earnings in non-consolidated companies is recorded in the Consolidated Income Statement under *Equity in earnings of non-consolidated companies*. The Company's pro-rata share of changes in other comprehensive income is recognized in the Consolidated Statement of Comprehensive Income.

a) Ternium

At December 31, 2021, Tenaris held 11.46% of Ternium S.A. ("Ternium")'s common stock. The following factors and circumstances evidence that Tenaris has significant influence (as defined by IAS 28, "Investments in associates companies and Joint Ventures") over Ternium, and as a result the Company's investment in Ternium has been accounted for under the equity method:

- Both the Company and Ternium are under the indirect common control of San Faustin S.A. ("San Faustin");
- Four out of eight members of Ternium's Board of Directors (including Ternium's Chairman) are also members of the Company's Board of Directors;
- Under the shareholders' agreement by and between the Company and Techint Holdings S.à.r.l, a wholly owned subsidiary of San Faustin and Ternium's main shareholder, dated January 9, 2006, Techint Holdings S.à.r.l, is required to take actions within its power to cause (a) one of the members of Ternium's Board of Directors to be nominated by the Company and (b) any director nominated by the Company to be only removed from Ternium's Board of Directors pursuant to previous written instructions of the Company.

b) Usiminas

At December 31, 2021, Tenaris held, through its Brazilian subsidiary Confab Industrial S.A. ("Confab"), 36.5 million ordinary shares and 1.3 million preferred shares of Usinas Siderúrgicas de Minas Gerais S.A. - Usiminas ("Usiminas"), representing 5.19% of its shares with voting rights and 3.07% of its total share capital.

Confab's acquisition of the Usiminas shares was part of a larger transaction performed on January 16, 2012, pursuant to which Tenaris's affiliate Ternium (through certain of its subsidiaries) and Confab acquired a large block of Usiminas ordinary shares and joined Usiminas' existing control group. Subsequently, in 2016, Ternium and Confab subscribed to additional ordinary shares and to preferred shares.

At December 31, 2021, the Usiminas control group held, in the aggregate, 483.6 million ordinary shares bound to the Usiminas shareholders' agreement, representing approximately 68.6% of Usiminas' voting capital. The Usiminas control group, which is bound by a long-term shareholders' agreement that governs the rights and obligations of Usiminas' control group members, is currently composed of three sub-groups: the T/T Group, comprising Confab and certain Ternium entities; the NSC Group, comprising Nippon Steel Corporation ("NSC"), Metal One Corporation and Mitsubishi Corporation; and Usiminas' pension fund Previdência Usiminas. The T/T Group holds approximately 47.1% of the total shares held by the control group (39.5% corresponding to the Ternium entities and the other 7.6% corresponding to Confab); the NSC Group holds approximately 45.9% of the total shares held by the control group; and Previdência Usiminas holds the remaining 7%.

B Group accounting (Cont.)

(2) *Non-consolidated companies (Cont.)*

b) Usiminas (Cont.)

The corporate governance rules reflected in the Usiminas shareholders agreement include, among others, an alternation mechanism for the nomination of each of the Chief Executive Officer (“CEO”) and the Chairman of the Board of Directors of Usiminas, as well as a mechanism for the nomination of other members of Usiminas’ executive board. The Usiminas shareholders agreement also provides for an exit mechanism consisting of a buy-and-sell procedure (exercisable at any time after November 16, 2022 and applicable with respect to shares held by NSC and the T/T Group), which would allow either Ternium or NSC to purchase all or a majority of the Usiminas shares held by the other shareholder.

Confab and the Ternium entities party to the Usiminas shareholders agreement have a separate shareholders agreement governing their respective rights and obligations as members of the T/T Group. Such separate agreement includes, among others, provisions granting Confab certain rights relating to the T/T Group’s nomination of Usiminas’ officers and directors under the Usiminas shareholders agreement. Those circumstances evidence that Tenaris has significant influence over Usiminas, and consequently, Tenaris accounts for its investment in Usiminas under the equity method (as defined by IAS 28).

c) Techgen

Techgen S.A. de C.V. (“Techgen”), which operates an electric power plant in Mexico, is a joint venture company owned 48% by Ternium, 30% by Tecpetrol International S.A. (“Tecpetrol”) and 22% by Tenaris. Tenaris, Ternium and Tecpetrol are parties to a shareholders’ agreement relating to the governance of Techgen. The Company, Ternium and Tecpetrol are under the indirect common control of San Faustin; consequently, Tenaris accounts its interest in Techgen under the equity method (as defined by IAS 28).

d) Global Pipe Company

Global Pipe Company (“GPC”) is a Saudi-German joint venture, established in 2010 and located in Jubail, Saudi Arabia, which manufactures LSAW pipes. Tenaris, through its subsidiary SSPC, currently owns 35% of the share capital of GPC. Through the shareholders agreement, SSPC is entitled to choose one of the five members of the Board of Directors of GPC. In addition, SSPC has the ability to block any shareholder resolution. Based on the facts stated above, the Company has determined that it has significant influence over this entity and accounts for its investment in GPC under the equity method (as defined by IAS 28).

Tenaris carries its investments in non-consolidated companies under the equity method, with no additional goodwill or intangible assets recognized. Tenaris reviews investments in non-consolidated companies for impairment whenever events or changes in circumstances indicate that the asset’s carrying amount may not be recoverable. At December 31, 2021, 2020 and 2019, no impairment provisions were recorded in any of the aforementioned investments. See note 13 to these Consolidated Financial Statements.

C Segment information

The Company is organized in one major business segment, Tubes, which is also the reportable operating segment.

The Tubes segment includes the production and sale of both seamless and welded steel tubular products and related services mainly for the oil and gas industry, particularly oil country tubular goods (“OCTG”) used in drilling operations, and for other industrial applications with production processes that consist in the transformation of steel into tubular products. Business activities included in this segment are mainly dependent on the oil and gas industry worldwide, as this industry is a major consumer of steel pipe products, particularly OCTG used in drilling activities. Demand for steel pipe products from the oil and gas industry has historically been volatile and depends primarily upon the number of oil and natural gas wells being drilled, completed and reworked, and the depth and drilling conditions of these wells. Sales are generally made to end users, with exports being done through a centrally managed global distribution network and domestic sales are made through local subsidiaries.

Others includes all other business activities and operating segments that are not required to be separately reported, including the production and selling of sucker rods, industrial equipment, coiled tubing, utility conduits for buildings, heat exchangers, oilfield services, energy and raw materials that exceed internal requirements.

C Segment information (Cont.)

Tenaris's Chief Operating Decision Maker ("CODM") holds monthly meetings with senior management, in which operating and financial performance information is reviewed, including financial information that differs from IFRS principally as follows:

- The use of direct cost methodology to calculate the inventories, while under IFRS it is at full cost, including absorption of production overheads and depreciations;
- The use of costs based on previously internally defined cost estimates, while, under IFRS, costs are calculated at historical cost, mainly on a FIFO basis;
- Other timing differences, if any.

Tenaris presents its geographical information in five areas: North America, South America, Europe, Middle East and Africa and Asia Pacific. For purposes of reporting geographical information, net sales are allocated to geographical areas based on the customer's location; allocation of assets, capital expenditures and associated depreciations and amortizations are based on the geographical location of the assets.

D Foreign currency translation

(1) Functional and presentation currency

IAS 21 (revised), "The effects of changes in foreign exchange rates" defines the functional currency as the currency of the primary economic environment in which an entity operates.

The functional and presentation currency of the Company is the U.S. dollar. The U.S. dollar is the currency that best reflects the economic substance of the underlying events and circumstances relevant to Tenaris's global operations.

Except for the Brazilian and Italian subsidiaries whose functional currencies are their local currencies, Tenaris determined that the functional currency of its other subsidiaries is the U.S. dollar, based on the following principal considerations:

- Sales are mainly negotiated, denominated and settled in U.S. dollars. If priced in a currency other than the U.S. dollar, the sales price may consider exposure to fluctuation in the exchange rate versus the U.S. dollar;
- Prices of their critical raw materials and inputs are priced and / or settled in U.S. dollars;
- Transaction and operational environment and the cash flow of these operations have the U.S. dollar as reference currency;
- Significant level of integration of the local operations within Tenaris's international global distribution network;
- Net financial assets and liabilities are mainly received and maintained in U.S. dollars;
- The exchange rate of certain legal currencies has long-been affected by recurring and severe economic crises.

(2) Transactions in currencies other than the functional currency

Transactions in currencies other than the functional currency are translated into the functional currency using the exchange rates prevailing at the date of the transactions or valuation where items are re-measured.

At the end of each reporting period: (i) monetary items denominated in currencies other than the functional currency are translated using the closing rates; (ii) non-monetary items that are measured in terms of historical cost in a currency other than the functional currency are translated using the exchange rates prevailing at the date of the transactions; and (iii) non-monetary items that are measured at fair value in a currency other than the functional currency are translated using the exchange rates prevailing at the date when the fair value was determined.

Foreign exchange gains and losses resulting from the settlement of such transactions and from the translation at year-end exchange rates of monetary assets and liabilities denominated in currencies other than the functional currency are recorded as gains and losses from foreign exchange and included in *Other financial results* in the Consolidated Income Statement, except when deferred in equity as qualifying cash flow hedges and qualifying net investment hedges.

D Foreign currency translation (Cont.)

(3) *Translation of financial information in currencies other than the functional currency*

Results of operations for subsidiaries whose functional currencies are not the U.S. dollar are translated into U.S. dollars at the average exchange rates for each quarter of the year. Financial statement positions are translated at the year-end exchange rates. Translation differences are recognized in a separate component of equity as currency translation adjustments. In the case of a sale or other disposal of any of such subsidiaries, any accumulated translation difference would be recognized in the Consolidated Income Statement as a gain or loss from the sale following IAS 21.

Goodwill and fair value adjustments arising from the acquisition of a foreign operation are treated as assets and liabilities of the foreign operation and translated at the closing rate.

E Property, plant and equipment

Property, plant and equipment are recognized at historical acquisition or construction cost less accumulated depreciation and impairment losses. Historical cost includes expenditure that is directly attributable to the acquisition of the items. Property, plant and equipment acquired through acquisitions accounted for as business combinations have been valued initially at the fair market value of the assets acquired.

Major overhaul and rebuilding expenditures are capitalized as property, plant and equipment only when it is probable that future economic benefits associated with the item will flow to the Company and the investment enhances the condition of assets beyond its original condition. The carrying amount of the replaced part is derecognized. Maintenance expenses on manufacturing properties are recorded as cost of products sold in the year in which they are incurred.

Cost may also include transfers from equity of any gains or losses on qualifying cash flow hedges of foreign currency purchases of property, plant and equipment.

Borrowing costs that are attributable to the acquisition or construction of certain capital assets are capitalized as part of the cost of the asset, in accordance with IAS 23 (revised), "Borrowing Costs". Assets for which borrowing costs are capitalized are those that require a substantial period of time to prepare for their intended use.

The depreciation method is reviewed at each year end. Depreciation is calculated using the straight-line method to depreciate the cost of each asset to its residual value over its estimated useful life, as follows:

Land	No Depreciation
Buildings and improvements	30-50 years
Plant and production equipment	10-40 years
Vehicles, furniture and fixtures, and other equipment	4-10 years

The assets' residual values and useful lives of significant plant and production equipment are reviewed and adjusted, if appropriate, at each year-end date. An asset's carrying amount is written down immediately to its recoverable amount if the asset's carrying amount is greater than its estimated recoverable amount.

Management's re-estimation of assets useful lives, performed in accordance with IAS 16, "Property, Plant and Equipment", resulted in additional depreciation expenses for 2020 of \$45 million and did not materially affect depreciation expenses for 2021 and 2019.

Tenaris depreciates each significant part of an item of property, plant and equipment for its different production facilities that (i) can be properly identified as an independent component with a cost that is significant in relation to the total cost of the item, and (ii) has a useful operating life that is different from another significant part of that same item of property, plant and equipment.

Gains and losses on disposals are determined by comparing the proceeds with the carrying amount of assets and are recognized under *Other operating income* or *Other operating expenses* in the Consolidated Income Statement.

F Intangible assets

(1) *Goodwill*

Goodwill represents the excess of the acquisition cost over the fair value of Tenaris's share of net identifiable assets acquired as part of business combinations determined mainly by independent valuations. Goodwill is tested at least annually for impairment and carried at cost less accumulated impairment losses. Impairment losses on goodwill are not reversed. Goodwill is included in the Consolidated Statement of Financial Position under *Intangible assets, net*.

For the purpose of impairment testing, goodwill is allocated to a cash generating unit ("CGU") or group of CGUs that are expected to benefit from the business combination which generated the goodwill being tested.

(2) *Information systems projects*

Costs associated with maintaining computer software programs are generally recognized as an expense as incurred. However, costs directly related to the development, acquisition and implementation of information systems are recognized as intangible assets if it is probable that they have economic benefits exceeding one year and comply with the recognition criteria of IAS 38, "Intangible Assets".

Information systems projects recognized as assets are amortized using the straight-line method over their useful lives, generally not exceeding a period of 3 years. Amortization charges are mainly classified as *Selling, general and administrative expenses* in the Consolidated Income Statement.

Management's re-estimation of assets useful lives, performed in accordance with IAS 38, resulted in additional amortization expenses for 2020 for \$11.1 million and did not materially affect amortization expenses for 2021 and 2019.

(3) *Licenses, patents, trademarks and proprietary technology*

Licenses, patents, trademarks, and proprietary technology acquired in a business combination are initially recognized at fair value at the acquisition date. Licenses, patents, proprietary technology and those trademarks that have a finite useful life are carried at cost less accumulated amortization. Amortization is calculated using the straight-line method to allocate the cost over their estimated useful lives, and does not exceed a period of 10 years. Amortization charges are mainly classified as *Selling, general and administrative expenses* in the Consolidated Income Statement.

The balance of acquired trademarks that have indefinite useful lives according to external appraisal amounts to \$86.7 million at December 31, 2021, 2020 and 2019, and are included in Hydril CGU. Main factors considered in the determination of the indefinite useful lives include the years that they have been in service and their recognition among customers in the industry.

Management's re-estimation of assets useful lives, performed in accordance with IAS 38, did not materially affect amortization expenses for 2021, 2020 and 2019.

(4) *Research and development*

Research expenditures as well as development costs that do not fulfill the criteria for capitalization are recorded as *Cost of sales* in the Consolidated Income Statement as incurred. Research and development expenditures included in *Cost of sales* for the years 2021, 2020 and 2019 totaled \$45.3 million, \$41.8 million and \$61.1 million, respectively.

Capitalized costs were not material for the years 2021, 2020 and 2019.

(5) *Customer relationships*

In accordance with IFRS 3, "Business Combinations" and IAS 38, Tenaris has recognized the value of customer relationships separately from goodwill attributable to the acquisition of Maverick Tube Corporation ("Maverick") and Hydril Company ("Hydril") groups, as well as the more recent acquisitions of Saudi Steel Pipes ("SSPC") and Ipsco Tubulars Inc. ("IPSCO").

F Intangible assets (Cont.)

(5) Customer relationships (Cont.)

Customer relationships acquired in a business combination are recognized at fair value at the acquisition date, have a finite useful life and are carried at cost less accumulated amortization. Amortization is calculated using the straight line method over the initial expected useful life of approximately 14 years for Maverick, 10 years for Hydril, 9 years for SSPC and 3 years for IPSCO.

As of December 31, 2021 the net book value of IPSCO's customer relationship amounts to \$25.7 million with a residual useful life of 1 year, SSPC's customer relationship amounts to \$54.7 million, with a residual useful life of 6 years, while Maverick's and Hydril's customer relationships are fully amortized.

Management's re-estimation of assets useful lives, performed in accordance with IAS 38, did not affect amortization expenses for 2021, 2020 and 2019.

G Right-of-use assets and lease liabilities

Leases are recognized as a right-of-use asset and a corresponding liability at the date at which the leased asset is available for use by the group. Each lease payment is allocated between the liability and finance cost. The finance cost is charged to profit or loss over the lease period so as to produce a constant periodic rate of interest on the remaining balance of the liability for each period. The right-of-use asset is depreciated over the lease term on a straight-line basis.

Lease liabilities include the net present value of i) fixed payments, less any lease incentives receivable, ii) variable lease payments that are based on an index or a rate, iii) amounts expected to be payable by the lessee under residual value guarantees, iv) the exercise price of a purchase option if the lessee is reasonably certain to exercise that option, and v) payments of penalties for terminating the lease, if the lease term reflects the lessee exercising that option.

The lease payments are discounted using the interest rate implicit in the lease. If that rate cannot be determined, the lessee's incremental borrowing rate is used, being the rate that the lessee would have to pay to borrow the funds necessary to obtain an asset of similar value in a similar economic environment with similar terms and conditions.

Right-of-use assets are measured at cost comprising the amount of the initial measurement of lease liability, any lease payments made at or before the commencement date less any lease incentives received and any initial direct costs incurred by the lessee.

In determining the lease term, management considers all facts and circumstances that create an economic incentive to exercise an extension option or early termination, or not to exercise a termination option. Extension options (or periods after termination options) are only included in the lease term if the lease is reasonably certain to be extended (or not terminated).

Payments associated with short-term leases and leases of low value assets are recognized on a straight-line basis as expenses in profit or loss. Short-term leases are leases with a lease term of 12 months or less.

H Impairment of non-financial assets

Long-lived assets including identifiable intangible assets are reviewed for impairment at the lowest level for which there are separately identifiable cash flows (CGU). Most of the Company's principal subsidiaries that constitute a CGU have a single main production facility and, accordingly, each of such subsidiaries represents the lowest level of asset aggregation that generates largely independent cash inflows.

Assets that are subject to amortization or depreciation are reviewed for impairment whenever events or changes in circumstances indicate that the carrying amount may not be recoverable. Intangible assets with indefinite useful lives, including goodwill, are subject to at least an annual impairment test, or are tested more frequently if events or circumstances indicate that the carrying amount value may be impaired. In some circumstances where there have not been significant changes to CGU assets and liabilities as well as external and internal events which could materially alter the recoverable amount of the CGU, the impairment test is not repeated annually.

H Impairment of non-financial assets (Cont.)

In assessing whether there is any indication that a CGU may be impaired, external and internal sources of information are analyzed. Material facts and circumstances specifically considered in the analysis usually include the discount rate used in Tenaris's cash flow projections and the business condition in terms of competitive, economic and regulatory factors, such as the cost of raw materials, oil and gas prices, and the evolution of the rig count.

An impairment loss is recognized for the amount by which the asset's carrying amount exceeds its recoverable amount. The recoverable amount is the higher between the asset's value in use and fair value less costs of disposal. Any impairment loss is allocated to reduce the carrying amount of the assets of the CGU in the following order:

- (a) first, to reduce the carrying amount of any goodwill allocated to the CGU; and
- (b) then, to the other assets of the unit (group of units) pro-rata on the basis of the carrying amount of each asset in the unit (group of units), considering not to reduce the carrying amount of the asset below the highest of its fair value less cost of disposal, its value in use or zero.

Value in use is calculated by discounting the estimated cash flows over a five year period (or higher if the period can be justified) based on forecasts approved by management. For the subsequent years beyond the five-year period, a terminal value is calculated based on perpetuity considering a nominal growth rate of 2% taking into account among others, mainly the historical inflation rate.

For purposes of calculating the fair value less costs of disposal, Tenaris uses the estimated value of future cash flows that a market participant could generate from the corresponding CGU.

Management judgment is required to estimate discounted future cash flows. Actual cash flows and values could vary significantly from the forecasted future cash flows and related values derived using discounting techniques.

Non-financial assets other than goodwill that suffered an impairment are reviewed for possible reversal at each reporting date. For more information on impairment charges see note 5 to these Consolidated Financial Statements.

I Other investments

Other investments consist primarily of investments in financial instruments and time deposits with a maturity of more than three months at the date of purchase.

Certain non-derivative financial assets that the Company held not for trading have been categorized as financial assets at fair value through other comprehensive income ("FVOCI"). They are carried at fair value and interest income from these financial assets is included in finance income using the effective interest rate method. Unrealized gains or losses are recorded as a fair value adjustment in the Consolidated Statement of Comprehensive Income and transferred to the Consolidated Income Statement when the financial asset is sold. Exchange gains and losses and impairments related to the financial assets are immediately recognized in the Consolidated Income Statement. FVOCI instruments with maturities greater than 12 months after the balance sheet date are included in non-current assets.

Other investments in financial instruments and time deposits are categorized as financial assets at fair value through profit or loss ("FVPL") because such investments are held for trading and their performance is evaluated on a fair value basis. The results of these investments are recognized in *Financial Results* in the Consolidated Income Statement.

Purchases and sales of financial investments are recognized as of their settlement date.

The fair values of quoted investments are generally based on current bid prices. If the market for a financial investment is not active or the securities are not listed, Tenaris estimates the fair value by using standard valuation techniques. See Section III Financial Risk Management.

J Inventories

Inventories are stated at the lower between cost and net realizable value. The cost of finished goods and goods in process is comprised of raw materials, direct labor, utilities, freights and other direct costs and related production overhead costs, and it excludes borrowing costs. The allocation of fixed production costs, including depreciation and amortization charges, is based on the normal level of production capacity. Inventories cost is mainly based on the FIFO method. Tenaris estimates net realizable value of inventories by grouping, where applicable, similar or related items. Net realizable value is the estimated selling price in the ordinary course of business, less any estimated costs of completion and selling expenses. Goods in transit as of year-end are valued based on the supplier's invoice cost.

Tenaris establishes an allowance for obsolete or slow-moving inventories related to finished goods, goods in process, supplies and spare parts. For slow moving or obsolete finished products, an allowance is established based on management's analysis of product aging. An allowance for obsolete and slow-moving inventory of supplies and spare parts is established based on management's analysis of such items to be used as intended and the consideration of potential obsolescence due to technological changes, aging and consumption patterns.

K Trade and other receivables

Trade and other receivables are recognized initially at fair value that corresponds to the amount of consideration that is unconditional unless they contain significant financing components. The Company holds trade receivables with the objective to collect the contractual cash flows and therefore measures them subsequently at amortized cost using the effective interest method. Due to the short-term nature, their carrying amount is considered to be the same as their fair value.

Tenaris applies the IFRS 9 "Financial Instruments" simplified approach to measure expected credit losses, which uses a lifetime expected loss allowance for all trade receivables. To measure the expected credit losses, trade receivables have been grouped based on shared credit risk characteristics and the days past due. The expected loss rates are based on the payment profiles of sales over a period of three years and the corresponding historical credit losses experienced within this period. The expected loss allowance also reflects current and forward-looking information on macroeconomic factors affecting the ability of each customer to settle the receivables.

L Cash and cash equivalents

Cash and cash equivalents are comprised of cash at banks, liquidity funds and short-term investments with a maturity of less than three months at the date of purchase which are readily convertible to known amounts of cash. Assets recorded in cash and cash equivalents are carried at fair market value or at historical cost which approximates fair market value.

In the Consolidated Statement of Financial Position, bank overdrafts are included in *Borrowings* in current liabilities.

For the purposes of the Consolidated Statement of Cash Flows, *Cash and cash equivalents* includes overdrafts.

M Equity

(1) Equity components

The Consolidated Statement of Changes in Equity includes:

- The value of share capital, legal reserve, share premium and other distributable reserves calculated in accordance with Luxembourg law;
- The currency translation adjustment, other reserves, retained earnings and non-controlling interest calculated in accordance with IFRS.

(2) Share capital

The Company has an authorized share capital of a single class of 2.5 billion shares having a nominal value of \$1.00 per share. Total ordinary shares issued and outstanding as of December 31, 2021, 2020 and 2019 are 1,180,536,830 with a par value of \$1.00 per share with one vote each. All issued shares are fully paid.

M Equity (Cont.)

(3) Dividends distribution by the Company to shareholders

Dividends distributions are recorded in the Company's financial statements when Company's shareholders have the right to receive the payment, or when interim dividends are approved by the Board of Directors in accordance with the by-laws of the Company.

Dividends may be paid by the Company to the extent that it has distributable retained earnings, calculated in accordance with Luxembourg law. See note 26 (iii) to these Consolidated Financial Statements.

N Borrowings

Borrowings are recognized initially at fair value net of transaction costs incurred and subsequently measured at amortized cost. Any difference between the proceeds (net of transaction costs) and the redemption amount is recognized in profit or loss over the period of the borrowings using the effective interest method.

O Current and deferred income tax

The income tax expense or credit for the period is the tax payable on the current period's taxable income based on the applicable income tax rate for each jurisdiction adjusted by changes in deferred tax assets and liabilities attributable to temporary differences and to unused tax losses. Tax is recognized in the Consolidated Income Statement, except for tax items recognized in other comprehensive income or directly in equity.

The current income tax charge is calculated on the basis of the tax laws enacted or substantively enacted at the reporting date in the countries where the Company's subsidiaries operate and generate taxable income. Management periodically evaluates positions taken in tax returns with respect to situations in which applicable tax regulations are subject to interpretation and establishes provisions when appropriate.

Deferred income tax is recognized applying the liability method on temporary differences arising between the tax bases of assets and liabilities and their carrying amounts in the financial statements. The temporary differences arise mainly from the effect of currency translation on depreciable fixed assets and inventories, depreciation on property, plant and equipment, valuation of inventories, provisions for pension plans and fair value adjustments of assets acquired in business combinations. Deferred tax assets are also recognized for net operating loss carry-forwards. Deferred tax assets and liabilities are measured at the tax rates that are expected to apply in the time period when the asset is realized or the liability is settled, based on tax laws that have been enacted or substantively enacted at the reporting date.

Management periodically evaluates positions taken in tax returns with respect to situations in which applicable tax regulation is subject to interpretation and considers whether it is probable that a taxation authority will accept an uncertain tax treatment. The Company measures its tax balances either based on the most likely amount or the expected value, depending on which method provides a better prediction of the resolution of the uncertainty.

Deferred tax assets are recognized to the extent that it is probable that future taxable income will be available against which the temporary differences can be utilized. At the end of each reporting period, Tenaris reassesses unrecognized deferred tax assets. Tenaris recognizes a previously unrecognized deferred tax asset to the extent that it has become probable that future taxable income will allow the deferred tax asset to be recovered.

Deferred tax liabilities and assets are not recognized for temporary differences between the carrying amount and tax basis of investments in foreign operations where the company is able to control the timing of the reversal of the temporary differences and it is probable that the differences will not reverse in the foreseeable future.

Deferred tax assets and liabilities are offset when there is a legally enforceable right to offset current tax assets and liabilities and when the deferred tax balances relate to the same taxation authority. Current tax assets and tax liabilities are offset where the entity has a legally enforceable right to offset and intends either to settle on a net basis, or to realize the asset and settle the liability simultaneously.

Deferred tax assets and liabilities are re-measured if tax rates change. These amounts are charged or credited to the Consolidated Income Statement or to the item *Other comprehensive income* in the Consolidated Statement of Comprehensive Income, depending on the account to which the original amount was charged or credited.

P Employee benefits

(1) Short-term obligations

Liabilities for wages and salaries are recognized in respect of employees' services up to the end of the reporting period and are measured at the amounts expected to be paid when the liabilities are settled. The liabilities are presented as current employee benefit obligations in the balance sheet.

(2) Post employment benefits

The Company has defined benefit and defined contribution plans. A defined benefit plan is a pension plan that defines an amount of pension benefit that an employee will receive on retirement, usually dependent on one or more factors such as age, years of service and compensation.

The liability recognized in the statement of financial position in respect of defined benefit pension plans is the present value of the defined benefit obligation at the end of the reporting period less the fair value of plan assets, if any. The defined benefit obligation is calculated annually (at year end) by independent actuaries using the projected unit credit method. The present value of the defined benefit obligation is determined by discounting the estimated future cash outflows using interest rates of high-quality corporate bonds that are denominated in the currency in which the benefits will be paid, and that have terms to maturity approximating to the terms of the related pension obligation.

Remeasurement gains and losses arising from experience adjustments and changes in actuarial assumptions are charged or credited to equity in *Other comprehensive income* in the period in which they arise. Past-service costs are recognized immediately in the Income Statement.

For defined benefit plans, net interest income / expense is calculated based on the surplus or deficit derived by the difference between the defined benefit obligations less fair value of plan assets. For defined contribution plans, the Company pays contributions to publicly or privately administered pension insurance plans on a mandatory, contractual or voluntary basis. The Company has no further payment obligations once the contributions have been paid. The contributions are recognized as employee benefit expenses when they are due. Prepaid contributions are recognized as an asset to the extent that a cash refund or a reduction in the future payments is available.

Tenaris sponsors funded and unfunded defined benefit pension plans in certain subsidiaries. The most significant are:

- An unfunded defined benefit employee retirement plan for certain senior officers. The plan is designed to provide certain benefits to those officers (additional to those contemplated under applicable labor laws) in case of termination of the employment relationship due to certain specified events, including retirement. This unfunded plan provides defined benefits based on years of service and final average salary. As of December 31, 2021 the outstanding liability for this plan amounts to \$37.7 million.
- Employees' service rescission indemnity: the cost of this obligation is charged to the Consolidated Income Statement over the expected service lives of employees. This provision is primarily related to the liability accrued for employees at Tenaris's Italian subsidiary. As from January 1, 2007 as a consequence of a change in an Italian law, employees were entitled to make contributions to external funds, thus, Tenaris's Italian subsidiary pays every year the required contribution to the funds with no further obligation. As a result, the plan changed from a defined benefit plan to a defined contribution plan effective from that date, but only limited to the contributions of 2007 onwards. As of December 31, 2021 the outstanding liability for this plan amounts to \$13.5 million.
- Funded retirement benefit plan held in the U.S. for the benefit of some employees hired prior a certain date, frozen for the purposes of credited service as well as determination of final average pay for the retirement benefit calculation. Plan assets consist primarily of investments in equities and money market funds. Additionally, an unfunded postretirement health and life plan is present that offers limited medical and life insurance benefits to the retirees, frozen to new participants. As of December 31, 2021 the outstanding liability for these plans amounts to \$10.6 million.
- Funded retirement benefit plans held in Canada for salary and hourly employees hired prior to a certain date based on years of service and, in the case of salaried employees, final average salary. Plan assets consist primarily of investments in equities and money market funds. Both plans were replaced for defined contribution plans. Effective June 2016 the salary plan was frozen for the purposes of credited service as well as determination of final average pay. As of December 31, 2021 the plan was overfunded and the net assets related to this plan amounted to \$4.6 million.

P Employee benefits (Cont.)

(3) Other long term benefits

During 2007, Tenaris launched an employee retention and long-term incentive program (the “Program”) applicable to certain senior officers and employees of the Company, who will be granted a number of units throughout the duration of the Program. The value of each of these units is based on Tenaris’s shareholders’ equity (excluding non-controlling interest). Also, the beneficiaries of the Program are entitled to receive cash amounts based on: (i) the amount of dividend payments made by Tenaris to its shareholders and (ii) the number of units held by each beneficiary to the Program. Until 2017 units were vested ratably over a period of four years and were mandatorily redeemed by the Company ten years after grant date, with the option of an early redemption at seven years after the grant date. Since 2018 units are vested ratably over the same period and are mandatorily redeemed by the Company seven years after grant date. The payment of the benefit is tied to the book value of the shares, and not to their market value. Tenaris valued this long-term incentive program as a long term benefit plan as classified in IAS 19, “Employee Benefits”.

As of December 31, 2021 and 2020, the outstanding liability corresponding to the Program amounts to \$84.2 million and \$82.4 million, respectively. The total value of the units granted (vested and unvested) to date under the program, considering the number of units and the book value per share as of December 31, 2021 and 2020, is \$99.6 million and \$108.7 million, respectively.

(4) Termination benefits

Termination benefits are payable when employment is terminated by Tenaris before the normal retirement date, or when an employee accepts voluntary redundancy in exchange for these benefits. Tenaris recognizes termination benefits at the earlier of the following dates: (a) when it can no longer withdraw the offer of those benefits; and (b) when the costs for a restructuring that is within the scope of IAS 37 and involves the payment of terminations benefits. In the case of an offer made to encourage voluntary redundancy, the termination benefits are measured based on the number of employees expected to accept the offer.

(5) Other compensation obligations

Employee entitlements to annual leave, long-service leave, sick leave and other bonuses and compensations obligations are accrued as earned.

Compensation to employees in the event of dismissal is charged to income in the year in which it becomes payable.

Q Provisions

Tenaris is subject to various claims, lawsuits and other legal proceedings, including customer claims, in which a third party is seeking payment for alleged damages, reimbursement for losses or indemnity. Tenaris’s potential liability with respect to such claims, lawsuits and other legal proceedings cannot be estimated with certainty. Management periodically reviews the status of each significant matter and assesses potential financial exposure. If, as a result of past events, a potential loss from a claim or proceeding is considered probable and the amount can be reliably estimated, a provision is recorded. Accruals for loss contingencies reflect a reasonable estimate of the losses to be incurred based on information available to management as of the date of preparation of the financial statements, and take into consideration Tenaris’s litigation and settlement strategies. These estimates are primarily constructed with the assistance of legal counsel. As the scope of liabilities become better defined, there may be changes in the estimates of future costs which could have a material adverse effect on its results of operations, financial condition and cash flows.

If Tenaris expects to be reimbursed for an accrued expense, as would be the case for an expense or loss covered under an insurance contract, and reimbursement is considered virtually certain, the expected reimbursement is recognized as a receivable.

This note should be read in conjunction with note 26 to these Consolidated Financial Statements.

R Trade and other payables

Trade and other payables are recognized initially at fair value, generally the nominal invoice amount and subsequently measured at amortized cost. They are presented as current liabilities unless payment is not due within twelve months after the reporting period. Due to the short-term nature their carrying amounts are considered to be the same as their fair value.

S Revenue recognition

Revenue comprises the fair value of the consideration received or receivable for the sale of goods and rendering of services in the ordinary course of Tenaris's activities. The revenue recognized by the Company is measured at the transaction price of the consideration received or receivable to which the Company is entitled to, reduced by estimated returns and other customer credits, such as discounts and volume rebates, based on the expected value to be realized and after eliminating sales within the group.

Revenue is recognized at a point in time or over time from sales when control has been transferred and there is no unfulfilled performance obligation that could affect the acceptance of the product by the customer. The control is transferred upon delivery. Delivery occurs when the products have been shipped to the specific location, the risks of obsolescence and loss have been transferred and either the customer has accepted the product in accordance with the sales contract, the acceptance provisions have lapsed or the Company has objective evidence that all criteria for acceptance have been satisfied, including all performance obligations. These conditions are determined and analyzed on a contract by contract basis to ensure that all performance obligations are fulfilled. In particular, Tenaris verifies customer acceptance of the goods, the satisfaction of delivery terms and any other applicable condition.

For bill and hold transactions revenue is recognized only to the extent that (a) the reason for the bill and hold arrangement must be substantive (for example, the customer has requested the arrangement); (b) the products have been specifically identified and are ready for delivery; (c) the Company does not have the ability to use the product or to direct it to another customer; (d) the usual payment terms apply.

The Company's contracts with customers do not provide any material variable consideration, other than discounts, rebates and right of return. Discounts and rebates are recognized based on the most likely value and rights of return are based on expected value considering past experience and contract conditions.

Where the contracts include multiple performance obligations, the transaction price is allocated to each performance obligation based on the stand-alone selling prices. Where these are not directly observable, they are estimated based on the expected cost plus margin.

There are no judgements applied by management that significantly affect the determination of timing of satisfaction of performance obligations, nor the transaction price and amounts allocated to different performance obligations.

Tenaris provides services related to goods sold, which represent a non-material portion of sales revenue and mainly include:

Pipe Management Services: This comprises mainly preparation of the pipes ready to be run, delivery to the customer, storage services and rig return.

Field Services: Comprises field technical support and running assistance.

These services are rendered in connection to the sales of goods and are attached to contracts with customers for the sale of goods. A significant portion of service revenue is recognized in the same period as the goods sold. There are no distinct uncertainties in the revenues and cash flows of the goods sold and services rendered as they are included in the same contract, have the same counterparty and are subject to the same conditions.

Revenue from providing services is recognized over time in the accounting period in which the services are rendered. The following inputs and outputs methods are applied to recognize revenue considering the nature of service:

Storage services: the Company provides storage services in owned or third-party warehouses, subject to a variable fee to be invoiced. This fee is determined based on the time that the customer maintains the material in the warehouse and the amount of the material stored. In the majority of cases, to quantify the amount to be invoiced in any given month, the monthly average fee of storage per ton is multiplied by the monthly average stock stored (in tons).

Freights: the Company recognized the revenue on a pro rata basis considering the units delivered and time elapsed.

Field services: the revenue is recognized considering output methods, in particular surveys of service completion provided by the customer.

S Revenue recognition (Cont.)

The Company does not expect to have any contracts where the period between the transfer of the promised goods or services to the customer and payment by the customer exceeds one year. As a consequence, considering that the contracts do not include any significant financing component, the Company does not adjust any of the transaction prices for the time value of money. For this reason, the Company is also applying the practical expedient not to disclose details on transaction prices allocated to the remaining performance obligations as of the end of the reporting period.

Tenaris only provides standard quality warranties assuring that the goods sold will function as expected or are fit for their intended purpose, with no incremental service to the customer. Accordingly, warranties do not constitute a separate performance obligation.

Other revenues earned by Tenaris are recognized on the following basis:

- Interest income: on the effective yield basis.
- Dividend income from investments in other companies: when Tenaris's right to receive payment is established.
- Construction contracts revenues is recognized in accordance with the stage of the project completion.

T Cost of sales and other selling expenses

Cost of sales and other selling expenses are recognized in the Consolidated Income Statement on the accrual basis of accounting.

Commissions, freights and other selling expenses, including shipping and handling costs, are recorded in *Selling, general and administrative expenses* in the Consolidated Income Statement.

U Earnings per share

Earnings per share are calculated by dividing the income attributable to owners of the parent by the daily weighted average number of common shares outstanding during the year.

There are no dilutive potential ordinary shares.

V Financial instruments

Non derivative financial instruments comprise investments in financial debt instruments and equity, time deposits, trade and other receivables, cash and cash equivalents, borrowings and trade and other payables.

The Company classifies its financial instruments according to the following measurement categories:

- those to be measured subsequently at fair value (either through OCI or through profit or loss), and
- those to be measured at amortised cost.

The classification depends on the Company's business model for managing the financial assets and contractual terms of the cash flows.

Financial assets are recognized on their settlement date. Financial assets are derecognized when the rights to receive cash flows from the financial assets have expired or have been transferred and the Company has transferred substantially all the risks and rewards of ownership.

At initial recognition, the Company measures a financial asset at its fair value plus, in the case of a financial asset not at fair value through profit or loss, transaction costs that are directly attributable to the acquisition of the financial asset. Transaction costs of financial assets carried at fair value through profit or loss are expenses in profit or loss.

V Financial instruments (Cont.)

Subsequent measurement of debt instruments depends on the Company's business model for managing the asset and the cash flow characteristics of the asset. There are three measurement categories into which the Company classifies its debt instruments:

Amortized Cost: Assets that are held for collection of contractual cash flows where those cash flows represent solely payments of principal and interest. Interest income from these financial assets is included in finance income using the effective interest rate method.

Exchange gains and losses and impairments related to the financial assets are immediately recognized in the Consolidated Income Statement.

Fair value through other comprehensive income: Assets that are held for collection of contractual cash flows and for selling the financial assets, where the assets' cash flows represent solely payments of principal and interest. Interest income from these financial assets is included in finance income using the effective interest rate method. Unrealized gains or losses are recorded as a fair value adjustment in the Consolidated Statement of Comprehensive Income and transferred to the Consolidated Income Statement when the financial asset is sold.

Fair value through profit and loss: Assets that do not meet the criteria for amortized cost or FVOCI. Changes in fair value of financial instruments at FVPL are immediately recognized in the Consolidated Income Statement.

Equity instruments are subsequently measured at fair value.

Accounting for derivative financial instruments and hedging activities is included within the Section III, Financial Risk Management.

III. FINANCIAL RISK MANAGEMENT

The multinational nature of Tenaris's operations and customer base exposes the Company to a variety of risks, mainly related to market risks (including the effects of changes in foreign currency exchange rates and interest rates), credit risk and capital market risk. In order to manage the volatility related to these exposures, management evaluates exposures on a consolidated basis, taking advantage of exposure netting. The Company or its subsidiaries may then enter into various derivative transactions in order to prevent potential adverse impacts on Tenaris's financial performance. Such derivative transactions are executed in accordance with internal policies and hedging practices.

A. Financial Risk Factors

(i) Capital Risk Management

Tenaris seeks to maintain a low debt to total equity ratio considering the industry and the markets where it operates. The year-end ratio of debt to total equity (where "debt" comprises financial borrowings and "total equity" is the sum of financial borrowings and equity) is 0.03 as of December 31, 2021 and 0.05 as of December 31, 2020. The Company does not have to comply with regulatory capital adequacy requirements.

(ii) Foreign exchange risk

Tenaris manufactures and sells its products in a number of countries throughout the world and consequently is exposed to foreign exchange rate risk. Since the Company's functional currency is the U.S. dollar the purpose of Tenaris's foreign currency hedging program is mainly to reduce the risk caused by changes in the exchange rates of other currencies against the U.S. dollar.

Tenaris's exposure to currency fluctuations is reviewed on a periodic and consolidated basis. A number of derivative transactions are performed in order to achieve an efficient coverage in the absence of operative or natural hedges. Almost all of these transactions are forward exchange rates contracts. See note 25 to these Consolidated Financial Statements.

Tenaris does not enter into derivative financial instruments for trading or other speculative purposes, other than non-material investments in structured products.

In the case of subsidiaries with functional currencies other than the U.S. dollar, the results of hedging activities, reported in accordance with IFRS, may not reflect entirely the management's assessment of its foreign exchange risk hedging program. Intercompany balances between Tenaris's subsidiaries may generate financial gains (losses) to the extent that functional currencies differ.

The value of Tenaris's financial assets and liabilities is subject to changes arising from the variation of foreign currency exchange rates. The following table provides a breakdown of Tenaris's main financial assets and liabilities (including foreign exchange derivative contracts) which impact the Company's profit and loss as of December 31, 2021 and 2020.

All amounts Long / (Short) in thousands of U.S. dollars	As of December 31,	
Currency Exposure / Functional currency	2021	2020
Argentine Peso / U.S. dollar	(95,073)	(39,561)
Euro / U.S. dollar	12,462	(291,362)
Saudi Arabian Riyal / U.S. dollar	(77,853)	(125,789)

The main relevant exposures correspond to:

- Argentine Peso / U.S. dollar

As of December 31, 2021 and 2020 consisting primarily of Argentine Peso-denominated financial, trade, social and fiscal payables at certain Argentine subsidiaries whose functional currency is the U.S. dollar. A change of 1% in the ARS/USD exchange rate would have generated a pre-tax gain / loss of \$1 million and \$0.4 million as of December 31, 2021 and 2020 respectively.

A. Financial Risk Factors (Cont.)

(ii) *Foreign exchange risk (Cont.)*

▪ Euro / U.S. dollar

As of December 31, 2021, consisting primarily of U.S. dollar-denominated intercompany liabilities at certain subsidiaries whose functional currency is the Euro, and 2020, consisting primarily of Euro-denominated intercompany liabilities at certain subsidiaries whose functional currency is the U.S. dollar. A change of 1% in the EUR/USD exchange rate would have generated a pre-tax gain / loss of \$0.1 million and \$2.9 million as of December 31, 2021 and 2020, respectively, which would have been to a large extent offset by changes in currency translation adjustment included in Tenaris's net equity position.

▪ Saudi Arabian Riyal / U. S. dollar

As of December 31, 2021 and 2020 consisting primarily of Saudi Arabian Riyal-denominated financial and trade payables. The Saudi Arabian Riyal is tied to the dollar.

Considering the balances held as of December 31, 2021 on financial assets and liabilities exposed to foreign exchange rate fluctuations, Tenaris estimates that the impact of a simultaneous 1% appreciation / depreciation movement in the levels of foreign currencies exchange rates relative to the U.S. dollar, would be a pre-tax gain / loss of \$3.1 million (including a loss / gain of \$0.5 million due to foreign exchange derivative contracts), which would be partially offset by changes to Tenaris's net equity position of \$0.2 million. For balances held as of December 31, 2020, a simultaneous 1% favorable / unfavorable movement in the foreign currencies exchange rates relative to the U.S. dollar, would have generated a pre-tax gain / loss of \$5.1 million (including a loss / gain of \$1 million due to foreign exchange derivative contracts), which would have been partially offset by changes to Tenaris's net equity position of \$2.3 million.

(iii) *Interest rate risk*

Tenaris is subject to interest rate risk on its investment portfolio and its debt. The Company uses a mix of variable and fixed rate debt in combination with its investment portfolio strategy. The Company may choose to enter into foreign exchange derivative contracts and / or interest rate swaps to mitigate the exposure to changes in the interest rates.

The following table summarizes the proportions of variable-rate and fixed-rate debt as of each year end.

	As of December 31,			
	2021		2020	
	Amount in thousands of U.S. dollars	%	Amount in thousands of U.S. dollars	%
Fixed rate (*)	187,036	57%	237,320	38%
Variable rate	143,897	43%	381,687	62%
Total	330,933		619,007	

(*) Out of the \$187 million fixed rate borrowings, \$175.2 million are short-term.

The Company estimates that, if market interest rates applicable to Tenaris's borrowings had been 100 basis points higher, then the additional pre-tax loss would have been \$5.2 million in 2021 and \$7.1 million in 2020.

(iv) *Credit risk*

Credit risk arises from cash and cash equivalents, deposits with banks and financial institutions, as well as credit exposures to customers, including outstanding receivables and committed transactions. The Company also actively monitors the creditworthiness of its treasury, derivative and insurance counterparties in order to minimize its credit risk.

There is no significant concentration of credit risk from customers. No single customer comprised more than 10% of Tenaris's net sales in 2021, 2020 and 2019.

A. Financial Risk Factors (Cont.)

(iv) Credit risk (Cont.)

Tenaris's credit policies related to sales of products and services are designed to identify customers with acceptable credit history and to allow Tenaris to require the use of credit insurance, letters of credit and other instruments designed to minimize credit risks whenever deemed necessary. Tenaris maintains allowances for impairment for potential credit losses. See Section II.K.

As of December 31, 2021 and 2020 trade receivables amounted to \$1,299.1 million and \$968.1 million respectively. Trade receivables have guarantees under credit insurance of \$175.8 million and \$134.9 million, letter of credit and other bank guarantees of \$17.8 million and \$47.8 million, and other guarantees of \$2.2 million and \$8.8 million as of December 31, 2021 and 2020 respectively.

As of December 31, 2021 and 2020, overdue trade receivables amounted to \$209.6 million and \$195.9 million, respectively. As of December 31, 2021 and 2020, overdue guaranteed trade receivables amounted to \$10.6 million and \$20.7 million; and the allowance for doubtful accounts amounted to \$47.1 million and \$53.7 million respectively. Both the allowance for doubtful accounts and the existing guarantees are sufficient to cover doubtful trade receivables.

(v) Counterparty risk

Tenaris has investment guidelines with specific parameters to limit issuer risk on marketable securities. Counterparties for derivatives and cash transactions are limited to high credit quality financial institutions, normally investment grade.

Approximately 77% of Tenaris's liquid financial assets corresponded to Investment Grade-rated instruments as of December 31, 2021, in comparison with approximately 88% as of December 31, 2020.

(vi) Liquidity risk

Tenaris financing strategy aims to maintain adequate financial resources and access to additional liquidity. During 2021, Tenaris has counted on cash flows from operations as well as additional bank financing to fund its transactions.

Management maintains sufficient cash and marketable securities to finance normal operations and believes that Tenaris also has appropriate access to market for short-term working capital needs.

Liquid financial assets as a whole (comprising cash and cash equivalents and other investments) were 7% and 12% of total assets at the end of 2021 and 2020, respectively.

Tenaris has a conservative approach to the management of its liquidity, which consists of i) cash and cash equivalents (cash in banks, liquidity funds and investments with a maturity of less than three months at the date of purchase), and ii) other investments (fixed income securities, time deposits, and fund investments).

Tenaris holds primarily investments in money market funds and variable or fixed-rate securities from investment grade issuers. As of December 31, 2021 Tenaris holds \$6 million in direct exposure to financial instruments issued by European sovereign counterparties, while it had no exposure to such instruments at the end of 2020.

Tenaris holds its investments primarily in U.S. dollars. As of December 31, 2021 and 2020, U.S. dollar denominated liquid assets plus investments denominated in other currencies hedged to the U.S. dollar represented approximately 87% and 95% of total liquid financial assets.

(vii) Commodity price risk

In the ordinary course of its operations, Tenaris purchases commodities and raw materials that are subject to price volatility caused by supply conditions, political and economic variables and other factors. As a consequence, Tenaris is exposed to risk resulting from fluctuations in the prices of these commodities and raw materials. Tenaris fixes the prices of such raw materials and commodities for short-term periods, typically not in excess of one year, in general Tenaris does not hedge this risk.

B. Category of financial instruments and classification within the fair value hierarchy

As mentioned in note II.A, the Company classifies its financial instruments in the following measurement categories: amortized cost, fair value through other comprehensive income and fair value through profit and loss. For financial instruments that are measured in the statement of financial position at fair value, IFRS 13, "Fair value measurement" requires a disclosure of fair value measurements by level according to the following fair value measurement hierarchy:

Level 1 - Quoted prices (unadjusted) in active markets for identical assets or liabilities.

Level 2 - Inputs other than quoted prices included within Level 1 that are observable for the asset or liability, either directly (that is, as prices) or indirectly (that is, derived from prices).

Level 3 - Inputs for the asset or liability that are not based on observable market data (that is, unobservable inputs).

The following tables present the financial instruments by category and levels as of December 31, 2021 and 2020.

(all amounts in thousands of U.S. dollars)

December 31, 2021	Carrying amount	Measurement Categories			At Fair Value		
		Amortized Cost	FVOCI	FVPL	Level 1	Level 2	Level 3
Assets							
<i>Cash and cash equivalents</i>	318,127	212,430	-	105,697	105,697	-	-
<i>Other investments</i>	397,849	239,742	158,107	-	158,107	-	-
<i>Fixed income (time-deposit, zero coupon bonds, commercial papers)</i>	239,742	239,742	-	-	-	-	-
Certificates of deposits	94,414	94,414	-	-	-	-	-
Commercial papers	30,062	30,062	-	-	-	-	-
Other notes	115,266	115,266	-	-	-	-	-
<i>Bonds and other fixed income</i>	158,107	-	158,107	-	158,107	-	-
Non - U.S. government securities	10,660	-	10,660	-	10,660	-	-
Corporates securities	147,447	-	147,447	-	147,447	-	-
<i>Derivative financial instruments</i>	11,315	-	-	11,315	-	11,315	-
<i>Other Investments Non-current</i>	320,254	-	312,619	7,635	312,619	-	7,635
Bonds and other fixed income	312,619	-	312,619	-	312,619	-	-
Other investments	7,635	-	-	7,635	-	-	7,635
<i>Trade receivables</i>	1,299,072	1,299,072	-	-	-	-	-
<i>Receivables C and NC (*)</i>	302,164	85,220	48,659	-	-	-	48,659
Other receivables	133,879	85,220	48,659	-	-	-	48,659
Other receivables (non-financial)	168,285	-	-	-	-	-	-
Total		1,836,464	519,385	124,647	576,423	11,315	56,294
Liabilities							
<i>Borrowings C and NC</i>	330,933	330,933	-	-	-	-	-
<i>Trade payables</i>	845,256	845,256	-	-	-	-	-
<i>Finance Lease Liabilities C and NC</i>	117,285	117,285	-	-	-	-	-
<i>Derivative financial instruments</i>	11,328	-	-	11,328	-	11,328	-
Total		1,293,474	-	11,328	-	11,328	-

(*) Includes balances related to interest in Venezuelan companies. See note 34 to these Consolidated Financial Statements.

B. Category of financial instruments and classification within the fair value hierarchy (Cont.)

(all amounts in thousands of U.S. dollars)

December 31, 2020	Carrying amount	Measurement Categories			At Fair Value		
		Amortized Cost	FVOCI	FVPL	Level 1	Level 2	Level 3
Assets							
<i>Cash and cash equivalents</i>	584,681	486,498	-	98,183	98,183	-	-
<i>Other investments</i>	872,488	763,697	108,791	-	108,791	-	-
<i>Fixed income (time-deposit, zero coupon bonds, commercial papers)</i>	763,697	763,697	-	-	-	-	-
U.S. Sovereign Bills	97,982	97,982	-	-	-	-	-
Non - U.S. Sovereign Bills	14,586	14,586	-	-	-	-	-
Certificates of deposits	222,132	222,132	-	-	-	-	-
Commercial papers	268,737	268,737	-	-	-	-	-
Other notes	160,260	160,260	-	-	-	-	-
<i>Bonds and other fixed income</i>	108,791	-	108,791	-	108,791	-	-
Non - U.S. government securities	20,219	-	20,219	-	20,219	-	-
Corporates securities	88,572	-	88,572	-	88,572	-	-
<i>Derivative financial instruments</i>	11,449	-	-	11,449	-	11,449	-
<i>Other Investments Non-current</i>	247,082	-	239,422	7,660	239,422	-	7,660
Bonds and other fixed income	239,422	-	239,422	-	239,422	-	-
Other investments	7,660	-	-	7,660	-	-	7,660
<i>Trade receivables</i>	968,148	968,148	-	-	-	-	-
<i>Receivables C and NC (*)</i>	232,152	90,330	48,659	-	-	-	48,659
Other receivables	138,989	90,330	48,659	-	-	-	48,659
Other receivables (non-financial)	93,163	-	-	-	-	-	-
Total		2,308,673	396,872	117,292	446,396	11,449	56,319
Liabilities							
<i>Borrowings C and NC</i>	619,007	619,007	-	-	-	-	-
<i>Trade payables</i>	462,105	462,105	-	-	-	-	-
<i>Finance Lease Liabilities C and NC</i>	257,343	257,343	-	-	-	-	-
<i>Derivative financial instruments</i>	3,217	-	-	3,217	-	3,217	-
Total		1,338,455	-	3,217	-	3,217	-

(*) Includes balances related to interest in Venezuelan companies. See note 34 to these Consolidated Financial Statements.

There were no transfers between levels during the year.

The fair value of financial instruments traded in active markets is based on quoted market prices at the reporting date. A market is regarded as active if quoted prices are readily and regularly available from an exchange, dealer, broker, industry group, pricing service, or regulatory agency, and those prices represent actual and regularly occurring market transactions on an arm's length basis. The quoted market price used for financial assets held by Tenaris is the current bid price. These instruments are included in Level 1 and comprise primarily corporate and sovereign debt securities.

The fair value of financial instruments that are not traded in an active market (such as certain debt securities, certificates of deposits with original maturity of more than three months, forward and interest rate derivative instruments) is determined by using valuation techniques which maximize the use of observable market data when available and rely as little as possible on entity specific estimates. If all significant inputs required to value an instrument are observable, the instrument is included in Level 2. Tenaris values its assets and liabilities included in this level using bid prices, interest rate curves, broker quotations, current exchange rates, forward rates and implied volatilities obtained from market contributors as of the valuation date.

If one or more of the significant inputs are not based on observable market data, the instruments are included in Level 3. Tenaris values its assets and liabilities in this level using observable market inputs and management assumptions which reflect the Company's best estimate on how market participants would price the asset or liability at measurement date. Main balances included in this level correspond to the Company interest in Venezuelan companies. See note 34 to these Consolidated Financial Statements.

B. Category of financial instruments and classification within the fair value hierarchy (Cont.)

The following table presents the changes in Level 3 assets:

(all amounts in thousands of U.S. dollars)	Year ended December 31,	
	2021	2020
At the beginning of the year	56,319	55,581
Addition / (decrease)	219	(3,604)
Increase due to business combinations	-	3,915
Currency translation adjustment and others	(244)	427
At the end of the year	56,294	56,319

C. Fair value estimation

Financial assets or liabilities classified at fair value through profit or loss are measured under the framework established by the IASB accounting guidance for fair value measurements and disclosures.

The fair values of quoted investments are generally based on current bid prices. If the market for a financial asset is not active or no market is available, fair values are established using standard valuation techniques.

The fair value of all outstanding derivatives is determined using specific pricing models that include inputs that are observable in the market or can be derived from or corroborated by observable data. The fair value of forward foreign exchange contracts is calculated as the net present value of the estimated future cash flows in each currency, based on observable yield curves, converted into U.S. dollars at the spot rate of the valuation date.

Borrowings are classified under other financial liabilities and measured at their amortized cost. Tenaris estimates that the fair value of its main financial liabilities is approximately 99.6% and 100.0% of its carrying amount (including interests accrued) in 2021 and 2020 respectively. Fair values were calculated using standard valuation techniques for floating rate instruments and comparable market rates for discounting cash flows.

The carrying amount of investments valued at amortized cost approximates its fair value.

D. Accounting for derivative financial instruments and hedging activities

Derivative financial instruments are initially recognized in the statement of financial position at fair value through profit and loss on each date a derivative contract is entered into and are subsequently remeasured at fair value. Specific tools are used for calculation of each instrument's fair value and these tools are tested for consistency on a monthly basis. Market rates are used for all pricing operations. These include exchange rates, deposit rates and other discount rates matching the nature of each underlying risk.

As a general rule, Tenaris recognizes the full amount related to the change in fair value of derivative financial instruments in *Financial Results* in the Consolidated Income Statement.

Tenaris designates certain derivatives and non-derivative financial liabilities as hedges of particular risks associated with recognized assets or liabilities or highly probable forecast transactions. These transactions are classified as cash flow hedges. The effective portion of the fair value of derivatives that are designated and qualify as cash flow hedges is recognized in equity. Similarly the effective portion of the foreign exchange result on the designated leasing liability is recognized in equity. Amounts accumulated in equity are then recognized in the income statement in the same period as the offsetting losses and gains on the hedged item. The gain or loss relating to the ineffective portion is recognized immediately in the income statement. The fair value of Tenaris's derivative financial instruments (assets or liabilities) continues to be reflected in the statement of financial position. The lease liability will be recognized on the balance sheet at each period end at the exchange rate as of the end of each month. The full fair value of a hedging derivative and the leasing liability is classified as a current or non-current asset or liability according to its expiry date.

D. Accounting for derivative financial instruments and hedging activities (Cont.)

For transactions designated and qualifying for hedge accounting, Tenaris documents at the inception of the transaction the relationship between hedging instruments and hedged items, as well as its risk management objectives and strategy for undertaking various hedge transactions. Tenaris also documents its assessment on an ongoing basis, of whether the hedging instrument are highly effective in offsetting changes in the fair value or cash flow of hedged items. At December 31, 2021 and 2020, the effective portion of designated cash flow hedges which is included in *Other Reserves* in equity amounted to \$1.3 million credit and \$4.8 million debit respectively.

The fair values of various derivative instruments used for hedging purposes and the movements of the hedging reserve included within *Other Reserves* in equity are disclosed in note 25 to these Consolidated Financial Statements.

IV. OTHER NOTES TO THE CONSOLIDATED FINANCIAL STATEMENTS

(In the notes all amounts are shown in thousands of U.S. dollars, unless otherwise stated)

1 Segment information

As mentioned in section II.C, the Segment Information is disclosed as follows:

Reportable operating segments

(All amounts in millions of U.S. dollars)

Year ended December 31, 2021	Tubes	Other	Total
IFRS - Net Sales	5,994	528	6,521
Management view - operating income	178	65	243
Difference in cost of sales	443	30	473
Differences in depreciation and amortization	-	(1)	(1)
Differences in other operating income (expenses), net	(8)	1	(8)
IFRS - operating income	613	95	708
Financial income (expense), net			23
Income before equity in earnings of non-consolidated companies and income tax			731
Equity in earnings of non-consolidated companies			513
Income before income tax			1,243
Capital expenditures	226	14	240
Depreciation and amortization	575	20	595
Year ended December 31, 2020	Tubes	Other	Total
IFRS - Net Sales	4,844	303	5,147
Management view - operating (loss)	(277)	(50)	(327)
Difference in cost of sales	(138)	4	(134)
Differences in depreciation and amortization	1	(1)	-
Differences in selling, general and administrative expenses	(2)	-	(2)
Differences in other operating income (expenses), net	(200)	-	(200)
IFRS - operating (loss)	(616)	(47)	(663)
Financial income (expense), net			(65)
(Loss) before equity in earnings of non-consolidated companies and income tax			(728)
Equity in earnings of non-consolidated companies			109
(Loss) before income tax			(619)
Capital expenditures	189	4	193
Depreciation and amortization	661	18	679
Year ended December 31, 2019	Tubes	Other	Total
IFRS - Net Sales	6,870	424	7,294
Management view - operating income	857	73	930
Difference in cost of sales	(105)	3	(102)
Differences in depreciation and amortization	(1)	-	(1)
Differences in selling, general and administrative expenses	(1)	1	-
Differences in other operating income (expenses), net	6	-	6
IFRS - operating income	756	77	833
Financial income (expense), net			19
Income before equity in earnings of non-consolidated companies and income tax			852
Equity in earnings of non-consolidated companies			82
Income before income tax			934
Capital expenditures	338	12	350
Depreciation and amortization	523	17	540

Transactions between segments, which were eliminated in consolidation, are mainly related to sales of scrap, energy, surplus raw materials and others from the Other segment to the Tubes segment for \$45.6 million, \$16.9 million and \$36.2 million in 2021, 2020 and 2019, respectively.

There are no material differences between IFRS and management view in total revenues and by reportable segments.

The differences between operating income under IFRS view and the management view are mainly related to the cost of goods sold, reflecting the effect of raw materials prices increases on the valuation of the replacement cost considered for management view compared to IFRS cost calculated at historical cost on a FIFO basis, and other timing differences.

The main difference in *Other operating income (expenses)*, net for the twelve-month period ended in December 31, 2020, is attributable to the impairment of the goodwill, which residual value in the management view differed from IFRS.

In addition to the amounts reconciled above, the main differences in net income arise from the impact of functional currencies on financial result, deferred income taxes as well as the result of investment in non-consolidated companies.

1 Segment information (Cont.)

Geographical information

(all amounts in thousands of U.S. dollars)

	North America	South America	Europe	Middle East & Africa	Asia Pacific	Unallocated (*)	Total
Year ended December 31, 2021							
Net sales	3,360,345	1,311,279	742,463	857,120	250,000	-	6,521,207
Total assets	7,992,946	2,399,448	1,727,573	581,204	364,486	1,383,774	14,449,431
Trade receivables	652,483	234,800	180,515	146,125	85,149	-	1,299,072
Property, plant and equipment, net	3,805,912	984,413	742,461	221,859	70,156	-	5,824,801
Capital expenditures	106,118	63,723	43,344	6,689	19,644	-	239,518
Depreciation and amortization	307,116	125,781	89,667	41,528	30,629	-	594,721
Year ended December 31, 2020							
Net sales	2,179,949	776,235	642,793	1,227,532	320,225	-	5,146,734
Total assets	8,071,574	1,868,458	1,461,738	804,559	552,508	957,352	13,716,189
Trade receivables	411,692	115,972	139,427	210,194	90,863	-	968,148
Property, plant and equipment, net	3,971,101	1,050,619	823,057	242,939	105,465	-	6,193,181
Capital expenditures	71,531	63,111	39,691	10,452	8,537	-	193,322
Depreciation and amortization	408,546	106,827	84,518	44,259	34,656	-	678,806
Year ended December 31, 2019							
Net sales	3,429,911	1,391,288	738,880	1,382,172	351,804	-	7,294,055
Total assets	7,885,120	2,227,044	2,282,775	958,424	609,663	879,965	14,842,991
Trade receivables	612,809	176,173	149,321	319,406	90,451	-	1,348,160
Property, plant and equipment, net	3,771,570	1,129,260	816,721	254,858	117,608	-	6,090,017
Capital expenditures	169,390	113,999	55,169	4,578	7,038	-	350,174
Depreciation and amortization	276,046	105,308	82,400	42,520	33,247	-	539,521

(*) For 2021, 2020 and 2019 includes *Investments in non-consolidated companies*. See note 13 to these Consolidated Financial Statements.

There are no revenues from external customers attributable to the Company's country of incorporation (Luxembourg).

The principal countries from which the Company derives its revenues are USA (35%), Argentina, Mexico, Canada, Brazil, Italy and Saudi Arabia.

Revenue is mainly recognized at a point in time to direct customers, when control has been transferred and there is no unfulfilled performance obligation that could affect the acceptance of the product by the customer. Revenues related to governmental institutions represents approximately 23%, 24% and 21% in 2021, 2020 and 2019 respectively.

Tubes segment revenues by market:

Revenues Tubes (in millions of U.S. dollars)	2021	2020	2019
Oil and Gas	4,944	4,073	5,757
Hydrocarbon Processing and Power Generation	444	371	534
Industrial and Other	606	400	579
Total	5,994	4,844	6,870

At December 31, 2021, 2020 and 2019, the Company recognized contract liabilities related to customer advances in the amount of \$92.4 million, \$48.7 million and \$82.7 million, respectively. These amounts related to years 2020 and 2019 were reclassified to revenues during the subsequent year. In these periods, no significant adjustments in revenues were performed related to previously satisfied performance obligations.

2 Cost of sales

(all amounts in thousands of U.S. dollars)	Year ended December 31,		
	2021	2020	2019
Inventories at the beginning of the year	1,636,673	2,265,880	2,524,341
Increase in inventory due to business combinations	-	199,589	52,966
Decrease in inventory due to sale of subsidiaries	(10,662)	-	-
Plus: Charges of the year			
Raw materials, energy, consumables and other	3,841,551	1,545,688	2,709,629
Services and fees	208,472	154,976	222,415
Labor cost (*)	824,071	757,359	870,261
Depreciation of property, plant and equipment	448,843	503,725	428,791
Amortization of intangible assets	7,645	8,121	5,948
Depreciation of right-of-use assets	35,910	40,127	28,727
Maintenance expenses	129,350	107,764	284,758
Allowance for obsolescence	23,296	35,809	29,138
Taxes	40,887	45,162	100,738
Other	98,159	59,790	115,663
	5,647,522	3,458,110	4,849,034
Less: Inventories at the end of the year	(2,672,593)	(1,636,673)	(2,265,880)
	4,611,602	4,087,317	5,107,495

(*) For the year ended December 2021, 2020 and 2019, labor cost includes approximately \$12.8 million, \$81.3 million and \$17.2 million respectively of severance indemnities related to the adjustment of the workforce to market conditions.

3 Selling, general and administrative expenses

(all amounts in thousands of U.S. dollars)	Year ended December 31,		
	2021	2020	2019
Services and fees	115,303	115,883	153,773
Labor cost (*)	426,414	444,436	481,854
Depreciation of property, plant and equipment	22,924	26,814	18,524
Amortization of intangible assets	63,874	82,355	41,967
Depreciation of right-of-use assets	15,525	17,664	15,564
Commissions, freight and other selling expenses	415,895	310,815	441,442
Provisions for contingencies	24,998	11,957	28,565
Allowances for doubtful accounts	(4,297)	4,644	(16,256)
Taxes	78,800	63,234	110,876
Other	47,133	41,425	89,665
	1,206,569	1,119,227	1,365,974

(*) For the year ended December 2021, 2020 and 2019, labor cost includes approximately \$15.8 million, \$61.2 million and \$7.4 million respectively of severance indemnities related to the adjustment of the workforce to market conditions.

4 Labor costs (included in Cost of sales and in Selling, general and administrative expenses)

(all amounts in thousands of U.S. dollars)	Year ended December 31,		
	2021	2020	2019
Wages, salaries and social security costs	1,170,562	1,036,211	1,274,474
Severance indemnities	28,625	142,458	24,637
Defined contribution plans	12,608	12,442	12,663
Pension benefits - defined benefit plans	13,353	11,097	18,207
Employee retention and long-term incentive program	25,337	(413)	22,134
	1,250,485	1,201,795	1,352,115

4 Labor costs (included in Cost of sales and in Selling, general and administrative expenses) (Cont.)

The following table shows the geographical distribution of the employees:

Country	2021	2020	2019
Mexico	5,474	4,501	5,370
Argentina	5,169	4,376	5,405
USA	2,684	1,596	2,255
Italy	2,011	2,039	2,144
Brazil	1,817	1,360	1,360
Romania	1,725	1,552	1,815
Colombia	1,009	746	1,040
Canada	758	561	772
Indonesia	506	521	616
Japan	379	399	400
Other	1,244	1,377	2,023
	22,776	19,028	23,200

5 Impairment charge

Tenaris's main source of revenue is the sale of products and services to the oil and gas industry, and the level of such sales is sensitive to international oil and gas prices and their impact on drilling activities.

The Company conducts regular assessments of the carrying values of its assets. The recoverable value was based on the value in use. The main key assumptions used in estimating the value in use are discount rate, growth rate and competitive, economic and regulatory factors applied to determine cash flow projections, such as oil and gas prices, average number of active oil and gas drilling rigs (rig count) and raw material costs.

For purposes of assessing key assumptions, to estimate discounted future cash flows, the Company uses external sources of information and management judgment based on past experience and expectations. Management has determined the value of each of the key assumptions as follows:

- Discount rate: based on the applicable weighted average cost of capital ("WACC"), which is considered to be a good indicator of capital cost, taking into account the industry, country and size of the business. For each CGU where assets are allocated, a specific WACC was determined. In 2021, the main discount rates used were in a range between 10.9% and 18.8%.
- Growth rate: considers mainly the inflation impact on prices and costs, the long-term evolution of the oil and gas industry, the higher demand to offset depletion of existing fields and the Company's expected market penetration. In 2021, a nominal growth rate of 2% was considered.
- Oil and gas prices: based on industry analysts' reports and management's expectations of market development.
- Rig count: based on information published by Baker Hughes and management's expectations.
- Raw material costs: based on industry analysts' reports and management's expectations.

In December, 2021, as a result of the expected termination of our NKKTubes joint venture, which represented an impairment indicator for its assets, an impairment test was conducted, resulting in a charge of \$57 million that totally reduced the carrying amounts of property, plant and equipment and intangible assets. The total amount was allocated to the Tubes segment. Remaining carrying amounts after the recognition of impairment charges amounted to \$53 million mainly related to working capital.

For the year 2020 a charge of approximately \$622 million, impacting the carrying value of goodwill of the CGUs OCTG-USA, IPSCO and Coiled Tubing for \$225 million, \$357 million and \$4 million respectively, and the carrying value of property, plant and equipment of the CGU Rods-USA for \$36 million was recorded. Out of the total amount, \$582 million were allocated to the Tubes segment.

No impairment charges were recorded for the year 2019.

6 Other operating income and expenses

(all amounts in thousands of U.S. dollars)	Year ended December 31,		
	2021	2020	2019
<i>Other operating income</i>			
Net income from other sales	10,694	9,891	8,651
Net rents	5,314	5,501	5,089
Tax recovery in Brazilian subsidiaries (*)	35,568	8,164	-
Other (**)	16,290	9,837	8,025
Recovery on allowance for doubtful receivables	379	-	1,239
	68,245	33,393	23,004
<i>Other operating expenses</i>			
Contributions to welfare projects and non-profit organizations	6,697	12,989	11,199
Allowance for doubtful receivables	-	1,263	-
	6,697	14,252	11,199

(*) On May 13, 2021, the Brazilian Supreme Court issued a final judgment which confirmed that the methodology for calculating PIS and COFINS (Federal Social Contributions on Gross Revenues) tax claims to which taxpayers are entitled to, should exclude from its base the total output of ICMS, calculated on a gross basis. This decision led to a recognition of approximately \$53 million tax credit in Brazilian subsidiaries, out of which \$36 million were recognized in other operating income and \$17 million in financial results (impacting in Finance Income and Finance Cost). In addition the tax charge related to this gain amounted to \$12 million.

(**) On November 1, 2021 the Company transferred 100% of the shares of Geneva Structural Tubes LLC ("Geneva") to MKK USA Inc., a subsidiary of Maruichi Steel Tube Ltd of Japan for an aggregate price of \$24.3 million. The gain of this transaction ascended to approximately \$6.8 million.

7 Financial results

(all amounts in thousands of U.S. dollars)	Year ended December 31,		
	2021	2020	2019
Interest Income	38,048	21,625	48,061
Net result on changes in FV of financial assets at FVPL	-	-	(64)
Impairment result on financial assets at FVTOCI	-	(3,238)	-
Finance income (*)	38,048	18,387	47,997
Finance cost	(23,677)	(27,014)	(43,381)
Net foreign exchange transactions results (**)	17,287	(74,422)	27,868
Foreign exchange derivatives contracts results (***)	(7,966)	19,644	(11,616)
Other	(1,026)	(1,590)	(1,585)
Other financial results	8,295	(56,368)	14,667
Net financial results	22,666	(64,995)	19,283

(*) *Finance Income:*

In 2021, 2020 and 2019 includes \$3.3 million, \$6.5 million and \$7.6 million of interest related to instruments carried at FVPL, respectively. In 2021 also includes \$18 million of non-financial interest related to PIS and COFINS taxes recovery in Brazilian subsidiaries. For more information, see note 6 to these Consolidated Financial Statements.

(**) *Net foreign exchange transactions results:*

In 2021 mainly includes the result from Euro depreciation against the U.S. dollar on Euro denominated intercompany liabilities in subsidiaries with functional currency U.S. dollar, largely offset by an increase in currency translation adjustment reserve from an Italian subsidiary, together with the result from the Argentine peso and Japanese yen depreciation against the U.S. dollar on Argentine peso and Japanese yen denominated trade, financial, social, and fiscal payables at subsidiaries with functional currency U.S. dollar.

In 2020 mainly includes the negative impact from Euro appreciation against the U.S. dollar on Euro denominated intercompany liabilities in subsidiaries with functional currency U.S. dollar, largely offset by the currency translation adjustment reserve from our Italian subsidiary, together with the negative impact from Brazilian Real depreciation against the U.S. dollar on U.S. dollar denominated intercompany liabilities in subsidiaries with functional currency Brazilian Real, largely offset by the currency translation adjustment reserve from our Brazilian subsidiaries. Also includes the negative result from the Mexican peso depreciation against the U.S. dollar on peso denominated trade, social, fiscal and financial positions at Mexican subsidiaries with functional currency U.S. dollar.

In 2019 mainly includes the result from the Argentine peso depreciation against the U.S. dollar on peso denominated financial, trade, social and fiscal payables and receivables at Argentine subsidiaries with functional currency U.S. dollar.

(***) *Foreign exchange derivatives contracts results:*

In 2021 includes mainly losses on derivatives covering net liabilities in Euro and Japanese yen, partially offset by gains on derivatives covering net receivables in Brazilian real.

In 2020 includes mainly gain on derivatives covering net receivables in Mexican peso, Brazilian real and Canadian dollar and net payables in Euro.

In 2019 includes mainly losses on derivatives covering net payables in Argentine peso and Euro and net receivables in Canadian dollar.

8 Income tax

(all amounts in thousands of U.S. dollars)

	Year ended December 31,		
	2021	2020	2019
Current tax	(215,467)	(121,048)	(299,692)
Deferred tax	26,019	97,898	97,240
Tax charge	(189,448)	(23,150)	(202,452)

The tax on Tenaris's income before tax differs from the theoretical amount that would arise using the tax rate in each country as follows:

	Year ended December 31,		
	2021	2020	2019
(all amounts in thousands of U.S. dollars)			
Income (loss) before income tax	1,242,766	(619,267)	933,710
Less impairment charges (non-deductible)	57,075	622,402	-
Income before income tax without impairment charges	1,299,841	3,135	933,710
Tax calculated at the tax rate in each country	(209,765)	21,052	(186,752)
Effect of currency translation on tax base	(76,043)	(72,936)	(53,296)
Changes in the tax rates	(29,881)	(958)	13
Utilization of previously unrecognized tax losses	966	98	547
Tax revaluation, withholding tax and others	125,275	29,594	37,036
Tax charges	(189,448)	(23,150)	(202,452)

Effect of currency translation on tax base, Tenaris applies the liability method to recognize deferred income tax on temporary differences between the tax bases of assets / liabilities and their carrying amounts in the financial statements. By application of this method, Tenaris recognizes gains and losses on deferred income tax due to the effect of the change in the value on the tax bases in subsidiaries (mainly Argentina and Mexico), which have a functional currency different than their local currency. These gains and losses are required by IFRS even though the revalued / devalued tax bases of the relevant assets will not result in any deduction / obligation for tax purposes in future periods.

Changes in the tax rates includes mainly the effect of the increase in the corporate income tax rate in Argentina from 25% to 35% for fiscal years starting January 1, 2021.

Tax revaluation, withholding tax and others, includes a net tax income of \$113 million, \$61 million and \$66 million for 2021, 2020 and 2019 respectively related to the tax revaluation regimes in Argentina and Mexico. It also includes a charge of \$23 million, \$10 million and \$34 million for 2021, 2020 and 2019 respectively related to withholding taxes for intra-group international operations.

9 Dividends distribution

On November 3, 2021, the Company's Board of Directors approved the payment of an interim dividend of \$0.13 per share (\$0.26 per ADS), or approximately \$153 million, payable on November 24, 2021, with an ex-dividend date of November 22, 2021.

On May 3, 2021, the Company's Shareholders approved an annual dividend in the amount of \$0.21 per share (\$0.42 per ADS) for an aggregate amount of approximately \$248 million. The amount approved included the interim dividend previously paid on November 25, 2020 in the amount of \$0.07 per share (\$0.14 per ADS). The balance, amounting to \$0.14 per share (\$0.28 per ADS), was paid on May 26, 2021.

For the year 2019, the Company paid dividends for an aggregate amount of approximately \$153 million, which corresponded to the interim dividend in the amount of \$0.13 per share (\$0.26 per ADS) paid in November 2019. On June 2, 2020, the Company's Shareholders approved that, as a consequence of liquidity preservation initiatives, no further dividends –beyond the interim dividend- be distributed in respect of fiscal year 2019.

On May 6, 2019, the Company's Shareholders approved an annual dividend in the amount of \$0.41 per share (\$0.82 per ADS). The amount approved included the interim dividend previously paid on November 21, 2018 in the amount of \$0.13 per share (\$0.26 per ADS). The balance, amounting to \$0.28 per share (\$0.56 per ADS), was paid on May 22, 2019. In the aggregate, the interim dividend paid in November 2018 and the balance paid in May 2019 amounted to approximately \$484 million.

10 Property, plant and equipment, net

(all amounts in thousands of U.S. dollars)

	Land and civil buildings	Industrial buildings, plant and production equipment	Vehicles, furniture and fixtures	Work in progress	Spare parts and equipment	Total
Year ended December 31, 2021						
Cost						
Values at the beginning of the year	839,584	13,079,545	414,757	102,226	61,893	14,498,005
Currency translation adjustment	(5,084)	(138,839)	(5,042)	(365)	(569)	(149,899)
Additions	8	15,238	1,171	192,470	4,830	213,717
Transfers / Reclassifications	2,448	148,037	17,688	(146,752)	-	21,421
Decrease due to sale of subsidiaries (*)	(200)	(4,310)	(62)	-	-	(4,572)
Disposals / Consumptions	(6,652)	(35,130)	(7,582)	(150)	(6,632)	(56,146)
Values at the end of the year	830,104	13,064,541	420,930	147,429	59,522	14,522,526
Depreciation and impairment						
Accumulated at the beginning of the year	132,458	7,830,120	342,246	-	-	8,304,824
Currency translation adjustment	(1,292)	(97,236)	(4,621)	-	-	(103,149)
Depreciation charge	9,736	440,316	21,715	-	-	471,767
Impairment charge (See note 5)	-	51,470	780	-	4,421	56,671
Decrease due to sale of subsidiaries (*)	-	(567)	(53)	-	-	(620)
Disposals / Consumptions	(961)	(24,379)	(6,428)	-	-	(31,768)
Accumulated at the end of the year	139,941	8,199,724	353,639	-	4,421	8,697,725
At December 31, 2021	690,163	4,864,817	67,291	147,429	55,101	5,824,801

(all amounts in thousands of U.S. dollars)

	Land and civil buildings	Industrial buildings, plant and production equipment	Vehicles, furniture and fixtures	Work in progress	Spare parts and equipment	Total
Year ended December 31, 2020						
Cost						
Values at the beginning of the year	799,139	12,468,813	399,724	108,308	60,602	13,836,586
Currency translation adjustment	(545)	72,650	443	(2,095)	(162)	70,291
Increase due to business combinations (**)	39,622	440,366	7,195	16,255	-	503,438
Additions	1,451	1,524	620	157,315	6,845	167,755
Transfers / Reclassifications	5,881	157,473	15,586	(176,589)	-	2,351
Disposals / Consumptions	(5,964)	(61,281)	(8,811)	(968)	(5,392)	(82,416)
Values at the end of the year	839,584	13,079,545	414,757	102,226	61,893	14,498,005
Depreciation and impairment						
Accumulated at the beginning of the year	121,468	7,302,135	322,966	-	-	7,746,569
Currency translation adjustment	(288)	56,560	405	-	-	56,677
Depreciation charge	11,368	492,973	26,198	-	-	530,539
Transfers / Reclassifications	(1)	349	(475)	-	-	(127)
Impairment charge (See note 5)	-	36,000	-	-	-	36,000
Disposals / Consumptions	(89)	(57,897)	(6,848)	-	-	(64,834)
Accumulated at the end of the year	132,458	7,830,120	342,246	-	-	8,304,824
At December 31, 2020	707,126	5,249,425	72,511	102,226	61,893	6,193,181

(*) Related to Geneva sale. See note 6 to these Consolidated Financial Statements.

(**) Related to IPSCO acquisition. See note 33 to these Consolidated Financial Statements.

Property, plant and equipment include capitalized interests for net amounts at December 31, 2021 and 2020 of \$32 million and \$33.6 million, respectively. There were no interests capitalized during 2021 and 2020.

Government grants recognized as a reduction of property, plant and equipment were immaterial for the years 2021 and 2020.

The carrying amounts of assets pledged as security for current and non-current borrowings were immaterial for the years 2021 and 2020.

11 Intangible assets, net

(all amounts in thousands of U.S. dollars)

	Information system projects	Licenses, patents and trademarks (*)	Goodwill	Customer relationships	Total
Year ended December 31, 2021					
Cost					
Values at the beginning of the year	637,352	550,500	2,469,962	2,211,151	5,868,965
Currency translation adjustment	(6,466)	(151)	(1,324)	-	(7,941)
Additions	22,830	2,971	-	-	25,801
Transfers / Reclassifications	(2,902)	(4,637)	-	-	(7,539)
Disposals	(659)	(1,156)	-	-	(1,815)
Values at the end of the year	650,155	547,527	2,468,638	2,211,151	5,877,471
Amortization and impairment					
Accumulated at the beginning of the year	577,359	382,531	1,383,994	2,096,025	4,439,909
Currency translation adjustment	(6,014)	-	-	-	(6,014)
Amortization charge	28,072	8,701	-	34,746	71,519
Impairment charge (See note 5)	404	-	-	-	404
Disposals	(514)	(9)	-	-	(523)
Accumulated at the end of the year	599,307	391,223	1,383,994	2,130,771	4,505,295
At December 31, 2021	50,848	156,304	1,084,644	80,380	1,372,176

(all amounts in thousands of U.S. dollars)

	Information system projects	Licenses, patents and trademarks (*)	Goodwill	Customer relationships	Total
Year ended December 31, 2020					
Cost					
Values at the beginning of the year	604,870	463,742	2,117,837	2,140,051	5,326,500
Currency translation adjustment	1,108	220	(5,058)	-	(3,730)
Increase due to business combinations (**)	11,563	87,000	357,183	71,100	526,846
Additions	24,965	602	-	-	25,567
Transfers / Reclassifications	(1,393)	-	-	-	(1,393)
Disposals	(3,761)	(1,064)	-	-	(4,825)
Values at the end of the year	637,352	550,500	2,469,962	2,211,151	5,868,965
Amortization and impairment					
Accumulated at the beginning of the year	536,337	373,772	797,592	2,057,240	3,764,941
Currency translation adjustment	890	(1)	-	-	889
Amortization charge	42,931	8,760	-	38,785	90,476
Impairment charge (See note 5)	-	-	586,402	-	586,402
Transfers / Reclassifications	931	-	-	-	931
Disposals	(3,730)	-	-	-	(3,730)
Accumulated at the end of the year	577,359	382,531	1,383,994	2,096,025	4,439,909
At December 31, 2020	59,993	167,969	1,085,968	115,126	1,429,056

(*) Includes Proprietary Technology.

(**) Related to IPSCO acquisition. See note 33 to these Consolidated Financial Statements.

The geographical allocation of goodwill for the year ended December 31, 2021 was \$939.2 million for North America, \$109.9 million for South America, \$33.7 million for Middle East & Africa and \$1.9 million for Europe.

The carrying amount of goodwill allocated by CGU, as of December 31, 2021, was as follows:

(all amounts in millions of U.S. dollars)

CGU	Tubes Segment		Total
	Hydril Acquisition	Other	
Tamsa (Hydril and other)	346	19	365
Siderca (Hydril and other)	265	93	358
Hydril	309	-	309
Other	-	53	53
Total	920	165	1,085

12 Right-of-use assets, net and lease liabilities

Right of use assets evolution

(all amounts in thousands of U.S. dollars)

	Land and Civil Buildings	Industrial Buildings, Plant and Production Equipment	Vehicles, furniture and fixtures	Total
Year ended December 31, 2021				
Cost				
Opening net book amount	41,932	273,358	18,615	333,905
Currency translation adjustment	(187)	(592)	(560)	(1,339)
Additions	6,010	10,127	6,189	22,326
Transfers / Reclassifications	-	(274)	277	3
Disposals (*)	(1,673)	(150,803)	(4,265)	(156,741)
At December 31, 2021	46,082	131,816	20,256	198,154
Depreciation				
Accumulated at the beginning of the year	15,142	67,993	8,817	91,952
Currency translation adjustment	(37)	(177)	(260)	(474)
Depreciation charge	9,882	35,964	5,589	51,435
Transfers / Reclassifications	-	96	(93)	3
Disposals (*)	(982)	(49,149)	(3,369)	(53,500)
Accumulated at the end of the year	24,005	54,727	10,684	89,416
At December 31, 2021	22,077	77,089	9,572	108,738

(all amounts in thousands of U.S. dollars)

	Land and Civil Buildings	Industrial Buildings, Plant and Production Equipment	Vehicles, furniture and fixtures	Total
Year ended December 31, 2020				
Cost				
Opening net book amount	36,137	225,389	14,194	275,720
Currency translation adjustment	(839)	746	530	437
Increase due to business combinations (**)	3,461	13,730	7,556	24,747
Additions	11,534	42,573	5,034	59,141
Transfers / Reclassifications	439	(458)	136	117
Disposals	(8,800)	(8,622)	(8,835)	(26,257)
At December 31, 2020	41,932	273,358	18,615	333,905
Depreciation				
Accumulated at the beginning of the year	8,330	30,581	3,683	42,594
Currency translation adjustment	(92)	145	190	243
Depreciation charge	13,200	37,671	6,920	57,791
Transfers / Reclassifications	(2,876)	1,702	1,291	117
Disposals	(3,420)	(2,106)	(3,267)	(8,793)
Accumulated at the end of the year	15,142	67,993	8,817	91,952
At December 31, 2020	26,790	205,365	9,798	241,953

(*) Includes net disposals of \$96.6 million related to NKKTubes lease agreement re-measurement due to joint venture termination.

(**) Related to IPSCO acquisition. See note 33 to these Consolidated Financial Statements.

Depreciation of right-of-use assets is mainly included in Tubes segment.

12 Right-of-use assets, net and lease liabilities (Cont.)

Lease liability evolution

(all amounts in thousands of U.S. dollars)	Year ended December 31,	
	2021	2020
Opening net book amount	257,343	230,167
Increase due to business combinations	-	26,046
Translation differences	(11,350)	7,656
Additions	22,261	58,536
Cancellations (*)	(103,329)	(17,529)
Repayments (**)	(50,998)	(51,666)
Interest accrued	3,358	4,133
At December 31,	117,285	257,343

(*) Includes \$95.8 million related to NKK Tubes lease agreement re-measurement due to joint venture termination.

(**) Includes repayments of \$48.5 million in capital and \$2.5 million of interest.

The amount of remaining payments with maturity less than 1 year, between 2 and 5 years and more than 5 years is approximately 29.5%, 33.6% and 36.9% of the total remaining payments, respectively.

Expenses related to short-term leases, leases of low value assets and variable leases (included in *cost of sales and selling, general and administrative expenses*) were not material for the years 2021 and 2020.

13 Investments in non-consolidated companies

(all amounts in thousands of U.S. dollars)	Year ended December 31,	
	2021	2020
At the beginning of the year	957,352	879,965
Translation differences	(11,085)	(31,977)
Equity in earnings of non-consolidated companies	512,591	108,799
Dividends and distributions declared (*)	(78,926)	(861)
Increase in equity reserves and others	3,842	1,426
At the end of the year	1,383,774	957,352

(*) Related to Ternium and Usiminas. During 2021 and 2020 \$75.9 million and \$0.3 million respectively were collected.

The principal non-consolidated companies are:

Company	Country of incorporation	% ownership at December 31,		Book value at December 31,	
		2021	2020	2021	2020
a) Ternium (*)	Luxembourg	11.46%	11.46%	1,210,206	830,028
b) Usiminas (**)	Brazil	3.07%	3.07%	103,106	65,144
c) Techgen	Mexico	22.00%	22.00%	29,397	19,536
d) Global Pipe Company	Saudi Arabia	35.00%	35.00%	21,523	23,421
Others	-	-	-	19,542	19,223
				1,383,774	957,352

(*) Including treasury shares.

(**) At December 31, 2021 and 2020 the voting rights were 5.19%.

a) Ternium

Ternium is a steel producer with production facilities in Mexico, Argentina, Brazil, Colombia, United States and Guatemala and is one of Tenaris's main suppliers of round steel bars and flat steel products for its pipes business.

At December 31, 2021, the closing price of Ternium's ADSs as quoted on the New York Stock Exchange was \$43.52 per ADS, giving Tenaris's ownership stake a market value of approximately \$999.7 million. At December 31, 2021, the carrying value of Tenaris's ownership stake in Ternium, based on Ternium's IFRS Financial Statements, was approximately \$1,210.2 million. The Company reviews its participation in Ternium whenever events or circumstances indicate that the asset's carrying amount may not be recoverable. As of December 31, 2021, the Company concluded that the carrying amount does not exceed the recoverable value of the investment.

13 Investments in non-consolidated companies (Cont.)

a) Ternium (Cont.)

Summarized selected financial information of Ternium, including the aggregated amounts of assets, liabilities, revenues and profit or loss is as follows:

(all amounts in thousands of U.S. dollars)

	Ternium	
	2021	2020
Non-current assets	8,491,363	8,289,460
Current assets	8,606,544	4,566,775
Total assets	17,097,907	12,856,235
Non-current liabilities	1,649,105	2,559,485
Current liabilities	3,213,764	1,853,597
Total liabilities	4,862,869	4,413,082
Total equity	12,235,038	8,443,153
Non-controlling interests	1,700,019	1,157,038
Revenues	16,090,744	8,735,435
Gross profit	6,195,674	1,635,512
Net income for the year attributable to owners of the parent	3,825,068	778,468
Total comprehensive income for the year, net of tax, attributable to owners of the parent	3,818,185	666,667

b) Usiminas

Usiminas is a Brazilian producer of high quality flat steel products used in the energy, automotive and other industries.

As of December 31, 2021, the closing price of the Usiminas' ordinary and preferred shares, as quoted on the B3 - Brasil Bolsa Balcão S.A., was BRL14.51 (\$2.60) and BRL15.16 (\$2.72), respectively, giving Tenaris's ownership stake a market value of approximately \$98.4 million. As of that date, the carrying value of Tenaris's ownership stake in Usiminas was approximately \$103.1 million.

Summarized selected financial information of Usiminas, including the aggregated amounts of assets, liabilities, revenues and profit or loss is as follows:

(all amounts in thousands of U.S. dollars)

	Usiminas	
	2021	2020
Non-current assets	3,491,103	3,487,317
Current assets	3,583,814	2,276,368
Total assets	7,074,917	5,763,685
Non-current liabilities	1,575,321	1,661,605
Current liabilities	1,134,663	861,912
Total liabilities	2,709,984	2,523,517
Total equity	4,364,933	3,240,168
Non-controlling interests	467,551	379,222
Revenues	6,269,569	3,132,949
Gross profit	2,101,336	624,199
Net income for the year attributable to owners of the parent	1,687,682	106,361

13 Investments in non-consolidated companies (Cont.)

c) Techgen

Techgen is a Mexican company that operates a natural gas-fired combined cycle electric power plant in the Pesquería area of the State of Nuevo León, Mexico, and started producing energy on December 1, 2016, with a power capacity of 900 megawatts. As of December 31, 2021, Tenaris held 22% of Techgen's share capital, and its affiliates, Ternium and Tecpetrol (both controlled by San Faustin), held 48% and 30% respectively. As of December 31, 2021, the carrying value of Tenaris's ownership stake in Techgen was approximately \$29.4 million.

Techgen entered into certain transportation capacity agreements, equipment and other services related to the equipment, and an agreement for the purchase of clean energy certificates. As of December 31, 2021, Tenaris's exposure under these agreements amounted to \$45.7 million, \$0.9 million and \$17.4 million respectively.

Techgen's sponsors granted certain subordinated loans to Techgen. As of December 31, 2021, the aggregate outstanding principal amount under these subordinated loans was \$264.2 million, of which \$58.1 million correspond to Tenaris's contribution.

On February 13, 2019, Techgen entered into a \$640 million syndicated loan agreement with several banks to refinance an existing loan, resulting in the release of certain corporate guarantees previously issued by Techgen's shareholders to secure the replaced facility.

The existing syndicated loan agreement is "non-recourse" on the sponsors. Techgen's obligations thereunder are guaranteed by a Mexican security trust (covering shares, assets, accounts and contract rights), account pledges and certain direct agreements –customary for these type of transactions–. The commercial terms and conditions governing the purchase by the Company's Mexican subsidiary, Tamsa, of 22% of the energy generated by Techgen remain substantially unchanged.

Under the loan agreement, Techgen is committed to maintain a debt service reserve account covering debt service becoming due during two consecutive quarters; such account is funded by stand-by letters of credit issued for the account of Techgen's sponsors in proportion to their respective participations in Techgen. Accordingly, the Company applied for stand-by letters of credit covering 22% of the debt service coverage ratio, which as of December 31, 2021, amounted to \$10.3 million.

d) GPC

GPC is a Saudi-German joint venture, established in 2010 and located in Jubail, Saudi Arabia, which manufactures LSAW pipes. Tenaris, through its subsidiary SSPC, currently owns 35% of the share capital of GPC. As of December 31, 2021, the carrying value of Tenaris's ownership stake in GPC was approximately \$21.5 million.

SSPC and the other three owners of GPC have issued corporate guarantees to secure repayment of loan agreements entered into by GPC, with the Saudi Investment Development Fund, the Saudi British Bank, the National Commercial Bank and Banque Saudi Fransi to finance GPC's capital expenditures and working capital. As of December 31, 2021, SSPC's exposure under the guarantees amounted to \$115.1 million.

14 Receivables – non current

	Year ended December 31,	
	2021	2020
(all amounts in thousands of U.S. dollars)		
Employee advances and loans	8,117	4,563
Tax credits (*)	53,210	18,046
Receivables from related parties	61,841	62,790
Legal deposits	9,041	8,600
Advances to suppliers and other advances	9,878	4,803
Receivable Venezuelan subsidiaries	48,659	48,659
Others	15,142	6,842
	205,888	154,303

(*) Includes approximately \$36 million related to PIS and COFINS (Federal Social Contributions on Gross Revenues) tax recovery on Brazilian subsidiaries.

15 Inventories, net

	Year ended December 31,	
	2021	2020
(all amounts in thousands of U.S. dollars)		
Finished goods	1,113,011	691,922
Goods in process	707,665	417,097
Raw materials	358,552	143,558
Supplies	485,815	488,802
Goods in transit	253,324	158,929
	2,918,367	1,900,308
Allowance for obsolescence, see note 24 (i)	(245,774)	(263,635)
	2,672,593	1,636,673

16 Receivables and prepayments, net

	Year ended December 31,	
	2021	2020
(all amounts in thousands of U.S. dollars)		
Prepaid expenses and other receivables	38,080	26,457
Government entities	2,363	3,075
Employee advances and loans	5,974	4,672
Advances to suppliers and other advances	17,225	14,661
Government tax refunds on exports	8,419	2,723
Receivables from related parties	5,919	16,217
Others	21,502	13,961
	99,482	81,766
Allowance for other doubtful accounts, see note 24 (i)	(3,206)	(3,917)
	96,276	77,849

17 Current tax assets and liabilities

(all amounts in thousands of U.S. dollars)

	Year ended December 31,	
	2021	2020
Current tax assets		
Income tax assets	16,394	29,657
V.A.T. credits	176,202	106,293
Other prepaid taxes	425	434
	193,021	136,384
Current tax liabilities		
Income tax liabilities	73,352	27,616
V.A.T. liabilities	12,955	9,933
Other taxes	57,179	53,044
	143,486	90,593

18 Trade receivables, net

(all amounts in thousands of U.S. dollars)

Current accounts

Receivables from related parties

Allowance for doubtful accounts, see note 24 (i)

Year ended December 31,	
2021	2020
1,313,934	1,017,663
32,258	4,161
1,346,192	1,021,824
(47,120)	(53,676)
1,299,072	968,148

The following table sets forth details of the aging of trade receivables:

(all amounts in thousands of U.S. dollars)

At December 31, 2021

Guaranteed

Not guaranteed

Guaranteed and not guaranteed

Expected loss rate

Allowances for doubtful accounts

Nominative allowances for doubtful accounts

Net Value

Trade Receivables	Not Due	Past due	
		1 - 180 days	> 180 days
195,848	185,238	9,894	716
1,150,344	951,356	148,412	50,576
1,346,192	1,136,594	158,306	51,292
0.06%	0.04%	0.20%	0.84%
(833)	(401)	(367)	(65)
(46,287)	-	(1,391)	(44,896)
1,299,072	1,136,193	156,548	6,331

(all amounts in thousands of U.S. dollars)

At December 31, 2020

Guaranteed

Not guaranteed

Guaranteed and not guaranteed

Expected loss rate

Allowances for doubtful accounts

Nominative allowances for doubtful accounts

Net Value

Trade Receivables	Not Due	Past due	
		1 - 180 days	> 180 days
191,514	170,796	18,778	1,940
830,310	655,132	116,802	58,376
1,021,824	825,928	135,580	60,316
0.07%	0.04%	0.23%	0.72%
(721)	(321)	(331)	(69)
(52,955)	(718)	(1,011)	(51,226)
968,148	824,889	134,238	9,021

Trade receivables are mainly denominated in U.S. dollars.

19 Cash and cash equivalents and other investments

(all amounts in thousands of U.S. dollars)

Cash and cash equivalents

Cash at banks

Liquidity funds

Short – term investments

Other investments - current

Fixed income (time-deposit, zero coupon bonds, commercial papers)

Bonds and other fixed income

Other investments - non-current

Bonds and other fixed income

Others

Year ended December 31,	
2021	2020
167,455	117,807
105,697	98,183
44,975	368,691
318,127	584,681
239,742	763,697
158,107	108,791
397,849	872,488
312,619	239,422
7,635	7,660
320,254	247,082

20 Borrowings

	Year ended December 31,	
	2021	2020
(all amounts in thousands of U.S. dollars)		
Non-current		
Bank borrowings	111,452	315,884
Costs of issue of debt	(20)	(145)
	111,432	315,739
Current		
Bank borrowings	219,566	303,170
Bank overdrafts	60	98
Costs of issue of debt	(125)	-
	219,501	303,268
Total Borrowings	330,933	619,007

The maturity of borrowings is as follows:

(all amounts in thousands of U.S. dollars)

	1 year or less	1 - 2 years	2 - 3 years	3 - 4 years	4 - 5 years	Over 5 years	Total
At December 31, 2021							
Borrowings	219,501	107,438	3,994	-	-	-	330,933
Total borrowings	219,501	107,438	3,994	-	-	-	330,933
Interest to be accrued (*)	2,465	560	13	-	-	-	3,038
Total	221,966	107,998	4,007	-	-	-	333,971
	1 year or less	1 - 2 years	2 - 3 years	3 - 4 years	4 - 5 years	Over 5 years	Total
At December 31, 2020							
Borrowings	303,268	104,147	207,595	3,997	-	-	619,007
Total borrowings	303,268	104,147	207,595	3,997	-	-	619,007
Interest to be accrued (*)	9,829	5,068	1,014	22	-	-	15,933
Total	313,097	109,215	208,609	4,019	-	-	634,940

(*) Includes the effect of hedge accounting.

Significant borrowings include:

In millions of U.S. dollars

Disbursement date	Borrower	Type	Final maturity	Original & Outstanding
2020	Tamsa	Bilateral	2023	20
2020	Tamsa	Bilateral	2023	80
2020-2021	SSPC	Multiple Banks	2022 - 2024	61

As of December 31, 2021, Tenaris was in compliance with all of its covenants.

The weighted average interest rates before tax shown below were calculated using the rates set for each instrument in its corresponding currency as of December 31, 2021 and 2020, considering hedge accounting where applicable.

	2021	2020
Total borrowings	2.09%	2.51%

20 Borrowings (Cont.)

Breakdown of long-term borrowings by currency and rate is as follows:

Non-current borrowings

(all amounts in thousands of U.S. dollars)

Currency	Interest rates	Year ended December 31,	
		2021	2020
USD	Variable	99,587	274,600
USD	Fixed	-	17,936
SAR	Fixed	11,845	20,902
EUR	Fixed	-	1,828
EUR	Variable	-	473
Total non-current borrowings		111,432	315,739

Breakdown of short-term borrowings by currency and rate is as follows:

Current borrowings

(all amounts in thousands of U.S. dollars)

Currency	Interest rates	Year ended December 31,	
		2021	2020
USD	Variable	17,015	67,823
USD	Fixed	-	2,322
EUR	Variable	1,273	1,015
EUR	Fixed	1,706	3,886
MXN	Fixed	141,861	147,997
ARS	Fixed	8,947	3,699
SAR	Variable	26,022	37,776
SAR	Fixed	22,677	38,750
Total current borrowings		219,501	303,268

Borrowings evolution

(all amounts in thousands of U.S. dollars)

	Year ended December 31, 2021	
	Non current	Current
At the beginning of the year	315,739	303,268
Translation differences	(48)	(2,570)
Proceeds and repayments, net	(179,647)	(103,561)
Interests accrued less payments	618	(2,828)
Reclassifications	(25,230)	25,230
Overdrafts variation	-	(38)
At the end of the year	111,432	219,501

21 Deferred income tax

Deferred income taxes are calculated in full on temporary differences under the liability method using the tax rate of each country.

The evolution of deferred tax assets and liabilities during the year is as follows:

Deferred tax liabilities

(all amounts in thousands of U.S. dollars)

	Fixed assets	Inventories	Intangible assets and other	Total
At the beginning of the year	702,415	15,255	125,793	843,463
Translation differences	(461)	-	(2,059)	(2,520)
Decrease due to sale of subsidiaries (*)	(637)	-	-	(637)
Charged to other comprehensive income	-	-	4,061	4,061
Income statement charge / (credit)	(31,487)	12,253	(23,449)	(42,683)
At December 31, 2021	669,830	27,508	104,346	801,684

(all amounts in thousands of U.S. dollars)

	Fixed assets	Inventories	Intangible assets and other	Total
At the beginning of the year	651,339	19,396	118,062	788,797
Translation differences	1,644	-	253	1,897
Increase due to business combinations (**)	89,306	-	43,397	132,703
Charged to other comprehensive income	-	-	(1,194)	(1,194)
Income statement (credit)	(39,874)	(4,141)	(34,725)	(78,740)
At December 31, 2020	702,415	15,255	125,793	843,463

Deferred tax assets

(all amounts in thousands of U.S. dollars)

	Provisions and allowances	Inventories	Tax losses	Other	Total
At the beginning of the year	(21,208)	(85,937)	(480,149)	(206,958)	(794,252)
Translation differences	506	606	80	1,195	2,387
Decrease due to sale of subsidiaries (*)	-	93	-	11	104
Charged to other comprehensive income	-	-	-	2,587	2,587
Income statement charge / (credit)	(4,381)	201	(5,694)	26,538	16,664
At December 31, 2021	(25,083)	(85,037)	(485,763)	(176,627)	(772,510)

(all amounts in thousands of U.S. dollars)

	Provisions and allowances	Inventories	Tax losses	Other	Total
At the beginning of the year	(19,653)	(93,404)	(382,832)	(181,606)	(677,495)
Translation differences	1,804	513	1,996	644	4,957
Increase due to business combinations (**)	(7,452)	(24,580)	(33,598)	(34,974)	(100,604)
Charged to other comprehensive income	-	-	-	(1,952)	(1,952)
Income statement charge / (credit)	4,093	31,534	(65,715)	10,930	(19,158)
At December 31, 2020	(21,208)	(85,937)	(480,149)	(206,958)	(794,252)

(*) Related to Geneva sale. See note 6 to these Consolidated Financial Statements.

(**) Related to IPSCO acquisition. See note 33 to these Consolidated Financial Statements.

Deferred tax assets related to taxable losses of Tenaris subsidiaries are recognized to the extent it is considered probable that future taxable profits will be available, against which such losses can be utilized in the foreseeable future. This amount includes \$461 million related to U.S. subsidiaries mainly due to the recognition of accelerated fiscal depreciations, as well as the amounts related to the acquisition of IPSCO in 2020. The remaining balance mainly corresponds to Tenaris's Canadian, Colombian and Saudi Arabian subsidiaries. These subsidiaries have incurred in fiscal losses in the past one or two years. Tenaris has concluded that these deferred tax assets will be recoverable based on the business plans and budgets.

Approximately 100% of the recognized tax losses have an expiration date in more than 5 years or do not expire.

21 Deferred income tax (Cont.)

As of December 31, 2021, the net unrecognized deferred tax assets amounted to \$173.3 million. Unrecognized tax losses with expiration dates in less than 1 year, between 2 and 5 years and more than 5 years or without expiration date are approximately 2.1%, 27.8% and 70.1% respectively.

The estimated analysis of recovery of deferred tax assets and settlement of deferred tax liabilities is as follows:

(all amounts in thousands of U.S. dollars)

	Year ended December 31,	
	2021	2020
Deferred tax assets to be recovered after 12 months	(611,552)	(640,603)
Deferred tax liabilities to be settled after 12 months	782,128	840,892

Deferred income tax assets and liabilities are offset when (1) there is a legally enforceable right to set-off current tax assets against current tax liabilities and (2) when the deferred income taxes relate to the same fiscal authority on either the same taxable entity or different taxable entities where there is an intention to settle the balances on a net basis. The following amounts, determined after appropriate set-off, are shown in the Consolidated Statement of Financial Position:

(all amounts in thousands of U.S. dollars)

	Year ended December 31,	
	2021	2020
Deferred tax assets	(245,547)	(205,590)
Deferred tax liabilities	274,721	254,801
	29,174	49,211

The movement in the net deferred income tax liability account is as follows:

(all amounts in thousands of U.S. dollars)

	Year ended December 31,	
	2021	2020
At the beginning of the year	49,211	111,302
Translation differences	(133)	6,854
Increase due to business combinations	-	32,099
Decrease due to sale of subsidiaries	(533)	-
Charged to other comprehensive income	6,648	(3,146)
Income statement (credit)	(26,019)	(97,898)
At the end of the year	29,174	49,211

22 Other liabilities

(i) Other liabilities – Non current

(all amounts in thousands of U.S. dollars)

	Year ended December 31,	
	2021	2020
Post-employment benefits	111,904	136,811
Other-long term benefits	71,345	64,928
Miscellaneous	48,432	43,896
	231,681	245,635

Post-employment benefits

(all amounts in thousands of U.S. dollars)

	Year ended December 31,	
	2021	2020
Unfunded	103,841	115,774
Funded	8,063	21,037
	111,904	136,811

22 Other liabilities (Cont.)

(i) *Other liabilities – Non current (Cont.)*

Post-employment benefits (Cont.)

▪ **Unfunded**

	Year ended December 31,	
	2021	2020
(all amounts in thousands of U.S. dollars)		
Values at the beginning of the year	115,774	125,573
Current service cost	5,728	4,796
Interest cost	5,997	6,496
Curtailments and settlements	(422)	(1,237)
Remeasurements (*)	3,174	(2,230)
Translation differences	(3,716)	(415)
Increase due to business combinations (**)	-	1,566
Benefits paid from the plan	(13,539)	(22,955)
Reclassified to current liabilities	(8,884)	-
Other	(271)	4,180
At the end of the year	103,841	115,774

(*) For 2021 a loss of \$0.7 million is attributable to demographic assumptions and a loss of \$2.5 million to financial assumptions. For 2020 a loss of \$1.6 million is attributable to demographic assumptions and a gain of \$3.8 million to financial assumptions.

(**) Related to IPSCO acquisition. See note 33 to these Consolidated Financial Statements.

The actuarial assumptions for the most relevant plans were as follows:

	Year ended December 31,	
	2021	2020
Discount rate	1% - 7%	1% - 7%
Rate of compensation increase	0% - 3%	0% - 3%

As of December 31, 2021, an increase / (decrease) of 1% in the discount rate assumption of the main plans would have generated a (decrease) / increase on the defined benefit obligation of \$5.9 million and \$6.7 million respectively, and an increase / (decrease) of 1% in the rate of compensation assumption of the main plans would have generated an increase / (decrease) impact on the defined benefit obligation of \$3.5 million and \$3.2 million respectively. The above sensitivity analyses are based on a change in discount rate and rate of compensation while holding all other assumptions constant. In practice, this is unlikely to occur, and changes in some of the assumptions may be correlated.

▪ **Funded**

The amounts recognized in the statement of financial position for the current annual period and the previous annual period are as follows:

	Year ended December 31,	
	2021	2020
(all amounts in thousands of U.S. dollars)		
Present value of funded obligations	159,528	176,309
Fair value of plan assets	(160,504)	(157,335)
Liability (*)	(976)	18,974

(*) In 2021 and 2020, \$9 million and \$2.1 million corresponding to a plan with a surplus balance were reclassified within other non-current assets, respectively.

22 Other liabilities (Cont.)

(i) *Other liabilities – Non current (Cont.)*

Post-employment benefits (Cont.)

▪ **Funded (Cont.)**

The movement in the present value of funded obligations is as follows:

	Year ended December 31,	
	2021	2020
(all amounts in thousands of U.S. dollars)		
At the beginning of the year	176,309	160,412
Translation differences	356	2,148
Current service cost	222	850
Interest cost	4,190	5,009
Remeasurements (*)	(7,019)	18,025
Benefits paid	(14,530)	(9,266)
Other	-	(869)
At the end of the year	159,528	176,309

(*) For 2021 a gain of \$0.4 million is attributable to demographic assumptions and a gain of \$6.6 million to financial assumptions. For 2020 a loss of \$3.7 million is attributable to demographic assumptions and a loss of \$14.3 million to financial assumptions

The movement in the fair value of plan assets is as follows:

	Year ended December 31,	
	2021	2020
(all amounts in thousands of U.S. dollars)		
At the beginning of the year	(157,335)	(145,160)
Translation differences	(250)	(1,729)
Return on plan assets	(3,793)	(4,411)
Remeasurements	(10,817)	(10,396)
Contributions paid to the plan	(3,338)	(5,017)
Benefits paid from the plan	14,530	9,266
Other	499	112
At the end of the year	(160,504)	(157,335)

The major categories of plan assets as a percentage of total plan assets are as follows:

	Year ended December 31,	
	2021	2020
Equity instruments	49.2%	49.3%
Debt instruments	46.7%	46.8%
Others	4.1%	3.9%

The actuarial assumptions for the most relevant plans were as follows:

	Year ended December 31,	
	2021	2020
Discount rate	2% - 3%	1 % - 3 %
Rate of compensation increase	0% - 3%	0 % - 3 %

The expected return on plan assets is determined by considering the expected returns available on the assets underlying the current investment policy. Expected return on plan assets is determined based on long-term, prospective rates of return as of the end of the reporting period.

As of December 31, 2021, an increase / (decrease) of 1% in the discount rate assumption of the main plans would have generated a (decrease) / increase on the defined benefit obligation of \$14.9 million and \$18.1 million respectively, and an increase / (decrease) of 1% in the compensation rate assumption of the main plans would have generated an increase / (decrease) on the defined benefit obligation of \$1.5 million and \$1.5 million respectively. The above sensitivity analyses are based on a change in discount rate and rate of compensation while holding all other assumptions constant. In practice, this is unlikely to occur, and changes in some of the assumptions may be correlated.

The employer expected contributions for the year 2022 amount to approximately \$0.8 million.

The methods and types of assumptions used in preparing the sensitivity analyses did not change compared to the previous period.

22 Other liabilities (Cont.)

(ii) Other liabilities – current

	Year ended December 31,	
	2021	2020
(all amounts in thousands of U.S. dollars)		
Payroll and social security payable	174,794	175,175
Miscellaneous	28,931	27,651
	203,725	202,826

23 Non-current allowances and provisions

Liabilities

	Year ended December 31,	
	2021	2020
(all amounts in thousands of U.S. dollars)		
Values at the beginning of the year	73,218	54,599
Translation differences	(2,476)	(5,739)
Increase due to business combinations (*)	-	26,542
Additional provisions	13,896	478
Reclassifications	4,014	557
Used	(5,096)	(3,219)
Values at the end of the year	83,556	73,218

(*) Related to IPSCO acquisition. See note 33 to these Consolidated Financial Statements.

24 Current allowances and provisions

(i) Deducted from assets

Year ended December 31, 2021	Allowance for doubtful accounts - Trade receivables	Allowance for other doubtful accounts - Other receivables	Allowance for inventory obsolescence
(all amounts in thousands of U.S. dollars)			
Values at the beginning of the year	(53,676)	(3,917)	(263,635)
Translation differences	111	227	1,877
Decrease due to sale of subsidiaries (*)	2	10	405
(Additional) / reversals allowances	4,297	379	(23,296)
Used	2,146	95	38,875
At December 31, 2021	(47,120)	(3,206)	(245,774)

Year ended December 31, 2020	Allowance for doubtful accounts - Trade receivables	Allowance for other doubtful accounts - Other receivables	Allowance for inventory obsolescence
(all amounts in thousands of U.S. dollars)			
Values at the beginning of the year	(48,782)	(4,892)	(217,717)
Translation differences	(37)	801	1,560
Increase due to business combinations (**)	(1,930)	-	(76,776)
(Additional) allowances	(4,644)	(1,263)	(35,809)
Used	1,717	1,437	65,107
At December 31, 2020	(53,676)	(3,917)	(263,635)

(*) Related to Geneva sale. See note 6 to these Consolidated Financial Statements.

(**) Related to IPSCO acquisition. See note 33 to these Consolidated Financial Statements.

24 Current allowances and provisions (Cont.)

(ii) *Liabilities*

Year ended December 31, 2021 (all amounts in thousands of U.S. dollars)	Sales risks	Other claims and contingencies (*)	Total
Values at the beginning of the year	1,795	10,484	12,279
Translation differences	(3)	(736)	(739)
Additional provisions	3,506	7,596	11,102
Reclassifications	-	(4,014)	(4,014)
Used	(3,830)	(5,476)	(9,306)
At December 31, 2021	1,468	7,854	9,322

Year ended December 31, 2020 (all amounts in thousands of U.S. dollars)	Sales risks	Other claims and contingencies (*)	Total
Values at the beginning of the year	5,867	11,150	17,017
Translation differences	(5)	(975)	(980)
Increase due to business combinations (**)	116	398	514
Additional provisions	9,728	1,751	11,479
Reclassifications	-	(557)	(557)
Used	(13,911)	(1,283)	(15,194)
At December 31, 2020	1,795	10,484	12,279

(*) Other claims and contingencies mainly include lawsuits and other legal proceedings, including employee, tax and environmental-related claims.

(**) Related to IPSCO acquisition. See note 33 to these Consolidated Financial Statements.

25 Derivative financial instruments

Net fair values of derivative financial instruments

The net fair values of derivative financial instruments, in accordance with IFRS 13, are:

(all amounts in thousands of U.S. dollars)	Year ended December 31,	
	2021	2020
Derivatives hedging borrowings and investments	2,472	10,119
Other Derivatives	8,843	1,330
Contracts with positive fair values	11,315	11,449
Derivatives hedging borrowings and investments	(147)	(2,250)
Other Derivatives	(11,181)	(967)
Contracts with negative fair values	(11,328)	(3,217)
Total	(13)	8,232

Foreign exchange derivative contracts and hedge accounting

Tenaris applies hedge accounting to certain cash flow hedges of highly probable forecast transactions. The net fair values of exchange rate derivatives and those derivatives that were designated for hedge accounting as of December 31, 2021 and 2020 were as follows:

(all amounts in thousands of U.S. dollars)			Fair Value		Hedge Accounting Reserve	
Purchase currency	Sell currency	Term	2021	2020	2021	2020
MXN	USD	2022	1,444	9,838	(93)	156
USD	MXN	2022	(838)	(5)	-	-
EUR	USD	2022	(7,670)	543	(7,430)	-
USD	EUR	2023	9,092	(1,969)	8,258	5
JPY	USD	2022	(269)	94	557	(4,958)
USD	BRL	2022	(1,030)	412	-	85
USD	KWD	2021	-	(246)	-	(59)
USD	CAD	2022	(246)	-	-	-
USD	GBP	2022	(55)	(49)	-	-
USD	CNY	2022	(130)	(482)	-	-
BRL	USD	2022	(238)	-	-	-
Others		2022	(73)	96	(33)	-
Total			(13)	8,232	1,259	(4,771)

25 Derivative financial instruments (Cont.)

Following is a summary of the hedge reserve evolution:

(all amounts in thousands of U.S. dollars)

	Equity Reserve Dec-19	Movements 2020	Equity Reserve Dec-20	Movements 2021	Equity Reserve Dec-21
Foreign Exchange	2,591	(7,362)	(4,771)	6,030	1,259
Total Cash flow Hedge	2,591	(7,362)	(4,771)	6,030	1,259

Tenaris estimates that the cash flow hedge reserve corresponding to derivatives instruments at December 31, 2021 will be recycled to the Consolidated Income Statement during 2022 and 2023. For information on hedge accounting reserve, see Section III.D to these Consolidated Financial Statements.

26 Contingencies, commitments and restrictions on the distribution of profits*(i) Contingencies*

Tenaris is from time to time subject to various claims, lawsuits and other legal proceedings, including customer, employee, tax and environmental-related claims, in which third parties are seeking payment for alleged damages, reimbursement for losses, or indemnity. Management with the assistance of legal counsel periodically reviews the status of each significant matter and assesses potential financial exposure.

Some of these claims, lawsuits and other legal proceedings involve highly complex issues, and often these issues are subject to substantial uncertainties and, therefore, the probability of loss and an estimation of damages are difficult to ascertain. Accordingly, with respect to a large portion of such claims, lawsuits and other legal proceedings, the Company is unable to make a reliable estimate of the expected financial effect that will result from ultimate resolution of the proceeding. In those cases, the Company has not accrued a provision for the potential outcome of these cases.

If a potential loss from a claim, lawsuit or other proceeding is considered probable and the amount can be reasonably estimated, a provision is recorded. Accruals for loss contingencies reflect a reasonable estimate of the losses to be incurred based on information available to management as of the date of preparation of the financial statements and take into consideration litigation and settlement strategies. In a limited number of ongoing cases, the Company was able to make a reliable estimate of the expected loss or range of probable loss and, depending on the likelihood of occurrence, in some of such cases has accrued a provision for such loss but believes that publication of this information on a case-by-case basis would seriously prejudice the Tenaris's position in the ongoing legal proceedings or in any related settlement discussions. Accordingly, in these cases, the Company has disclosed information with respect to the nature of the contingency but has not disclosed its estimate of the range of potential loss.

The Company believes that the aggregate provisions recorded for potential losses in these Consolidated Financial Statements are adequate based upon currently available information. However, if management's estimates prove incorrect, current reserves could be inadequate and the Company could incur a charge to earnings which could have a material adverse effect on its results of operations, financial condition, net worth and cash flows.

Below is a summary description of Tenaris's material legal proceedings which are outstanding as of the date of these Consolidated Financial Statements. In addition, the Company is subject to other legal proceedings, none of which is believed to be material.

- ***CSN claims relating to the January 2012 acquisition of Usiminas shares***

Confab, a Brazilian subsidiary of the Company, is one of the defendants in a lawsuit filed in Brazil by Companhia Siderúrgica Nacional ("CSN") and various entities affiliated with CSN against Confab and several Ternium subsidiaries that acquired a participation in Usiminas' control group in January 2012.

The CSN lawsuit alleges that, under applicable Brazilian laws and rules, the acquirers were required to launch a tag-along tender offer to all non-controlling holders of Usiminas' ordinary shares for a price per share equal to 80% of the price per share paid in such acquisition, or BRL28.8, and seeks an order to compel the acquirers to launch an offer at that price plus interest. If so ordered, the offer would need to be made to 182,609,851 ordinary shares of Usiminas not belonging to Usiminas' control group, and Confab would have a 17.9% share in that offer.

26 Contingencies, commitments and restrictions on the distribution of profits (Cont.)

(i) Contingencies (Cont.)

▪ ***CSN claims relating to the January 2012 acquisition of Usiminas shares (Cont.)***

On September 23, 2013, the first instance court dismissed the CSN lawsuit, and on February 8, 2017, the court of appeals maintained the understanding of the first instance court. On March 6, 2017, CSN filed a motion for clarification against the decision of the Court of Appeals of São Paulo, which was rejected on July 19, 2017. On August 18, 2017, CSN filed an appeal to the Superior Court of Justice seeking the review and reversal of the decision issued by the Court of Appeals. On March 5, 2018, the court of appeals ruled that CSN's appeal did not meet the requirements for submission to the Superior Court of Justice and rejected the appeal. On May 8, 2018, CSN appealed against such ruling and on January 22, 2019, the court of appeals rejected it and ordered that the case be submitted to the Superior Court of Justice. On September 10, 2019, the Superior Court of Justice declared CSN's appeal admissible. The Superior Court of Justice will review the case and then render a decision on the merits. The Superior Court of Justice is restricted to the analysis of alleged violations to federal laws and cannot assess matters of fact.

The Company continues to believe that all of CSN's claims and allegations are groundless and without merit, as confirmed by several opinions of Brazilian legal counsel, two decisions issued by the Brazilian securities regulator ("CVM") in February 2012 and December 2016, and the first and second instance court decisions referred to above.

▪ ***Veracel cellulose accident litigation***

On September 21, 2007, an accident occurred in the premises of Veracel Celulose S.A. ("Veracel") in connection with a rupture in one of the tanks used in an evaporation system manufactured by Confab. The Veracel accident allegedly resulted in material damages to Veracel. Itaú Seguros S.A. ("Itaú"), Veracel's insurer at the time of the Veracel accident and then replaced by Chubb Seguros Brasil S/A ("Chubb"), initiated a lawsuit against Confab seeking reimbursement of damages paid to Veracel in connection with the Veracel accident. Veracel initiated a second lawsuit against Confab seeking reimbursement of the amount paid as insurance deductible with respect to the Veracel accident and other amounts not covered by insurance. Itaú and Veracel claimed that the Veracel accident was caused by failures and defects attributable to the evaporation system manufactured by Confab. Confab believes that the Veracel accident was caused by the improper handling by Veracel's personnel of the equipment supplied by Confab in violation of Confab's instructions. The two lawsuits were consolidated and are considered by the 6th Civil Court of São Caetano do Sul. However, each lawsuit will be adjudicated separately.

On September 28, 2018, Confab and Chubb entered into a settlement agreement pursuant to which on October 9, 2018, Confab paid an amount of approximately \$3.5 million to Chubb, without assuming any liability for the accident or the claim.

On October 10, 2018, Confab was notified that the court had issued rulings for both lawsuits. Both decisions were unfavorable to Confab:

- With respect to Chubb's claim, the court subsequently homologated the above-mentioned settlement and, accordingly, the claim was finalized.
- With respect to Veracel's claim, Confab was ordered to pay the insurance deductible and other concepts not covered by insurance, currently estimated to amount to BRL82 million (approximately \$14.7 million) including interest, fees and expenses. Both parties filed motions for clarification against the court's decision, which were partially granted. Although the contract between Confab and Veracel expressly provided that Confab would not be liable for damages arising from lost profits, the court award would appear to include BRL70.3 million (approximately \$12.6 million) of damages arising therefrom. Confab has additional defense arguments in respect of a claim for lost profits. On December 18, 2018, Confab filed an appeal against the first instance court decision, and on April 30, 2019, Veracel filed its response to the appeal. At this stage the Company cannot predict the outcome of the claim or the amount or range of loss in case of an unfavorable outcome.

26 Contingencies, commitments and restrictions on the distribution of profits (Cont.)

(i) Contingencies (Cont.)

▪ ***Ongoing investigation***

The Company is aware that Brazilian, Italian and Swiss authorities have been investigating whether certain payments were made prior to 2014 from accounts of entities presumably associated with affiliates of the Company to accounts allegedly linked to individuals related to Petróleo Brasileiro S.A. (“Petrobras”) and whether any such payments were intended to benefit the Company’s Brazilian subsidiary Confab. Any such payments could violate certain applicable laws, including the U.S. Foreign Corrupt Practices Act.

The Company had previously reviewed certain of these matters in connection with an investigation by the Brazilian authorities related to “Operation Lava Jato,” and did not uncover any information that corroborated allegations of involvement in these alleged payments by the Company or its subsidiaries. Furthermore, the Company became aware that a Petrobras internal investigation commission reviewed certain contracts with Confab and concluded that they had not found evidence that Petrobras had benefitted Confab or had misused applicable local content rules.

The Audit Committee of the Company’s Board of Directors engaged external counsel in connection with the Company’s review of these matters. In addition, the Company voluntarily notified the U.S. Securities and Exchange Commission (“SEC”) and the U.S. Department of Justice (“DOJ”) in October 2016.

In July 2019, the public prosecutors’ office of Milan, Italy, completed a preliminary investigation into the alleged payments and included the Company’s Chairman and Chief Executive Officer, two other board members, Gianfelice Rocca and Roberto Bonatti, and the Company’s controlling shareholder, San Faustin, in the investigation. The Company is not a party to the proceedings. On March 22, 2022, upon completion of the evidentiary phase of the trial, the acting prosecutor requested the first-instance court in Milan in charge of the case to impose sanctions on our Chairman and Chief Executive Officer, on the other two board members, and on San Faustin. The Company’s outside counsel in Italy has advised the Company that neither the case file nor the prosecutor’s request contain or identify any evidence of involvement in, or knowledge of, the alleged wrongdoing by any of the three directors. The Company has also been advised that the defendants are scheduled to present their arguments before the court on April 19, 2022, that the court may issue its decision on April 26, 2022, and that the grounds for any such decision may not be immediately available. Any decision by the first-instance court may be appealed by either party before a higher court.

In June 2020, the Company learned that the Brazilian public prosecutors’ office requested the indictment of several individuals, including three executives or former executives of Confab and a former agent of Confab, charging them with the alleged crimes of corruption in relation to contracts executed between 2007 and 2010, and money laundering in relation to payments between 2009 and 2013. The proceedings are underway. Neither the Company nor Confab is a party to the proceedings.

The Company continues to respond to requests from and otherwise cooperate with the appropriate authorities. The Company has engaged in discussions with the SEC and the DOJ towards a potential resolution of the investigation. There are no assurances that the discussions with the SEC or the DOJ will result in a final resolution of the investigation or, if a resolution is achieved, the timing, scope and terms of any such resolution. At this time, the Company cannot predict the outcome of these matters or estimate the range of potential loss or extent of risk, if any, to the Company’s business that may result from the resolution of these matters.

26 Contingencies, commitments and restrictions on the distribution of profits (Cont.)*(i) Contingencies (Cont.)*▪ ***Putative class actions***

Following the Company's November 27, 2018, announcement that its Chairman and CEO Paolo Rocca had been included in an Argentine court investigation known as the Notebooks Case (a decision subsequently reversed by a higher court), two putative class action complaints were filed in the U.S. District Court for the Eastern District of New York. On April 29, 2019, the court consolidated the complaints into a single case, captioned "In re Tenaris S.A. Securities Litigation", and appointed lead plaintiffs and lead counsel. On July 19, 2019, the lead plaintiffs filed an amended complaint purportedly on behalf of purchasers of Tenaris securities during the putative class period of May 1, 2014, through December 5, 2018. The individual defendants named in the complaint are Tenaris's Chairman and CEO and Tenaris's former CFO. The complaint alleges that during the class period, the Company and the individual defendants inflated the Tenaris share price by failing to disclose that the nationalization proceeds received by Ternium (in which the Company held an 11.46% stake) when Sidor was expropriated by Venezuela were received or expedited as a result of allegedly improper payments made to Argentine officials. The complaint does not specify the damages that plaintiff is seeking. On October 9, 2020, the court granted in part and denied in part the defendants' motions to dismiss. The court partially granted and partially denied the motion to dismiss the claims against the Company and its Chairman and CEO. In addition, the court granted the motions to dismiss as to all claims against San Faustin, Techint, and Tenaris's former CFO. The case is now proceeding based on the claims that survived the motion to dismiss. Management believes the Company has meritorious defenses to these claims; however, at this stage Tenaris cannot predict the outcome of the claim or the amount or range of loss in case of an unfavorable outcome.

▪ ***Administrative tax proceeding concerning Brazilian tax credits***

Confab is a party to an administrative proceeding concerning the recognition and transfer of tax credits for an amount allegedly exceeding the amount that Confab would have been entitled to recognize and / or transfer. The proceeding resulted in the imposition of a fine against Confab representing approximately 75% of the allegedly undue credits, which was appealed by Confab. On January 21, 2019, Confab was notified of an administrative decision denying Confab's appeal, thereby upholding the tax determination and the fine against Confab. On January 28, 2019, Confab challenged such administrative decision and is currently awaiting a resolution. In case of an unfavorable resolution, Confab may appeal before the courts. The estimated amount of this claim is BRL57.5 million (approximately \$10.3 million). At this stage, the Company cannot predict the outcome of this claim.

▪ ***U.S. patent infringement litigation***

Tenaris Coiled Tubes, LLC ("TCT"), a U.S. subsidiary of the Company, was sued in 2017 by its competitor Global Tubing, alleging defamatory conduct by TCT and seeking a declaration that certain Global Tubing products do not infringe patents held by TCT. TCT subsequently counterclaimed that certain Global Tubing products infringe patents held by TCT, Global Tubing has since sought to invalidate such patents. On December 13, 2019, Global Tubing filed an amended complaint (including the Company as defendant), alleging that TCT and the Company misled the patent office in order to monopolize the coiled tubing market for quench and tempered products. On March 26, 2021, a magistrate to the principal judge in the case found that Global Tubing had established a prima facie case that TCT had misled the patent office by failing to disclose a previous attempt to quench and temper coiled tubing. On April 9, 2021, TCT filed its objections to the magistrate's ruling with the principal judge in the case. On August 25, 2021, the principal judge in the case affirmed the magistrate's order and found possible evidence of intent to commit fraud on the patent office. Such determination is not final. TCT is considering several avenues to challenge this decision. TCT believes that it has meritorious defenses to this claim. Trial was expected to take place in May 2022 but is likely to be postponed. At this time, it is not possible to predict the outcome of this matter or estimate the range of potential losses that may result from the resolution of this claim.

26 Contingencies, commitments and restrictions on the distribution of profits (Cont.)

(i) Contingencies (Cont.)

▪ ***Tax assessment from Italian tax authorities***

The Company's Italian subsidiary, Dalmine, received on December 27, 2019, a tax assessment from the Italian tax authorities related to fiscal year 2014 mainly referred to the compensation for certain intercompany transactions involving Dalmine in connection with sales of products and R&D activities. As of December 31, 2021, the claim amounted to approximately EUR26.5 million (approximately \$30 million), comprising EUR20.7 million (approximately \$23.5 million) in principal and EUR5.8 million (approximately \$6.5 million) in interest and penalties.

On June 14, 2021, Dalmine received the tax assessment related to fiscal year 2015 with respect to the same matters. The tax assessment confirms the preliminary determination included in the tax report issued by the tax authority in 2019. As of December 31, 2021, these additional claims amount to approximately EUR10.3 million (approximately \$11.7 million), comprising EUR8 million (approximately \$9 million) in principal and EUR2.3 million (approximately \$2.7 million) in interest and penalties.

The aggregate amount claimed for fiscal years 2014 and 2015 is approximately EUR36.8 million (approximately \$41.7 million) comprising EUR28.7 million (approximately \$32.5 million) in principal and EUR8.1 million (approximately \$9.2 million) in interest and penalties.

On July 27, 2020, Dalmine filed a first-instance appeal before the Milan tax court against the 2014 tax assessment. The hearing on this appeal, originally scheduled on June 21, 2021, has been postponed to May 9, 2022. Based on the advice of counsel, the Company believes that it is unlikely that the ultimate resolution of these matters will result in a material obligation.

▪ ***Product liability litigation***

The Company's U.S. subsidiary, IPSCO, or its subsidiaries, are parties to product liability claims, which may result in damages for an aggregate amount estimated at approximately \$15.5 million, mainly related to a lawsuit alleging product liability and negligent misrepresentation in which the plaintiff alleges that defects in certain casing provided by IPSCO resulted in three well failures causing damages for an amount of approximately \$15 million. Although at this time the Company cannot predict the outcome of any of these matters, the Company believes that provisions have been recorded in an amount sufficient to cover potential exposure under these claims.

▪ ***U.S. Antidumping Duty and Countervailing Duty Investigations***

On October 27, 2021, the U.S. Department of Commerce ("DOC") announced the initiation of antidumping duty investigations of oil country tubular goods ("OCTG") from Argentina, Mexico, and Russia and countervailing duty investigations of OCTG from Russia and South Korea. The investigations were initiated on the basis of a petition by U.S. Steel Tubular Products, Inc., a small number of other U.S. domestic welded OCTG producers, and a steelworkers' union. On November 22, 2021, the International Trade Commission ("ITC") made a preliminary determination of injury, allowing the investigations to proceed. The investigations are currently proceeding, with final determinations by DOC and the ITC likely to occur in the second half of 2022.

Tenaris, which imports OCTG from Argentina and Mexico to complement its significant and continuously growing production in the United States, believes that the petition, the DOC initiation and the preliminary determination of injury are unjustified and is vigorously challenging any claim that its imports are unfairly traded or are causing or threatening injury to the U.S. domestic OCTG industry.

At this time, the Company cannot predict the outcome of this matter or estimate the potential impact, if any, that the resolution of this matter may have on the Company's business.

(ii) Commitments and guarantees

Set forth is a description of the Tenaris's main outstanding commitments:

- Several of the Company's subsidiaries entered into a contract with Praxair S.A. for the service of oxygen and nitrogen supply. As of December 31, 2021, the aggregate commitment to take or pay the committed volumes for an original 14-year term totaled approximately \$34.6 million.

26 Contingencies, commitments and restrictions on the distribution of profits (Cont.)

(ii) *Commitments and guarantees (Cont.)*

- A subsidiary of the Company entered into a 25-year contract (effective as of December 1, 2016, through December 1, 2041) with Techgen for the supply of 197 MW (which represents 22% of Techgen's capacity). Monthly payments are determined on the basis of capacity charges, operation costs, back-up power charges, and transmission charges. As of the seventh contract year (as long as Techgen's existing or replacing bank facility has been repaid in full), the Company's subsidiary has the right to suspend or early terminate the contract if the rate payable under the agreement is higher than the rate charged by the Comisión Federal de Electricidad ("CFE") or its successors. The Company's subsidiary may instruct Techgen to sell to any affiliate, to CFE, or to any other third party all or any part of unused contracted energy under the agreement and the Company's subsidiary will benefit from the proceeds of such sale.
- A U.S. subsidiary of the Company is a party to a contract with Nucor Steel Memphis Inc. under which it is committed to purchase on a monthly basis a specified minimum volume of steel bars, at prices subject to quarterly adjustments. The contract became effective upon delivery of the first purchase order, which occurred in April 2021, and will remain in force for a 3-year term. As of December 31, 2021, the estimated aggregate contract amount calculated at current prices, is approximately \$150.6 million. The contract gives the subsidiary of the Company the right to temporarily reduce the quantities to be purchased thereunder to 75% of the agreed-upon minimum volume in cases of material adverse changes in prevailing economic or market conditions.
- In connection with the closing of the acquisition of IPSCO, a U.S. subsidiary of the Company entered into a 6-year master distribution agreement (the "MDA") with PAO TMK ("TMK") whereby, since January 2, 2020, Tenaris is the exclusive distributor of TMK's OCTG and line pipe products in United States and Canada. At the end of the MDA's 6-year term, TMK will have the option to extend the duration of its term for an additional 12-month period. Under the MDA, the Company is required to purchase specified minimum volumes of TMK-manufactured OCTG and line pipe products, based on the aggregate market demand for the relevant product category in the United States in the relevant year. In light of the recent events described in note 26 (i) to these Consolidated Financial Statements "U.S. Antidumping Duty and Countervailing Duty Investigations", and the June 28, 2021 U.S. Department of Commerce's affirmative final determinations and imposition of a final dumping rate of 209.72% on TMK steel line pipe product imports, in February, 2022 the Company and TMK have agreed that there shall be no minimum yearly purchase requirement for the OCTG product category for the year ending December 31, 2022, and there shall be no minimum yearly purchase requirement for TMK line pipe products under the MDA neither for the contract year ending December 31, 2022, nor for any subsequent contract year until expiration of the MDA's term. The Company and TMK have further agreed that in the event the U.S. Department of Commerce shall either make a negative preliminary determination of dumping and injury as regards TMK's OCTG products or shall impose preliminary antidumping or countervailing duties or tariffs (or require a bond or cash to cover for any such duty or tariff upon a final determination) such that the aggregate amount of duties and tariffs on the import value of TMK's OCTG products would not exceed 35%, then the Company and TMK will engage in good-faith discussions and negotiations to determine and agree upon an appropriate reduced minimum yearly purchase requirement for the OCTG product category for any the remainder of the 2022 contract year (if any). As regards TMK steel line pipe products, the Company and TMK agreed to engage in like discussions and negotiations in the event the dumping rate of 209.72% on TMK steel line pipe product imports is revoked or ceases to be in effect before expiration of the MDA's term. As of December 31, 2021, the Company's commitment under the MDA for the remainder of its term totaled approximately \$394.4 million.
- A subsidiary of the Company entered into a one-year contract, renewable for one additional year, with Ternium México S.A. de C.V., under which it is committed to purchase on a monthly basis a specified minimum volumes of steel bars. The contract became effective in March 2021. As of December 31, 2021, the aggregate commitment totaled approximately \$15.8 million. This commitment is expected to be terminated in March 2022.
- A subsidiary of the Company entered into a contract with the supplier Voestalpine Grobblech GmbH to which it committed to purchase carbon steel for a total amount of approximately \$198.7 million to use for manufacturing pipes related to the NFXP-QatarGas project.

In addition, Tenaris (i) applied for stand-by letters of credit as well as corporate guarantees covering certain obligations of Techgen as described in note 13 (c) to these Consolidated Financial Statements, (ii) issued corporate guarantees securing certain obligations of GPC, as described in note 13 (d) to these Consolidated Financial Statements; and (iii) issued performance guarantees mainly related to long term commercial contracts with several customers and parent companies for approximately \$3.0 billion as of December 31, 2021.

26 Contingencies, commitments and restrictions on the distribution of profits (Cont.)

(iii) Restrictions on the distribution of profits and payment of dividends

In accordance with Luxembourg Law, the Company is required to transfer a minimum of 5% of its net profit for each financial year to a legal reserve until such reserve equals 10% of the issued share capital.

As of December 31, 2021, this reserve is fully allocated and additional allocations to the reserve are not required under Luxembourg law. Dividends may not be paid out of the legal reserve.

The Company may pay dividends to the extent, among other conditions, that it has distributable retained earnings calculated in accordance with Luxembourg law and regulations.

27 Cancellation of title deed in Saudi Steel Pipe Company

In early 2021, the Company has learned through the Saudi Ministry of Justice's online portal that the electronic title deeds to certain land plots of its Saudi Arabian subsidiary SSPC had become inactive due to cancellation by court order.

The affected land plots, with a total surface of 811,284 square meters, are located in Dammam, Saudi Arabia, and were purchased from a private entity on February 2010, pursuant to a written purchase agreement duly executed by SSPC in full compliance with the laws of the Kingdom of Saudi Arabia. The purchase of the land occurred before Tenaris's acquisition of a 47.79% interest in SSPC in 2019. The affected plots are not part of the production facility of SSPC, have been partially used as a warehouse, and have a carrying value on Tenaris's financial statements of \$56.2 million.

As of the date hereof, neither the cancellation nor the court order have been notified to SSPC or otherwise been made public by the authorities, and the legal basis for the court order is unknown. On May 4, 2021, SSPC filed a petition with an ad-hoc newly-created special committee at the Saudi Ministry of Justice, seeking to have its title deeds reinstated. At this time, it is not possible to predict the outcome of this matter.

28 Foreign exchange control measures in Argentina

Beginning in September 2019, the Argentine government has imposed and continues to impose significant restrictions on foreign exchange transactions. Restrictions have tightened over time. The main currently applicable measures are described below:

- Foreign currency proceeds derived from exports of goods must be sold into the Argentine foreign exchange market and converted into Argentine pesos within 60 days (if made to related parties) or 180 days (if made to unrelated parties) from shipment date, or, if collected earlier, within five days of collection.
- Foreign currency proceeds from exports of services must be sold into the Argentine foreign exchange market and converted into Argentine pesos within five business days of collection.
- Access to the Argentine foreign exchange market to pay for imports of services rendered by related parties (including royalties) is generally subject to Argentine Central Bank approval.
- Access to the Argentine foreign exchange market to pay for imports of goods and services provided by third parties is subject to several restrictions, including payment terms that cannot be at sight or involve advance payments. In particular, the importer may not have more than \$100,000 deposited in any foreign account, and will have to certify that it has not accessed the market to sell bonds for foreign currency and has not transferred bonds abroad or made cross-border securities swaps for a period of 90 days prior to the required payment of imports, that it will not do so for a period of 90 days after the Argentine Central Bank provides the foreign currency, and that it will not circumvent such restrictions through transfers of funds to any shareholders holding more than a 25% voting interest in the importer or to other entities having common directors with the importer or its more-than-25% shareholders.
- Access to the Argentine foreign exchange market to pay debt service (principal and interest) for financial debts with related parties requires prior Argentine Central Bank approval, unless such debts are obtained and sold into the Argentine foreign exchange market and converted into Argentine pesos after October 2, 2020 and carry an average life of no less than 2 years.
- Debts with foreign creditors larger than \$2 million maturing on or before December 31, 2021 need to be refinanced in at least 60% of outstanding principal and for a minimum period of 2 years.

28 Foreign exchange control measures in Argentina (Cont.)

- Access to the Argentine foreign exchange market to make dividend payments generally requires prior Argentine Central Bank approval.
- Further restrictions have been imposed by the Argentine Securities Commission in June 2021 and in October 2021, consisting of weekly limitations on the amount of bonds that Argentine companies could sell against foreign currency.

When required, Argentine Central Bank approvals are rarely, if ever, granted.

Tenaris's Argentine subsidiaries continue to have access to the official foreign currency market for all imports of goods and for acquisition of services from unrelated parties. Therefore, assets and liabilities denominated in foreign currency as of December 31, 2021, have been valued at the prevailing official exchange rates.

Tenaris's financial position in Argentine peso as of December 31, 2021, amounted to a net short exposure of approximately \$95 million. As of December 31, 2021, the total net equity of Argentine subsidiaries represented approximately 9% of Tenaris's total equity and the sales performed by Argentine subsidiaries during the twelve-month period ended on December 31, 2021 amounted approximately to 20.4% of Tenaris's total sales.

Management continues to monitor closely the evolution of the main variables affecting its business, identifying the potential impact thereof on its financial and economic situation and determining the appropriate course of action in each case. The Company's Consolidated Financial Statements should be read taking into account these circumstances.

As the context of volatility and uncertainty remains in place as of the issue date of these Consolidated Financial Statements, additional regulations that could be imposed by the Argentine government could further restrict our Argentine subsidiaries' ability to access the official foreign exchange market.

29 Cash flow disclosures

(all amounts in thousands of U.S. dollars)

	Year ended December 31,		
	2021	2020	2019
(i) Changes in working capital			
Inventories	(1,060,465)	828,796	311,459
Receivables and prepayments and current tax assets	(75,530)	74,877	(34,368)
Trade receivables	(334,781)	409,163	428,326
Other liabilities	(2,292)	(34,871)	(18,295)
Customer advances	43,744	(34,388)	16,844
Trade payables	383,417	(184,442)	(180,857)
	(1,045,907)	1,059,135	523,109
(ii) Income tax accruals less payments			
Tax accrued	189,448	23,150	202,452
Taxes paid	(153,846)	(140,364)	(395,869)
	35,602	(117,214)	(193,417)
(iii) Interest accruals less payments, net			
Interest accrued	(14,371)	8,627	(4,616)
Interest received	24,567	19,613	30,890
Interest paid	(21,559)	(28,778)	(30,655)
	(11,363)	(538)	(4,381)

30 Related party transactions

As of December 31, 2021:

- San Faustin owned 713,605,187 shares in the Company, representing 60.45% of the Company's capital and voting rights.
- San Faustin owned all of its shares in the Company through its wholly-owned subsidiary Techint Holdings S.à.r.l., a Luxembourg société à responsabilité limitée ("Techint"), who is the holder of record of the above-mentioned Tenaris shares.

30 Related party transactions (Cont.)

- Rocca & Partners Stichting Administratiekantoor Aandelen San Faustin, a private foundation located in the Netherlands (Stichting) (“RP STAK”) held voting shares in San Faustin sufficient in number to control San Faustin.
- No person or group of persons controls RP STAK.

Based on the information most recently available to the Company, Tenaris’s directors and senior management as a group owned 0.08% of the Company’s outstanding shares.

Transactions and balances disclosed as with “non-consolidated parties” are those with companies over which Tenaris exerts significant influence or joint control in accordance with IFRS, but does not have control. All other transactions and balances with related parties which are not non-consolidated parties and which are not consolidated are disclosed as “Other”. The following transactions were carried out with related parties:

(all amounts in thousands of U.S. dollars)		Year ended December 31,		
		2021	2020	2019
(i) Transactions				
(a) Sales of goods and services				
Sales of goods to non-consolidated parties		71,879	20,183	20,577
Sales of goods to other related parties		76,467	18,243	69,972
Sales of services to non-consolidated parties		4,161	5,829	5,620
Sales of services to other related parties		49,268	5,049	4,386
		201,775	49,304	100,555
(b) Purchases of goods and services				
Purchases of goods to non-consolidated parties		294,929	84,485	174,588
Purchases of goods to other related parties		32,453	12,892	51,765
Purchases of services to non-consolidated parties		9,763	6,979	9,404
Purchases of services to other related parties		13,806	18,133	54,514
		350,951	122,489	290,271
(all amounts in thousands of U.S. dollars)		At December 31,		
		2021	2020	
(ii) Period-end balances				
(a) Arising from sales / purchases of goods / services				
Receivables from non-consolidated parties		66,896	78,721	
Receivables from other related parties		33,122	4,447	
Payables to non-consolidated parties		(45,092)	(24,914)	
Payables to other related parties		(2,125)	(2,310)	
		52,801	55,944	
(b) Financial debt				
Finance lease liabilities from non-consolidated parties		(1,936)	(2,042)	
Finance lease liabilities from other related parties		(624)	(810)	
		(2,560)	(2,852)	

In addition to the tables above, the Company issued various guarantees in favor of Techgen and GPC; for further details, please see note 13 (c and d) and note 26 (ii) to these Consolidated Financial Statements. No other material guarantees were issued in favor of other related parties.

Directors and senior management compensation

During the years ended December 31, 2021, 2020 and 2019, the cash compensation of Directors and Senior managers amounted to \$37.7 million, \$27.4 million and \$33.7 million respectively. These amounts include cash benefits paid to certain senior managers in connection with the pre-existing retirement plans. In addition, Directors and Senior managers received 382, 522 and 468 thousand units for a total amount of \$3.9 million, \$5 million and \$4.8 million respectively in connection with the Employee retention and long-term incentive program mentioned in note II.P.3 Employee benefits – Other long term benefits to these Consolidated Financial Statements.

31 Fees paid to the Company's principal accountant

Total fees accrued for professional services rendered by PwC Network firms to Tenaris S.A. and its subsidiaries are detailed as follows:

(all amounts in thousands of U.S. dollars)

	Year ended December 31,		
	2021	2020	2019
Audit fees	3,804	3,781	3,846
Audit-related fees	220	134	50
Tax fees	-	102	7
All other fees	5	-	1
Total	4,029	4,017	3,904

32 Principal subsidiaries

The following is a list of Tenaris's principal subsidiaries and its direct and indirect percentage of ownership of each controlled company at December 31, 2021.

Company	Country of Incorporation	Main activity	Percentage of ownership at December 31, (*)		
			2021	2020	2019
ALGOMA TUBES INC.	Canada	Manufacturing of seamless steel pipes	100%	100%	100%
CONFAB INDUSTRIAL S.A. and subsidiaries	Brazil	Manufacturing of welded steel pipes and capital goods	100%	100%	100%
DALMINE S.p.A.	Italy	Manufacturing of seamless steel pipes	100%	100%	100%
HYDRIL COMPANY and subsidiaries (except detailed) (a)	USA	Manufacture and marketing of premium connections	100%	100%	100%
IPSCO TUBULARS INC. and subsidiaries	USA	Manufacturing of welded and seamless steel pipes	100%	100%	NA
MAVERICK TUBE CORPORATION and subsidiaries	USA	Manufacturing of welded steel pipes	100%	100%	100%
NKKTUBES (b)	Japan	Manufacturing of seamless steel pipes	51%	51%	51%
P.T. SEAMLESS PIPE INDONESIA JAYA	Indonesia	Manufacturing of seamless steel products	89%	89%	89%
S.C. SILCOTUB S.A.	Romania	Manufacturing of seamless steel pipes	100%	100%	100%
SAUDI STEEL PIPE CO.	Saudi Arabia	Manufacturing of welded steel pipes	48%	48%	48%
SIAT SOCIEDAD ANONIMA	Argentina	Manufacturing of welded and seamless steel pipes	100%	100%	100%
SIDERCA SOCIEDAD ANONIMA INDUSTRIAL Y COMERCIAL and subsidiaries	Argentina	Manufacturing of seamless steel pipes	100%	100%	100%
TALTA - TRADING E MARKETING SOCIEDADE UNIPESSOAL LDA.	Portugal	Holding Company	100%	100%	100%
TENARIS BAY CITY, INC.	USA	Manufacturing of seamless steel pipes	100%	100%	100%
TENARIS CONNECTIONS BV	Netherlands	Development, management and licensing of intellectual property	100%	100%	100%
TENARIS FINANCIAL SERVICES S.A.	Uruguay	Financial company	100%	100%	100%
TENARIS GLOBAL SERVICES (CANADA) INC.	Canada	Marketing of steel products	100%	100%	100%
TENARIS GLOBAL SERVICES (U.S.A.) CORPORATION	USA	Marketing of steel products	100%	100%	100%
TENARIS GLOBAL SERVICES (UK) LTD	United Kingdom	Holding company and marketing of steel products	100%	100%	100%
TENARIS GLOBAL SERVICES S.A. and subsidiaries (except detailed) (c)	Uruguay	Holding company and marketing of steel products	100%	100%	100%
TENARIS INVESTMENTS (NL) B.V. and subsidiaries	Netherlands	Holding company	100%	100%	100%
TENARIS INVESTMENTS S.à.r.l.	Luxembourg	Holding company	100%	100%	100%
TENARIS TUBOCARIBE LTDA.	Colombia	Manufacturing of welded and seamless steel pipes	100%	100%	100%
TUBOS DE ACERO DE MEXICO, S.A.	Mexico	Manufacturing of seamless steel pipes	100%	100%	100%

(*) All percentages rounded.

(a) Tenaris Investments S.à.r.l. holds 100% of Hydril's subsidiaries shares except for Technical Drilling & Production Services Nigeria. Ltd where it held 80% for 2019.

(b) See note 35 "Preliminary agreement to terminate NKKTubes joint venture" to these Consolidated Financial Statements.

(c) Tenaris holds 98.4% of Tenaris Supply Chain S.A. and 40% of Tubular Technical Services Ltd. and Pipe Coaters Nigeria Ltd., 49% of Amaja Tubular Services Limited, 49% of Tubular Services Angola Lda and 60% of Tenaris Baogang Baotou Steel Pipes Ltd.

33 Business combinations

Acquisition of IPSCO Tubulars, Inc.

On January 2, 2020, Tenaris acquired 100% of the shares of IPSCO, a U.S. manufacturer of steel pipes, from PAO TMK (“TMK”). The final acquisition price was determined on a cash-free, debt-free basis, and the amount paid in cash at the closing -following contractual adjustments for cash, indebtedness, working capital and certain other items as estimated by the seller as of the closing date- was \$1,029 million.

The Company has begun consolidating IPSCO’s balances and results of operations as from January 2, 2020.

The allocation of the fair values determined for the assets and liabilities arising from the acquisition is as follows:

Fair value of acquired assets and liabilities:	\$ million
Property, Plant and Equipment	503
Intangible assets	170
Working capital	138
Cash and Cash Equivalents	4
Borrowings	(53)
Provisions	(27)
Other assets and liabilities, net	(63)
Net assets acquired	672

As a result of the acquisition, Tenaris recognized a goodwill for approximately \$357 million, subsequently fully impaired during 2020 as a consequence of the unprecedented decline in oil prices, deterioration on business conditions and other changes in circumstances.

34 Nationalization of Venezuelan subsidiaries

In May 2009, within the framework of Decree Law 6058, Venezuela’s President announced the nationalization of, among other companies, the Company’s majority-owned subsidiaries TAVSA - Tubos de Acero de Venezuela S.A. (“Tavsa”) and, Matesi Materiales Siderúrgicos S.A (“Matesi”), and Complejo Siderúrgico de Guayana, C.A (“Comsigua”), in which the Company has a non-controlling interest (collectively, the “Venezuelan Companies”). Tenaris and its wholly-owned subsidiary, Talta - Trading e Marketing Sociedad Unipessoal Lda (“Talta”), initiated arbitration proceedings against Venezuela before the ICSID in Washington D.C. in connection with these nationalizations and obtained favorable awards, which are final and not subject to further appeals.

Matesi

On January 29, 2016, the tribunal released its award on the arbitration proceeding concerning the nationalization of Matesi. The award upheld Tenaris’s and Talta’s claim that Venezuela had expropriated their investments in Matesi in violation of Venezuelan law as well as the bilateral investment treaties entered into by Venezuela with the Belgium-Luxembourg Economic Union and Portugal. The award granted compensation in the amount of \$87.3 million for the breaches and ordered Venezuela to pay an additional amount of \$85.5 million in pre-award interest, aggregating to a total award of \$173.1 million (including \$0.3 million of legal fees), payable in full and net of any applicable Venezuelan tax, duty or charge. The tribunal granted Venezuela a grace period of six months from the date of the award to make payment in full of the amount due without incurring post-award interest, and resolved that if no, or no full, payment is made by then, post-award interest will apply at the rate of 9% per annum compounded at six-monthly rests from the date of the award until payment in full. As of December 31, 2021, post-award interest calculated at the award rate amounted to approximately \$117.4 million and, accordingly, the total amount owed by Venezuela under the award as of December 31, 2021 was \$290.5 million.

On June 8, 2018, Tenaris and Talta filed an action in federal court in the District of Columbia to recognize and enforce the award in the United States. On July 17, 2020, the Court entered judgment recognizing the Matesi award. The judgment orders Venezuela to pay to Tenaris and Talta an amount of \$256.4 million, including principal and post-award interest through the judgment date, and provides for post-judgment interest to accrue on this sum at the U.S. federal statutory rate. As of December 31, 2021, post-judgment interest calculated at the U.S. judgment rate amounted to approximately \$0.2 million and, accordingly, the total amount owed by Venezuela under the U.S. judgment as of December 31, 2021 was \$256.6 million. The U.S. judgment, however, may not be enforced in the United States to the extent prohibited by the Venezuelan sanctions regulations issued by the U.S. Treasury Department’s Office of Foreign Assets Control currently in effect.

34 Nationalization of Venezuelan subsidiaries (Cont.)

Tavsa and Comsigua

On December 12, 2016, the tribunal issued its award upholding Tenaris's and Talta's claim that Venezuela had expropriated their investments in Tavsa and Comsigua in violation of the bilateral investment treaties entered into by Venezuela with the Belgium-Luxembourg Economic Union and Portugal. The award granted compensation in the amount of \$137 million and ordered Venezuela to pay an additional amount of \$76 million in pre-award interest and to reimburse Tenaris and Talta \$3.3 million in legal fees and ICSID administrative costs. In addition, Venezuela was ordered to pay interest from April 30, 2008 until the day of effective payment at a rate equivalent to LIBOR + 4% per annum. As of December 31, 2021, post-award interest calculated at the award rate amounted to approximately \$68.5 million and, accordingly, the total amount owed by Venezuela under the award as of December 31, 2021 was \$284.8 million.

On June 8, 2018, Tenaris and Talta filed an action in federal court in the District of Columbia to recognize and enforce the award in the United States. On August 24, 2021, the court entered judgment in favor of Tenaris and Talta and against Venezuela in the amount of \$276.9 million, with post-judgment interest accruing from the date of judgment at the federal statutory post-judgment interest rate. On November 5, 2021, the court, in response to a motion by Tenaris and Talta, amended the judgment amount to \$280.6 million, with post-judgment interest continuing to accrue from August 24, 2021 at the federal statutory post-judgment interest rate. As of December 31, 2021, post-judgment interest calculated at the U.S. judgment rate amounted to approximately \$0.1 million and, accordingly, the total amount owed by Venezuela under the U.S. judgment as of December 31, 2021 was \$280.7 million. The U.S. judgment, however, may not be enforced in the United States to the extent prohibited by the Venezuelan sanctions regulations issued by the U.S. Treasury Department's Office of Foreign Assets Control currently in effect.

As of December 31, 2021, Tenaris or its subsidiaries have net receivables related to its interest in the Venezuelan Companies for a total amount of approximately \$48.7 million. See note III.B to these Consolidated Financial Statements.

35 Other relevant information

Agreement to build a welded pipe plant in West Siberia

In 2019, Tenaris entered into an agreement with PAO Severstal to build and operate a welded pipe plant with an annual production capacity of 300,000 tons to manufacture OCTG products in Surgut, West Siberia, Russian Federation. Tenaris holds a 49% interest in the company, while PAO Severstal owns the remaining 51%. In 2019, Tenaris contributed with \$19.6 million to the project. No additional contributions were subsequently made.

In 2020, PAO Severstal and Tenaris placed the construction on-hold due to the market conditions and the pandemic.

In December 2021, the parties decided to keep the initiative on-hold and to continue assessing the situation in the relevant markets and the cost dynamics in order to determine the agreement's next steps.

Agreement to build a steel pipe premium connection threading plant in Baotou

In 2020, Tenaris entered into a joint venture with Inner Mongolia Baotou Steel Union Co. Ltd. ("Baotou Steel"), to build a premium connection threading facility to finish steel pipes produced by our joint venture partner in Baotou, China, for sale to the domestic market. Under the agreement, Tenaris holds 60% of shares in the new joint-venture company, while Baotou Steel owns the remaining 40%.

The plant, which is estimated to require a total investment of \$32.6 million, is planned to have a total annual production capacity of 70,000 tons. An initial investment of \$29.8 million, which will enable the facility to produce 45,000 tons annually, is estimated to be completed and to start operations in early 2022. During 2020 and 2021, Tenaris contributed respectively \$2.3 million and \$15.6 million in the project.

35 Other relevant information (Cont.)

Preliminary agreement to terminate NKKTubes joint venture

Tenaris's seamless pipe manufacturing facility in Japan, located in the Keihin steel complex owned by JFE Holdings Inc. ("JFE"), is operated by NKKTubes, a company owned 51% by Tenaris and 49% by JFE. Steel bars and other essential inputs and services for NKKTubes are supplied under a long-term agreement by JFE.

On March 27, 2020, JFE informed Tenaris of its decision to permanently cease as from JFE's fiscal year ending March 2024 the operations of its steel manufacturing facilities located at the Keihin complex. In light of that development, Tenaris and JFE engaged in discussions and ultimately determined that the project was no longer economically sustainable. Accordingly, on November 2, 2021, Tenaris and JFE agreed to terminate amicably their joint venture and liquidate NKKTubes. The preliminary agreement provides for the closure of NKKTubes' manufacturing operations by the end of June 2022, the termination of all agreements that allowed the operation of the joint venture, and the allocation between the parties of the related dissolution and liquidation costs. Tenaris and JFE continue discussing other aspects of the dissolution of the joint venture, with a view towards reaching a definitive agreement prior to June 2022. Tenaris and JFE are also committed to ensure a continued supply of tubular material, including *13 Chrome* alloy products to international customers after NKKTubes' closure.

Management determined that the parties' decision to terminate the NKKTubes joint venture constituted an impairment indicator and accordingly conducted an impairment test, recognizing a charge of approximately \$57 million, impacting NKKTubes' property, plant and equipment and intangible assets. In addition, as of December 31 2021, the Company carries a positive currency translation adjustment reserve of approximately \$140 million, out of which \$71 million corresponds to the owners of the parent. The net non-controlling interests' reserve amounts to approximately \$25 million. These balances will be reclassified through the Company's results in the period when the final transaction occurs.

36 The COVID-19 pandemic, the oil & gas industry situation and their impact on Tenaris's operations and financial condition

The rapid expansion of the COVID-19 pandemic around the world and the containment measures adopted by governmental authorities triggered a severe fall in global economic activity and precipitated a serious crisis in the energy sector. Global oil and gas demand decreased significantly in the first half of 2020 causing a collapse in prices, an acute oversupply, a rapid build-up of excess inventories, and the consequent drop of investments in drilling activity by Tenaris's oil and gas customers. The Company took prompt action to mitigate the impact of the crisis and to adapt Tenaris's operations on a country-by-country basis to comply with applicable rules and requirements and contain the effects of the global crisis. In response to the COVID-19 outbreak, several countries, including countries where Tenaris has operations (such as Argentina, China, Colombia, Italy, Mexico, Saudi Arabia and the United States) took mitigation and containment measures, including bans on business activities and closure of industrial facilities. The Company implemented a worldwide restructuring program and cost-containment plan aimed at preserving the financial resources and overall liquidity position and maintaining the continuity of its operations; adjusted production levels at its facilities including through the temporary closure of certain facilities or production lines and layoffs in several jurisdictions, and reduced capital expenditures and working capital. In addition, the Company introduced remote work and other flexible work arrangements and implemented special operations protocols in order to safeguard the health, safety and wellbeing of Tenaris's employees, customers and suppliers. Although such measures have so far proved to be successful to mitigate the impact of the crisis on Tenaris, if new and more contagious variants of the virus prove to be resistant to available vaccines and new preventive measures are imposed in the future, Tenaris's operations could be further affected and its results adversely impacted. Despite economic volatility as a result of the continuing presence and repercussions of COVID-19, as well as the uncertainty about the future duration and extent of the pandemic, market demand for oil is approaching pre-pandemic levels and that for natural gas already exceeds them. Oil and natural gas prices also exceed pre-COVID-19 levels, while oil and gas drilling activity is steadily increasing in North America and the rest of the world and OCTG inventories are at relatively low levels in North America and are at more normal levels in the rest of the world. Tenaris's North American industrial facilities continue ramping up to meet higher demand and some facilities - temporary shut down during 2020- were reopened during 2021. In this context, even with raw material, energy and logistic cost increases, Tenaris's margins show a significant recovery compared to 2020.

36 The COVID-19 pandemic, the oil & gas industry situation and their impact on Tenaris's operations and financial condition (Cont.)

With the purpose of assessing the Company's exposure to the effects of the COVID-19 pandemic and its impact over its business, financial position and performance, the management has conducted impairment tests, and is closely monitoring the recoverability of long lived assets and deferred taxes, financial risk management, in particular credit and liquidity risks and the adequacy of its provisions for contingent liabilities.

The Company also renegotiated existing contractual obligations with its counterparties to adapt the commitments to the decrease in activity. As a result, Tenaris is adequately complying with all main outstanding contractual commitments and guarantees. In addition, Tenaris has not received any material government grants or public support measures for the years 2021 and 2020, and has not received, nor provided, material arrangements on the form of supply chain financing.

As of the date of these Consolidated Financial Statements, Tenaris's capital and financial resources, and overall liquidity position, have not been affected by this scenario. Tenaris has in place non-committed credit facilities and management believes it has adequate access to credit markets. In addition, Tenaris has a net cash position of approximately \$700⁶ million as of the end of December 2021 and a manageable debt amortization schedule.

Considering Tenaris's financial position and the funds provided by operating activities, management believes that the Company has sufficient resources to satisfy its current working capital needs, service its debt and address short-term changes in business conditions.

Management does not expect to disclose or incur in any material COVID-19-related contingency, and it considers its allowance for doubtful accounts sufficient to cover risks that could arise from credits with customers in accordance with IFRS 9.

37 Subsequent events

Investment to build a wind farm in Argentina

On February 16, 2022, the Board of Directors has approved an investment plan to build a wind farm in Argentina at a cost of approximately \$190 million which would reduce Tenaris's CO₂ emissions in that country by around 150,000 tons per year, and supply close to 50% of the energy requirements at the integrated seamless pipe mill in Campana, Argentina. This investment is expected to be completed during 2023.

Annual Dividend Proposal

Upon approval of the Company's annual accounts in March 2022, the Board of Directors intends to propose, for the approval of the Annual General Shareholders' meeting to be held on May 3, 2022, the payment of an annual dividend of \$0.41 per share (\$0.82 per ADS), or approximately \$484 million, which includes the interim dividend of \$0.13 per share (\$0.26 per ADS) or approximately \$153 million, paid on November 24, 2021. If the annual dividend is approved by the shareholders, a dividend of \$0.28 per share (\$0.56 per ADS), or approximately \$331 million will be paid on May 25, 2022, with an ex-dividend date of May 23, 2022. These Consolidated Financial Statements do not reflect this dividend payable.

38 Update as of March 30, 2022⁷

The Russia-Ukraine armed conflict and its impact on Tenaris's operations and financial condition

On February 24, 2022, Russia launched a military attack on Ukraine. In response, the United States, the European Union and the United Kingdom have imposed a wave of sanctions against certain Russian institutions, companies and citizens. The Russian Government has retaliated by banning airlines from its airspace and has ordered economic counter measures, including restrictions on residents transferring foreign currency abroad.

⁶ Net cash / debt is calculated in the following manner:

Net cash= Cash and cash equivalents + Other investments (Current and Non-Current) + / - Derivatives hedging borrowings and investments– Borrowings (Current and Non-Current).

⁷ This note was added subsequently to the approval of these Consolidated Financial Statements by the Company's Board of Directors on February 16, 2022.

The Russia-Ukraine armed conflict and its impact on Tenaris's operations and financial condition (Cont.)

Russia is a major supplier of oil and gas in Europe and worldwide, and Russia and Ukraine are both major global suppliers of internationally traded steelmaking raw materials and semi-finished steel products. For example, prior to the conflict, Russia was producing between 10-12% of the world's oil, supplying as much as 40% of the EU's natural gas, while Russia and Ukraine combined were accounting for around 50% of internationally traded pig iron, around 30% of internationally traded semi-finished steel products, and a large proportion of internationally traded ferroalloys used in steelmaking.

As a result of the armed conflict and related sanctions, oil and gas prices have spiked upwards and foreign trade transactions involving Russian and Ukrainian counterparties have been severely affected. For example, oil prices rose around \$130 per barrel and European gas prices rose above \$60 per million BTU in the immediate aftermath of the invasion, but have since fallen back to around \$120/bbl and \$30 per million BTU. Although it is hard to predict how energy and commodity prices will behave as the conflict unfolds, higher prices and even shortages of energy and raw materials used in our steelmaking operations (including natural gas and electric energy, particularly in Europe, steel scrap, pig iron, DRI, HBI, ferroalloys, steel bars, coils and plates) are likely if there is a severe disruption in energy supplies to Europe or in foreign trade transactions in steel making raw materials involving Russian and Ukrainian counterparties.

Our purchases of raw materials from Russia and Ukraine, used in our production process, mainly ferroalloys for our global operations and pig iron for our European operations, amounted to approximately \$34 million in 2021. We are seeking supplies from alternative sources in response to the interruption in supplies from Ukraine and the impact of sanctions on supplies from Russia and may be forced to pay higher prices to secure the raw materials we require for our steelmaking operations.

Our sales to Russian customers represented approximately 0.2% of our global sales in 2021. We have suspended sales to our Russian customers and purchases from Russian suppliers that would breach applicable sanctions. In addition, we have a representative office in Moscow, which currently employs 10 people. Tenaris is exploring alternatives with respect to potential relocation or closure of such office.

In light of the armed conflict involving Russia and Ukraine and the designation of Severstal's controlling shareholder as person subject to EU and UK sanctions, we are currently assessing the amount to be written off from our investment in the joint venture in Russia, which as of December 31, 2021 amounted to \$16.8 million.

Discontinuity of industrial equipment manufacturing in Brazil

On March 21, 2022, the Company announced its decision to reorganize the activities at its Confab Equipamentos industrial facility in Moreira César, Pindamonhangaba, São Paulo, Brazil. The Company's Brazilian subsidiaries will discontinue the manufacturing of industrial equipment and will focus their activities entirely on the production of welded products, sucker rods, coatings and accessories. The Company estimates that this decision will not have a material effect on its financial condition and results of operations.



Alicia Mondolo
Chief Financial Officer

Annual Accounts (Luxembourg GAAP)

As at December 31, 2021



Audit report

To the Shareholders of
Tenaris S.A.

Report on the audit of the annual accounts

Our opinion

In our opinion, the accompanying annual accounts give a true and fair view of the financial position of Tenaris S.A. (the “Company”) as at 31 December 2021, and of the results of its operations for the year then ended in accordance with Luxembourg legal and regulatory requirements relating to the preparation and presentation of the annual accounts.

Our opinion is consistent with our additional report to the Audit Committee of the Company’s Board of Directors (the “Audit Committee”).

What we have audited

The Company’s annual accounts comprise:

the balance sheet as at 31 December 2021;
the profit and loss account for the year then ended; and
the notes to the annual accounts, which include a summary of significant accounting policies.

Basis for opinion

We conducted our audit in accordance with the EU Regulation No 537/2014, the Law of 23 July 2016 on the audit profession (Law of 23 July 2016) and with International Standards on Auditing (ISAs) as adopted for Luxembourg by the “Commission de Surveillance du Secteur Financier” (CSSF). Our responsibilities under the EU Regulation No 537/2014, the Law of 23 July 2016 and ISAs as adopted for Luxembourg by the CSSF are further described in the “Responsibilities of the “Réviseur d’entreprises agréé” for the audit of the annual accounts” section of our report.

We believe that the audit evidence we have obtained is sufficient and appropriate to provide a basis for our opinion.

We are independent of the Company in accordance with the International Code of Ethics for Professional Accountants, including International Independence Standards, issued by the International Ethics Standards Board for Accountants (IESBA Code) as adopted for Luxembourg by the CSSF together with the ethical requirements that are relevant to our audit of the annual accounts. We have fulfilled our other ethical responsibilities under those ethical requirements.



To the best of our knowledge and belief, we declare that we have not provided non-audit services that are prohibited under Article 5(1) of the EU Regulation No 537/2014.

The non-audit services that we have provided to the Company for the year ended 31 December 2021, are disclosed in Note 9 to the annual accounts.

The non-audit services rendered by PwC Network firms to the Company and its controlled undertakings, for the year ended 31 December 2021, are disclosed in Note 31 to the Company's consolidated financial statements.

Key audit matters

Key audit matters are those matters that, in our professional judgment, were of most significance in our audit of the annual accounts of the current period. These matters were addressed in the context of our audit of the annual accounts as a whole, and in forming our opinion thereon, and we do not provide a separate opinion on these matters.

Key audit matter	How our audit addressed the key audit matter
------------------	--

<i>Recoverability of investment in subsidiary - Tenaris Investments S.à r.l.</i>	
--	--

Note 3 to the annual accounts indicates that as of 31 December 2021, Tenaris S.A. holds 100% interest in the unlisted company Tenaris Investments S.à r.l. (Tenaris Investments). This investment represents 99.99% of the total assets of the Company. The carrying value of the investment amounts to 14,991 million USD.	
---	--

	Our audit approach included assessing the recoverability of the investment in Tenaris Investments by comparing its carrying value with Tenaris Investments' net assets as obtained from its audited annual accounts.
--	--

We focused our audit on the recoverability of this investment given its financial significance over the total assets.	
---	--

Other information

The Board of Directors is responsible for the other information. The other information comprises the information stated in the annual report including the consolidated management report and the Corporate Governance Statement but does not include the annual accounts and our audit report thereon.

Our opinion on the annual accounts does not cover the other information and we do not express any form of assurance conclusion thereon.



In connection with our audit of the annual accounts, our responsibility is to read the other information identified above and, in doing so, consider whether the other information is materially inconsistent with the annual accounts or our knowledge obtained in the audit, or otherwise appears to be materially misstated. If, based on the work we have performed, we conclude that there is a material misstatement of this other information, we are required to report that fact. We have nothing to report in this regard.

Responsibilities of the Board of Directors and those charged with governance for the annual accounts

The Board of Directors is responsible for the preparation and fair presentation of the annual accounts in accordance with Luxembourg legal and regulatory requirements relating to the preparation and presentation of the annual accounts, and for such internal control as the Board of Directors determines is necessary to enable the preparation of annual accounts that are free from material misstatement, whether due to fraud or error.

In preparing the annual accounts, the Board of Directors is responsible for assessing the Company's ability to continue as a going concern, disclosing, as applicable, matters related to going concern and using the going concern basis of accounting unless the Board of Directors either intends to liquidate the Company or to cease operations, or has no realistic alternative but to do so.

Those charged with governance are responsible for overseeing the Company's financial reporting process.


The Board of Directors is responsible for presenting the annual accounts in compliance with the requirements set out in the Delegated Regulation 2019/815 on European Single Electronic Format ("ESEF Regulation").

Responsibilities of the "Réviseur d'entreprises agréé" for the audit of the annual accounts

The objectives of our audit are to obtain reasonable assurance about whether the annual accounts as a whole are free from material misstatement, whether due to fraud or error, and to issue an audit report that includes our opinion. Reasonable assurance is a high level of assurance, but is not a guarantee that an audit conducted in accordance with the EU Regulation No 537/2014, the Law of 23 July 2016 and with ISAs as adopted for Luxembourg by the CSSF will always detect a material misstatement when it exists. Misstatements can arise from fraud or error and are considered material if, individually or in the aggregate, they could reasonably be expected to influence the economic decisions of users taken on the basis of these annual accounts.

As part of an audit in accordance with the EU Regulation No 537/2014, the Law of 23 July 2016 and with ISAs as adopted for Luxembourg by the CSSF, we exercise professional judgment and maintain professional scepticism throughout the audit. We also:

- identify and assess the risks of material misstatement of the annual accounts, whether due to fraud or error, design and perform audit procedures responsive to those risks, and obtain audit evidence that is sufficient and appropriate to provide a basis for our opinion. The risk of not detecting a material misstatement resulting from fraud is higher than for one resulting from error, as fraud may involve collusion, forgery, intentional omissions, misrepresentations, or the override of internal control;



- obtain an understanding of internal control relevant to the audit in order to design audit procedures that are appropriate in the circumstances, but not for the purpose of expressing an opinion on the effectiveness of the Company's internal control;
- evaluate the appropriateness of accounting policies used and the reasonableness of accounting estimates and related disclosures made by the Board of Directors;
- conclude on the appropriateness of the Board of Directors' use of the going concern basis of accounting and, based on the audit evidence obtained, whether a material uncertainty exists related to events or conditions that may cast significant doubt on the Company's ability to continue as a going concern. If we conclude that a material uncertainty exists, we are required to draw attention in our audit report to the related disclosures in the annual accounts or, if such disclosures are inadequate, to modify our opinion. Our conclusions are based on the audit evidence obtained up to the date of our audit report. However, future events or conditions may cause the Company to cease to continue as a going concern;
- evaluate the overall presentation, structure and content of the annual accounts, including the disclosures, and whether the annual accounts represent the underlying transactions and events in a manner that achieves fair presentation.

We communicate with those charged with governance regarding, among other matters, the planned scope and timing of the audit and significant audit findings, including any significant deficiencies in internal control that we identify during our audit.

We also provide those charged with governance with a statement that we have complied with relevant ethical requirements regarding independence, and communicate to them all relationships and other matters that may reasonably be thought to bear on our independence, and where applicable, actions taken to eliminate threats or safeguards applied.


From the matters communicated with those charged with governance, we determine those matters that were of most significance in the audit of the annual accounts of the current period and are therefore the key audit matters. We describe these matters in our audit report unless law or regulation precludes public disclosure about the matter.

We assess whether the annual accounts have been prepared, in all material respects, in compliance with the requirements laid down in the ESEF Regulation.

Report on other legal and regulatory requirements

The consolidated management report is consistent with the annual accounts and has been prepared in accordance with applicable legal requirements.

The Corporate Governance Statement is included in the consolidated management report. The information required by Article 68ter Paragraph (1) Letters c) and d) of the Law of 19 December 2002 on the commercial and companies register and on the accounting records and annual accounts of



undertakings, as amended, is consistent with the annual accounts and has been prepared in accordance with applicable legal requirements.

We have been appointed as “Réviseur d’Entreprises Agréé” by the General Meeting of the Shareholders on 3 May 2021 and the duration of our uninterrupted engagement, including previous renewals and reappointments, is 20 years.

We have checked the compliance of the annual accounts of the Company as at 31 December 2021 with relevant statutory requirements set out in the ESEF Regulation that are applicable to annual accounts.

For the Company it relates to the requirement that annual accounts are prepared in a valid XHTML format.

In our opinion, the annual accounts of the Company as at 31 December 2021, identified as Tenaris AR-2021-12-31-en, have been prepared, in all material respects, in compliance with the requirements laid down in the ESEF Regulation.

PricewaterhouseCoopers, Société coopérative
Represented by

Luxembourg, 30 March 2022

A handwritten signature in blue ink, appearing to read "P.V. y-", where "P.V." likely stands for PricewaterhouseCoopers and "y-" is a stylized signature.

Gilles Vanderweylen

Tenaris S.A.
Balance Sheet as at December 31, 2021
(expressed in United States Dollars)

			DEC 2021 USD	DEC 2020 USD
	ASSETS			
C.	Fixed assets			
III.	Financial assets			
1.	Shares in affiliated undertakings	3	14,990,658,193	15,348,618,449
			14,990,658,193	15,348,618,449
D.	Current assets			
II.	Debtors			
4.	Other debtors		-	855
	a) becoming due and payable within one year		339,638	254,060
IV.	Cash at bank and in hand		42,056	48,190
E.	Prepayments		381,694	303,105
			14,991,039,887	15,348,921,554
	Total assets			
	CAPITAL, RESERVES AND LIABILITIES			
A.	Capital and reserves	4		
I.	Subscribed capital		1,180,536,830	1,180,536,830
II.	Share premium account		609,732,757	609,732,757
IV.	Reserves			
1.	Legal reserve	5	118,053,683	118,053,683
V.	Profit brought forward		13,241,701,857	15,908,055,291
VI.	Loss for the financial year		(39,866,098)	(2,418,440,700)
VII.	Interim dividends	7	(153,469,788)	(82,637,578)
			14,956,689,241	15,315,300,283
C.	Creditors			
6.	Amounts owed to affiliated undertakings			
	a) becoming due and payable within one year	8	13,016,693	19,990,081
	b) becoming due and payable after more than one year	8	11,403,787	7,347,177
8.	Other creditors			
	a) Tax authorities		5,457	116,079
	c) Other creditors			
	i) becoming due and payable within one year		8,688,563	6,167,934
	ii) becoming due and payable after more than one year		1,236,146	-
			34,350,646	33,621,271
	Total capital, reserves and liabilities		14,991,039,887	15,348,921,554

The accompanying notes are an integral part of these annual accounts

Tenaris S.A.**Profit and loss account for the year ended December 31, 2021**

(expressed in United States Dollars)

	Note(s)	2021 USD	2020 USD
4. Other operating income		1,134,180	1,332,639
5. Other external expenses	9	(8,384,641)	(7,436,190)
6. Staff costs		(1,448,013)	-
8. Other operating expenses	10	(30,764,930)	(22,011,736)
11. Other interest receivable and similar income			
b) other interest and similar income		263,681	2,229
13. Value adjustments in respect of financial assets and of investments held as current assets	3	-	(2,389,291,348)
14. Interest payable and similar expenses			
a) concerning affiliated undertakings	11	(659,504)	(615,926)
b) other interest and similar expenses		(1,414)	(414,455)
16. Loss after taxation		<u>(39,860,641)</u>	<u>(2,418,434,787)</u>
17. Other taxes not shown under items 1 to 16	12	<u>(5,457)</u>	<u>(5,913)</u>
18. Loss for the financial year		<u>(39,866,098)</u>	<u>(2,418,440,700)</u>

The accompanying notes are an integral part of these annual accounts

Tenaris S.A.

Notes to the audited annual accounts

Note 1 – General information

Tenaris S.A. (the “Company” or “Tenaris”) was established on December 17, 2001 under the name of Tenaris Holding S.A. as a public limited liability company under Luxembourg’s 1929 holding company regime (*société anonyme holding*). On June 26, 2002, the Company changed its name to Tenaris S.A. On January 1, 2011, the Company became an ordinary public limited liability company (*société anonyme*).

Tenaris’s object is to invest mainly in companies that manufacture and market steel tubes and other related businesses.

The financial year starts on January 1 and ends on December 31 of each year.

Tenaris prepares and publishes consolidated financial statements which include further information on Tenaris and its subsidiaries. The consolidated financial statements are available at the registered office of the Company, 26, Boulevard Royal – 4th floor, L-2449, Luxembourg, Grand-Duchy of Luxembourg.

Note 2 – Summary of significant accounting policies

2.1 Basis of presentation

These annual accounts have been prepared in accordance with Luxembourg legal and regulatory requirements under the historical cost convention.

Accounting policies and valuation rules are, besides the ones laid down by the law of 19 December 2002, determined and applied by the Board of Directors.

The preparation of these annual accounts requires management to make certain accounting estimates and assumptions that might affect the reported amounts of assets and liabilities and the disclosure of contingent assets and liabilities at the reporting dates, and the reported amounts of income and charges during the reporting years. Actual results may differ from these estimates. The main area involving significant estimates or judgements is impairment of financial assets (see Note 3). During the period there were no material changes in the significant accounting estimates.

The Company is carefully assessing the potential impact of climate change and the energy transition on its business in terms of the risks to its markets and its physical assets and is adapting its business strategy accordingly. These events did not impact materially management judgements and estimates used in the preparation of these annual accounts.

2.2 Foreign currency translation

Assets and liabilities denominated in currencies other than the United States Dollar (“USD”) are translated into USD at the rate of exchange at the balance sheet date except for tangible and intangible fixed assets and Shares in affiliated undertakings which remain at the historical exchange rate on the day of incorporation. The resulting gains or losses are reflected in the Profit and loss account for the financial year when they are realized. Solely the unrealized exchange losses are recorded in the profit and loss account. Income and expenses in currencies other than the USD are translated into USD at the exchange rate prevailing at the date of each transaction.

2.3 Financial assets

Shares in affiliated undertakings are valued at purchase or contribution price including the expenses incidental thereto.

The Company conducts impairment tests on its financial assets in accordance with Luxembourg regulations.

In case of other than a temporary decline in respect of the financial assets value, its carrying value will be reduced to recognize this decline. If there is a change in the reasons for which the value adjustments were made, these adjustments could be reversed, if appropriate.

Tenaris S.A.

Notes to the audited annual accounts

Note 2 – Summary of significant accounting policies (Cont.)

2.4 Debtors

Debtors are valued at their nominal value. They are subject to value adjustments whenever their recovery is compromised. These value adjustments are not continued if the reasons for which the value adjustments were made have ceased to apply.

2.5 Cash at bank and in hand

Cash at bank and in hand mainly comprise cash at bank and liquidity funds. Assets recorded in cash at bank and in hand are carried at historical cost which approximates fair market value.

2.6 Creditors

Creditors are stated at nominal value.

Note 3 – Financial assets

Shares in affiliated undertakings

Tenaris holds 100% of the shares of Tenaris Investments S.à r.l. (“Tenaris Investments”) with registered office in Luxembourg and holds, indirectly through this wholly-owned subsidiary, 100% of the shares of Confab Industrial S.A., Inversiones Lucerna Limitada, Maverick Tube Corporation, Siderca S.A.I.C., Talta - Trading e Marketing, Sociedade Unipessoal Lda., Algoma Tubes Inc., S.C. Silcotub S.A., Management Solutions Services Inc., Tenaris Investments (NL) B.V., Tenaris Connections B.V. and Tenaris Financial Services S.A., 50% of the shares of Exiros B.V. and 11.5% of the shares of Ternium S.A.

Movements during the financial year are as follows:

	USD
Gross book value - opening balance	20,677,201,141
Decreases for the financial year (*)	(357,960,256)
Gross book value - closing balance	20,319,240,885
Accumulated value adjustments - opening balance	(5,328,582,692)
Accumulated value adjustments - closing balance	(5,328,582,692)
Net book value - opening balance	15,348,618,449
Net book value - closing balance	14,990,658,193

(*) On December 7, 2010, Tenaris entered into a master credit agreement with Tenaris Investments pursuant to which, upon request from Tenaris, Tenaris Investments may, but shall not be required to, from time to time, make loans to Tenaris. Any loan under the master credit agreement may be repaid or prepaid from time to time through a reduction of the capital of Tenaris Investments by an amount equivalent to the amount of the loan then outstanding (including accrued interest). As a result of reductions in the capital of Tenaris Investments made during the financial year ended December 31, 2021, in connection with cancellations of loans to Tenaris, the value of the participation of Tenaris in Tenaris Investments decreased by USD 358 million.

In 2020, results of the Company’s subsidiaries indirectly held through its wholly-owned subsidiary Tenaris Investments were affected by the COVID-19 pandemic and the adverse market conditions reflecting the decline in oil prices and their impact on drilling activity and on the demand outlook for tubular products. The management of the Company assessed the recoverable value of its investment and recorded an impairment charge of USD 2.4 billion as of December 31, 2020 under Luxembourg GAAP.

As of December 31, 2021 Tenaris Investments reported a net equity of USD 15 billion and an income for the financial year of USD 59.2 million.

Tenaris S.A.

Notes to the audited annual accounts

Note 4 – Capital and reserves

The authorized capital of the Company amounts to USD 2.5 billion. The total authorized share capital of the Company is represented by 2,500,000,000 shares with a par value of USD 1 per share. The total capital issued and fully paid-up at December 31, 2021 was 1,180,536,830 shares with a par value of USD 1 per share.

The board of directors is authorized until June 12, 2025, to increase the issued share capital, through issues of shares within the limits of the authorized capital.

Following the completion of the corporate reorganization, and upon its conversion into an ordinary Luxembourg holding company, the Company recorded a special reserve for tax purposes in a significant amount. The Company expects that, as a result of its corporate reorganization, its current overall tax burden will not increase, as all or substantially all of its dividend income will come from high income tax jurisdictions.

Note 5 – Legal reserve

In accordance with Luxembourg law, the Company is required to set aside a minimum of 5% of its annual net profit for each financial year to a legal reserve. This requirement ceases to be necessary once the balance on the legal reserve has reached 10% of the issued share capital. The Company's reserve has already reached this 10%. If the legal reserve later falls below the 10% threshold, at least 5% of net profits must be allocated to the reserve. The legal reserve is not available for distribution to the shareholders.

Note 6 – Distributable amounts

Dividends may be paid by Tenaris upon the ordinary shareholders' meeting approval to the extent distributable retained earnings exist.

At December 31, 2021, the Company's profit brought forward after deduction of the loss and the interim dividend for the financial year under Luxembourg law totalled approximately USD 13.0 billion.

The share premium amounting to USD 0.6 billion can also be reimbursed.

Note 7 – Dividend payment

On May 3, 2021, the Company's Shareholders approved an annual dividend in the amount of USD 0.21 per share (USD 0.42 per ADS) for an aggregate amount of approximately USD 248 million. The amount approved included the interim dividend previously paid on November 25, 2020 in the amount of USD 0.07 per share (USD 0.14 per ADS). The balance, amounting to USD 0.14 per share (USD 0.28 per ADS), was paid on May 26, 2021.

On November 3, 2021, the Company's Board of Directors approved the payment of an interim dividend of USD 0.13 per share (USD 0.26 per ADS), or approximately USD 153 million, payable on November 24, 2021, with an ex-dividend date of November 22, 2021.

Tenaris S.A.

Notes to the audited annual accounts

Note 8 – Creditors: Amounts owed to affiliated undertakings

	Within a year	After more than one year and within five years	After more than five years	Total at December 31, 2021	Total at December 31, 2020
	USD	USD	USD	USD	USD
Creditors becoming due and payable					
Tenaris Solutions Uruguay S.A.	3,392,387	2,034,540	5,616,319	11,043,246	5,935,409
Siderca Sociedad Anónima Industrial y Comercial	4,460,576	562,695	1,000,940	6,024,211	6,680,517
Management Solutions Services, Inc.	1,813,427	862,912	1,326,381	4,002,720	2,392,673
Tenaris Investments S.à r.l.	2,002,898	-	-	2,002,898	5,703,650
Dalmine S.p.A.	996,357	-	-	996,357	4,709,841
Tubos de Acero de México, S.A.	343,374	-	-	343,374	220,658
Tenaris Connections B.V.	-	-	-	-	1,688,484
Others	7,674	-	-	7,674	6,026
Total	13,016,693	3,460,147	7,943,640	24,420,480	27,337,258

Note 9 – Other external expenses

	2021 USD	2020 USD
Professional services and fees (*)	7,454,142	6,649,918
Other services and fees	727,957	589,471
Others	202,542	196,801
	8,384,641	7,436,190

(*) The total fees for the financial year received by the auditor amounted 1.5 million including 84 thousand related to statutory auditor's other assurance services.

Total fees accrued for professional services rendered by PwC Network firms to Tenaris S.A. and its subsidiaries are disclosed in note 31 to the Company's consolidated financial statements.

Note 10 – Other operating expenses

	2021 USD	2020 USD
Senior Management compensation and others	28,030,996	18,969,996
Board of directors' accrued fees	1,496,822	1,327,762
Others	1,237,112	1,713,978
	30,764,930	22,011,736

Note 11 – Interest payable concerning affiliated undertakings

Interests payable concerning affiliated undertaking are referred to intercompany loans from Tenaris Investments.

Note 12 – Taxes

The Company is liable to all taxes applicable to a Luxembourg "Société Anonyme". For the financial year ended December 31, 2021 the Company did not realize any profits subject to tax in Luxembourg.

Tenaris S.A.

Notes to the audited annual accounts

Note 13 – Parent Company

Tenaris's controlling shareholders as of December 31, 2021 were as follows:

- San Faustin S.A., a Luxembourg *société anonyme* ("San Faustin"), owned 713,605,187 shares in the Company, representing 60.45% of the Company's capital and voting rights.
- San Faustin owned all of its shares in the Company through its wholly-owned subsidiary Techint Holdings S.à.r.l., a Luxembourg *société à responsabilité limitée* ("Techint"), who is the holder of record of the above-mentioned Tenaris shares.
- Rocca & Partners Stichting Administratiekantoor Aandelen San Faustin, a private foundation located in the Netherlands (Stichting) ("RP STAK") held voting shares in San Faustin sufficient in number to control San Faustin.
- No person or group of persons controls RP STAK.

Based on the information most recently available to the Company, Tenaris's directors and senior management as a group owned 0.08% of the Company's outstanding shares.

Note 14 – Putative class actions

Following the Company's November 27, 2018, announcement that its Chairman and CEO Paolo Rocca had been included in an Argentine court investigation known as the Notebooks Case (a decision subsequently reversed by a higher court), two putative class action complaints were filed in the U.S. District Court for the Eastern District of New York. On April 29, 2019, the court consolidated the complaints into a single case, captioned "In re Tenaris S.A. Securities Litigation", and appointed lead plaintiffs and lead counsel. On July 19, 2019, the lead plaintiffs filed an amended complaint purportedly on behalf of purchasers of Tenaris securities during the putative class period of May 1, 2014, through December 5, 2018. The individual defendants named in the complaint are Tenaris's Chairman and CEO and Tenaris's former CFO. The complaint alleges that during the class period, the Company and the individual defendants inflated the Tenaris share price by failing to disclose that the nationalization proceeds received by Ternium (in which the Company held an 11.46% stake) when Sidor was expropriated by Venezuela were received or expedited as a result of allegedly improper payments made to Argentine officials. The complaint does not specify the damages that plaintiff is seeking. On October 9, 2020, the court granted in part and denied in part the defendants' motions to dismiss. The court partially granted and partially denied the motion to dismiss the claims against the Company and its Chairman and CEO. In addition, the court granted the motions to dismiss as to all claims against San Faustin, Techint, and Tenaris's former CFO. The case is now proceeding based on the claims that survived the motion to dismiss. Management believes the Company has meritorious defenses to these claims; however, at this stage Tenaris cannot predict the outcome of the claim or the amount or range of loss in case of an unfavorable outcome.

Note 15 – U.S. patent infringement litigation

Tenaris Coiled Tubes, LLC ("TCT"), a U.S. subsidiary of the Company, was sued in 2017 by its competitor Global Tubing, alleging defamatory conduct by TCT and seeking a declaration that certain Global Tubing products do not infringe patents held by TCT. TCT subsequently counterclaimed that certain Global Tubing products infringe patents held by TCT, Global Tubing has since sought to invalidate such patents. On December 13, 2019, Global Tubing filed an amended complaint (including the Company as defendant), alleging that TCT and the Company misled the patent office in order to monopolize the coiled tubing market for quench and tempered products. On March 26, 2021, a magistrate to the principal judge in the case found that Global Tubing had established a prima facie case that TCT had misled the patent office by failing to disclose a previous attempt to quench and temper coiled tubing. On April 9, 2021, TCT filed its objections to the magistrate's ruling with the principal judge in the case. On August 25, 2021, the principal judge in the case affirmed the magistrate's order and found possible evidence of intent to commit fraud on the patent office. Such determination is not final. TCT is considering several avenues to challenge this decision. TCT believes that it has meritorious defenses to this claim. Trial was expected to take place in May 2022 but is likely to be postponed. At this time, it is not possible to predict the outcome of this matter or estimate the range of potential losses that may result from the resolution of this claim.

Tenaris S.A.

Notes to the audited annual accounts

Note 16 – Ongoing investigation

The Company is aware that Brazilian, Italian and Swiss authorities have been investigating whether certain payments were made prior to 2014 from accounts of entities presumably associated with affiliates of the Company to accounts allegedly linked to individuals related to Petróleo Brasileiro S.A. (“Petrobras”) and whether any such payments were intended to benefit the Company’s Brazilian subsidiary Confab. Any such payments could violate certain applicable laws, including the U.S. Foreign Corrupt Practices Act.

The Company had previously reviewed certain of these matters in connection with an investigation by the Brazilian authorities related to “Operation Lava Jato,” and did not uncover any information that corroborated allegations of involvement in these alleged payments by the Company or its subsidiaries. Furthermore, the Company became aware that a Petrobras internal investigation commission reviewed certain contracts with Confab and concluded that they had not found evidence that Petrobras had benefitted Confab or had misused applicable local content rules.

The Audit Committee of the Company’s Board of Directors engaged external counsel in connection with the Company’s review of these matters. In addition, the Company voluntarily notified the U.S. Securities and Exchange Commission (“SEC”) and the U.S. Department of Justice (“DOJ”) in October 2016.

In July 2019, the public prosecutors’ office of Milan, Italy, completed a preliminary investigation into the alleged payments and included the Company’s Chairman and Chief Executive Officer, two other board members, Gianfelice Rocca and Roberto Bonatti, and the Company’s controlling shareholder, San Faustin, in the investigation. The Company is not a party to the proceedings. On March 22, 2022, upon completion of the evidentiary phase of the trial, the acting prosecutor requested the first-instance court in Milan in charge of the case to impose sanctions on our Chairman and Chief Executive Officer, on the other two board members, and on San Faustin. The Company’s outside counsel in Italy has advised the Company that neither the case file nor the prosecutor’s request contain or identify any evidence of involvement in, or knowledge of, the alleged wrongdoing by any of the three directors. The Company has also been advised that the defendants are scheduled to present their arguments before the court on April 19, 2022, that the court may issue its decision on April 26, 2022, and that the grounds for any such decision may not be immediately available. Any decision by the first-instance court may be appealed by either party before a higher court.

In June 2020, the Company learned that the Brazilian public prosecutors’ office requested the indictment of several individuals, including three executives or former executives of Confab and a former agent of Confab, charging them with the alleged crimes of corruption in relation to contracts executed between 2007 and 2010, and money laundering in relation to payments between 2009 and 2013. The proceedings are underway. Neither the Company nor Confab is a party to the proceedings.

The Company continues to respond to requests from and otherwise cooperate with the appropriate authorities. The Company has engaged in discussions with the SEC and the DOJ towards a potential resolution of the investigation. There are no assurances that the discussions with the SEC or the DOJ will result in a final resolution of the investigation or, if a resolution is achieved, the timing, scope and terms of any such resolution. At this time, the Company cannot predict the outcome of these matters or estimate the range of potential loss or extent of risk, if any, to the Company’s business that may result from the resolution of these matters.

Note 17 – Off balance sheet commitments

The Company issued guarantees covering the funding obligations of Techgen S.A. de C.V. (“Techgen”), an associated company of Tenaris, under a loan agreement between Techgen and various lenders. As of December 31, 2021 and 2020, the amount guaranteed was approximately USD 10.3 million and USD 4.9 million, respectively.

Tenaris S.A.

Notes to the audited annual accounts

Note 18 – The COVID-19 pandemic, the oil & gas industry situation and their impact on Tenaris's operations and financial condition

The rapid expansion of the COVID-19 pandemic around the world and the containment measures adopted by governmental authorities triggered a severe fall in global economic activity and precipitated a serious crisis in the energy sector. Global oil and gas demand decreased significantly in the first half of 2020 causing a collapse in prices, an acute oversupply, a rapid build-up of excess inventories, and the consequent drop of investments in drilling activity. The Company took prompt action to mitigate the impact of the crisis and to adapt its subsidiaries' operations on a country-by-country basis to comply with applicable rules and requirements and contain the effects of the global crisis. In response to the COVID-19 outbreak, several countries, including countries where the Company's subsidiaries operate (such as Argentina, China, Colombia, Italy, Mexico, Saudi Arabia and the United States) took mitigation and containment measures, including bans on business activities and closure of industrial facilities. The Company implemented a worldwide restructuring program and cost-containment plan aimed at preserving the financial resources and overall liquidity position and maintaining the continuity of its subsidiaries' operations; adjusted production levels at its subsidiaries' facilities including through the temporary closure of certain facilities or production lines and layoffs in several jurisdictions, and reduced capital expenditures and working capital. In addition, the Company's subsidiaries introduced remote work and other flexible work arrangements and implemented special operations protocols in order to safeguard the health, safety and wellbeing of employees, customers and suppliers. Although such measures proved to be successful to mitigate the impact of the crisis on us, if the virus continues to mutate and spread, or new pandemics or public health crises emerge and new preventive measures are imposed in the future, the Company's operations could be further affected and adversely impact our results.

Despite economic volatility as a result of the continuing presence and repercussions of COVID-19, as well as the uncertainty about the future duration and extent of the pandemic, market demand for oil is approaching pre-pandemic levels and that for natural gas already exceeds them. Oil and natural gas prices also exceed pre-COVID-19 levels, while oil and gas drilling activity is steadily increasing in North America and the rest of the world. In this context, even with raw material, energy and logistic cost increases, Tenaris's margins show a significant recovery compared to 2020.

Note 19 – Subsequent events

Annual Dividend Proposal

Upon approval of the Company's annual accounts in March 2022, the Board of Directors intends to propose, for the approval of the Annual General Shareholders' meeting to be held on May 3, 2022, the payment of an annual dividend of USD 0.41 per share (USD 0.82 per ADS), or approximately USD 484 million, which includes the interim dividend of USD 0.13 per share (USD 0.26 per ADS) or approximately USD 153 million, paid on November 24, 2021. If the annual dividend is approved by the shareholders, a dividend of USD 0.28 per share (USD 0.56 per ADS), or approximately USD 331 million will be paid on May 25, 2022, with an ex-dividend date of May 23, 2022. These annual accounts do not reflect this dividend payable.

The Russia-Ukraine armed conflict and its impact on Tenaris's operations and financial condition

On February 24, 2022, Russia launched a military attack on Ukraine. In response, the United States, the European Union and the United Kingdom have imposed a wave of sanctions against certain Russian institutions, companies and citizens. The Russian Government has retaliated by banning airlines from its airspace and has ordered economic counter measures, including restrictions on residents transferring foreign currency abroad.

Russia is a major supplier of oil and gas in Europe and worldwide, and Russia and Ukraine are both major global suppliers of internationally traded steelmaking raw materials and semi-finished steel products. For example, prior to the conflict, Russia was producing between 10-12% of the world's oil, supplying as much as 40% of the EU's natural gas, while Russia and Ukraine combined were accounting for around 50% of internationally traded pig iron, around 30% of internationally traded semi-finished steel products, and a large proportion of internationally traded ferroalloys used in steelmaking.

Tenaris S.A.

Notes to the audited annual accounts

Note 19 – Subsequent events (cont.)

As a result of the armed conflict and related sanctions, oil and gas prices have spiked upwards and foreign trade transactions involving Russian and Ukrainian counterparties have been severely affected.

Although it is hard to predict how energy and commodity prices will behave as the conflict unfolds, higher prices and even shortages of energy and raw materials used in our steelmaking operations are likely if there is a severe disruption in energy supplies to Europe or in foreign trade transactions in steel making raw materials involving Russian and Ukrainian counterparties.

Our purchases of raw materials from Russia and Ukraine, used in our production process, mainly ferroalloys for our global operations and pig iron for our European operations, amounted to approximately USD 34 million in 2021. We are seeking supplies from alternative sources in response to the interruption in supplies from Ukraine and the impact of sanctions on supplies from Russia and may be forced to pay higher prices to secure the raw materials we require for our steelmaking operations.

Our sales to Russian customers represented approximately 0.2% of our global sales in 2021. We have suspended sales to our Russian customers and purchases from Russian suppliers that would breach applicable sanctions.



Alicia Mónico
Chief Financial Officer

EXHIBIT I – ALTERNATIVE PERFORMANCE MEASURES**EBITDA, Earnings before interest, tax, depreciation and amortization.**

EBITDA provides an analysis of the operating results excluding depreciation and amortization and impairments, as they are non-cash variables which can vary substantially from company to company depending on accounting policies and the accounting value of the assets. EBITDA is an approximation to pre-tax operating cash flow and reflects cash generation before working capital variation. EBITDA is widely used by investors when evaluating businesses (multiples valuation), as well as by rating agencies and creditors to evaluate the level of debt, comparing EBITDA with net debt. EBITDA is calculated in the following manner:

EBITDA = Operating results + Depreciation and amortization + Impairment charges/(reversals).

EBITDA is a non-IFRS alternative performance measure. Operating result for the year 2021 amounted to a gain of \$708 million.

<i>Millions of U.S. dollars</i>	For the year ended December 31,		
	2021	2020	2019
Operating income (loss)	708	(663)	832
Depreciation and amortization	595	679	540
Impairment charge	57	622	-
EBITDA	1,359	638	1,372

Net cash/(debt) position

This is the net balance of cash and cash equivalents, other current investments and fixed income investments held to maturity less total borrowings. It provides a summary of the financial solvency and liquidity of the company. Net cash / (debt) is widely used by investors and rating agencies and creditors to assess the company's leverage, financial strength, flexibility and risks.

Net cash/ debt is calculated in the following manner:

Net cash= Cash and cash equivalents + Other investments (Current and Non-Current) +/- Derivatives hedging borrowings and investments – Borrowings (Current and Non-Current).

Net cash is a non-IFRS alternative performance measure.

<i>Millions of U.S. dollars</i>	At December 31,		
	2021	2020	2019
Cash and bank deposits	318	585	1,554
Other current investments	398	872	210
Non-current investments	313	239	18
Derivatives hedging borrowings and investments	2	8	19
Current borrowings	(220)	(303)	(781)
Non-current borrowings	(111)	(316)	(41)
Net cash position	700	1,085	980

Free Cash Flow

Free cash flow is a measure of financial performance, calculated as operating cash flow less capital expenditures. FCF represents the cash that a company is able to generate after spending the money required to maintain or expand its asset base. Free cash flow is calculated in the following manner:

Free cash flow = Net cash (used in) provided by operating activities – Capital expenditures.

Free cash flow is a non-IFRS alternative performance measure. Net cash provided by operating activities for the year 2021 amounted to \$119 million.

<i>Millions of U.S. dollars</i>	For the year ended December 31,		
	2021	2020	2019
Net cash provided by operating activities	119	1,520	1,528
Capital expenditures	(240)	(193)	(350)
Free cash flow	(120)	1,327	1,178

INVESTOR INFORMATION

Investor Relations Director

Giovanni Sardagna

Luxembourg Office

26 Boulevard Royal
4th Floor
L-2449 Luxembourg
(352) 26 47 89 78 tel
(352) 26 47 89 79 fax

Phones

USA 1 888 300 5432
Argentina (54) 11 4018 2928
Italy (39) 02 9925 0954
Mexico (52) 229 9891159

General Inquiries

investors@tenaris.com

Stock Information

New York Stock Exchange (TS)
Mercato Telematico Azionario (TEN)
Bolsa Mexicana de Valores, S.A.B. de C.V. (TS)

ADS Depositary Bank

Deutsche Bank
CUSIP No. 88031M019

Internet

www.tenaris.com