




Investor Presentation
April 2008





Disclaimer

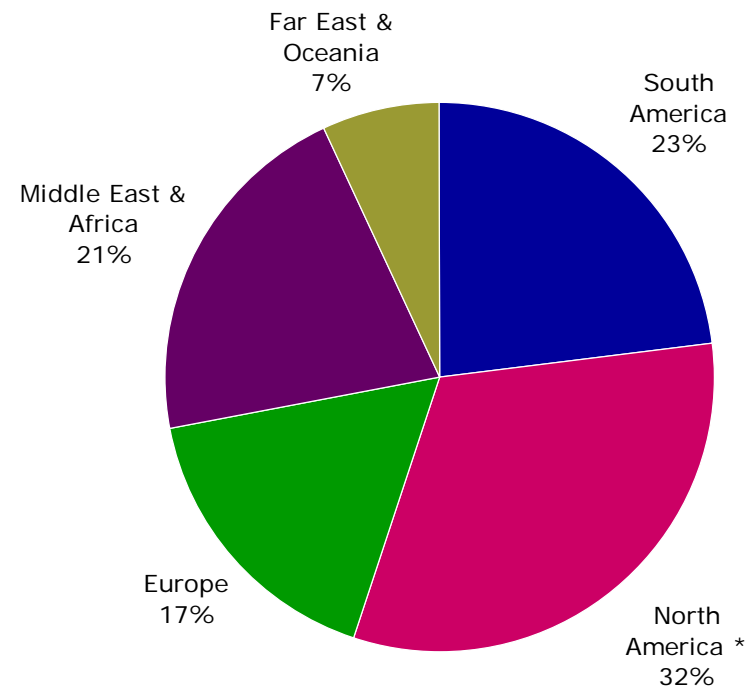
This presentation contains “forward-looking statements.” Forward-looking statements are based on management’s current views and assumptions and involve known and unknown risks that could cause actual results, performance or events to differ materially from those expressed or implied by those statements. These statements include information regarding management strategy, investment plans, development and growth of the seamless steel pipe and oil and gas industries, trends and other prospective data, including trends regarding the development of raw material costs and the levels of investment in oil and gas drilling worldwide and general economic conditions in the countries where Tenaris operates and sells its products and services. We do not undertake to update any forward-looking statement to reflect events or circumstances after the date of this document or to reflect the occurrence of unanticipated events.

Global industrial system serving the energy industry



- Annual manufacturing capacity of six million tons of steel pipes
 - 3.4 million tons of seamless pipes
 - 1.9 million tons of welded pipes
 - 850 K tons of welded pipes for pipeline projects
- Manufacturing facilities in 15 countries
- R&D centers in four countries
- Service and distribution network in 25 countries
- 23,500 employees

Net Sales 2007



* Includes Mexico

With unmatched global footprint



TenarisHydril: a new world of premium connections



- Deepwater
- Deep directional
- Sour gas
- Thermal
- Arctic
- Horizontal and extended reach
- Drilling with casing

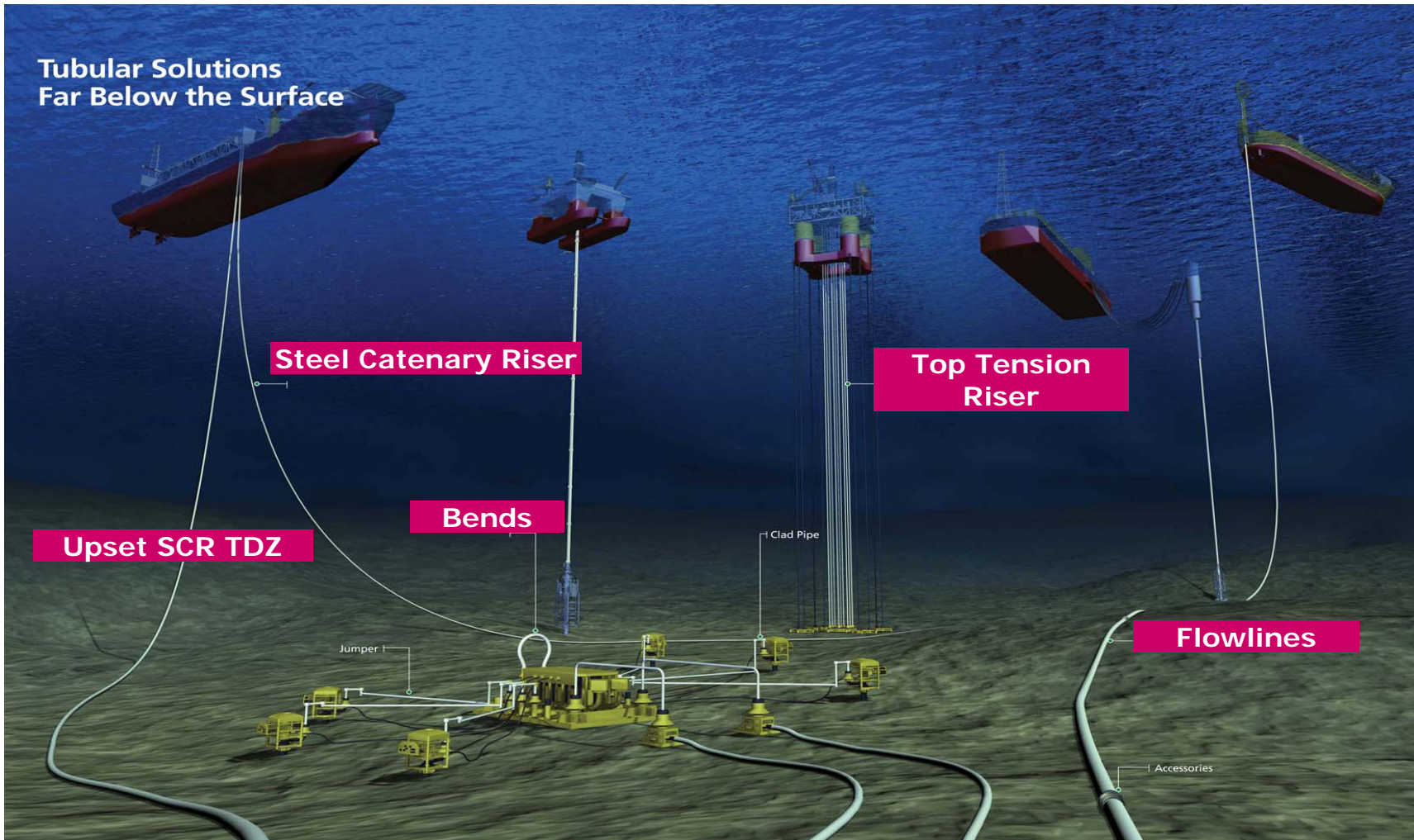


Blue™



Wedge 523™

Advanced deepwater line pipe technologies



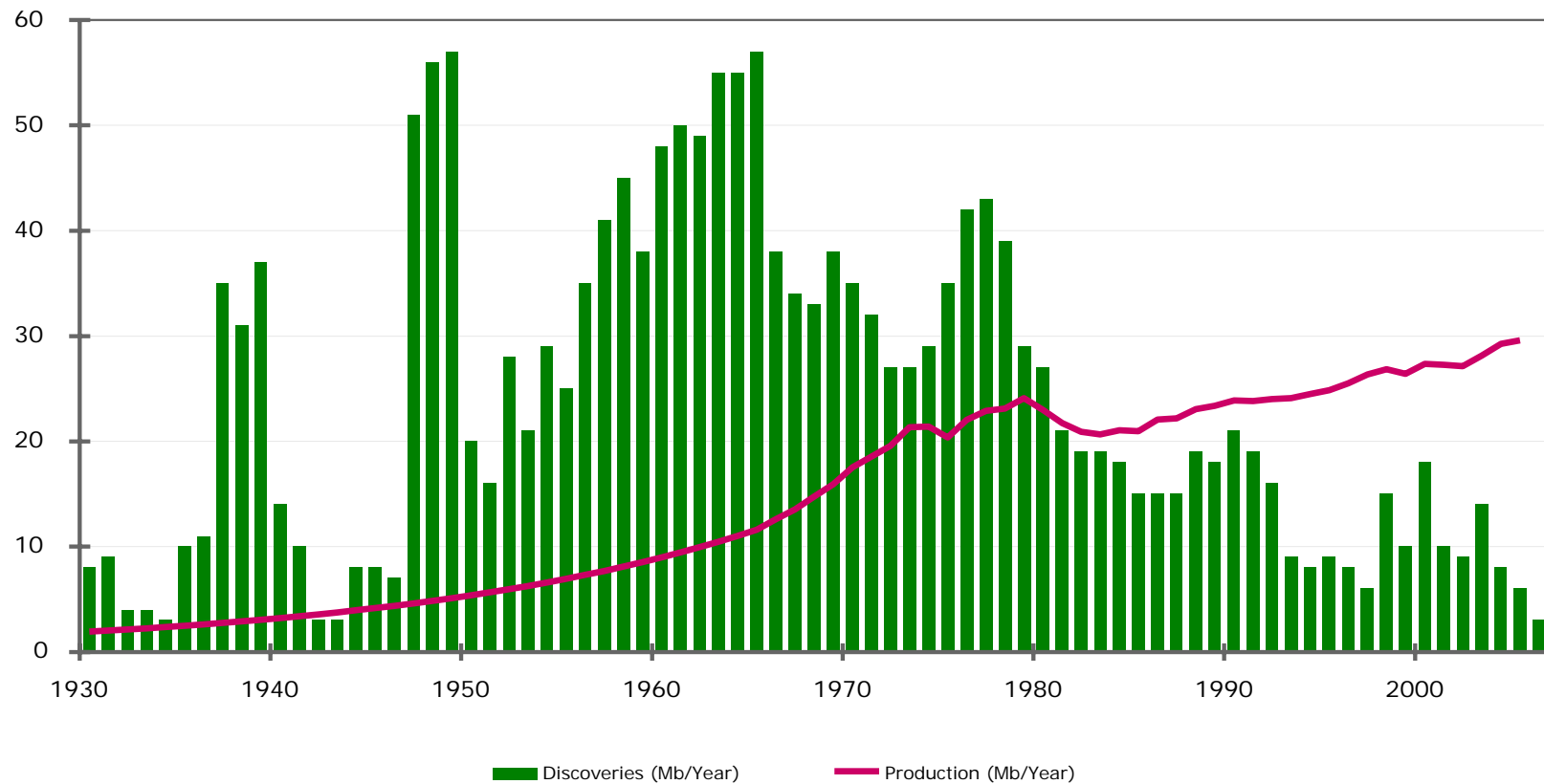
Managing the supply chain from the mill to the well



- String design
- Inventory and pipe management
- Just-in-time delivery to the rig
- Accessories procurement
- Tubular running assistance



Oil demand growing but limited discoveries

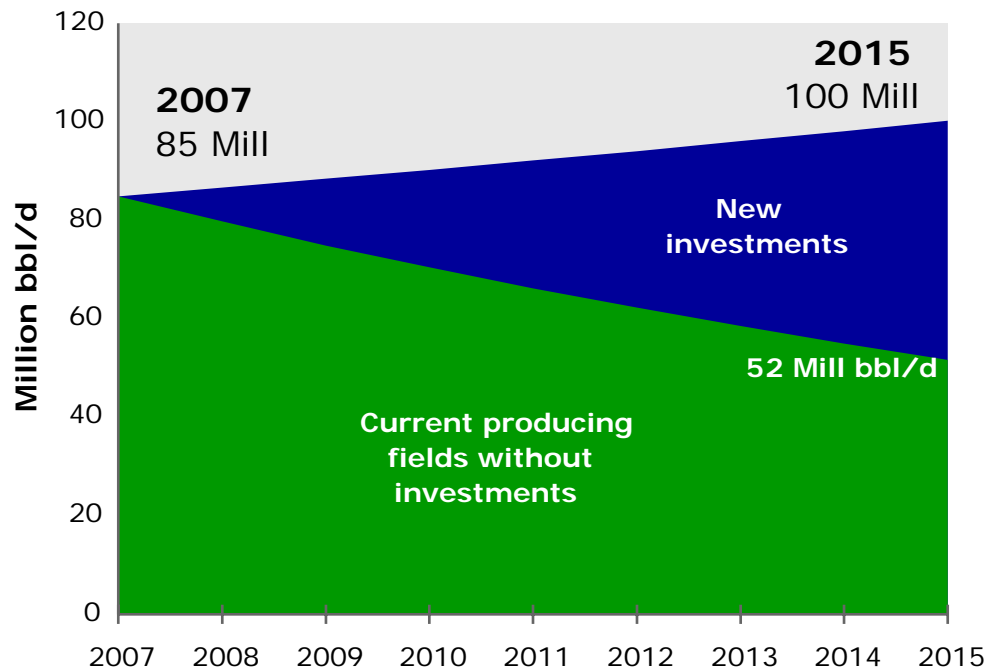


Source: BP Statistics and Wood Mackenzie

Natural decline rates and access complicate efforts to meet demand

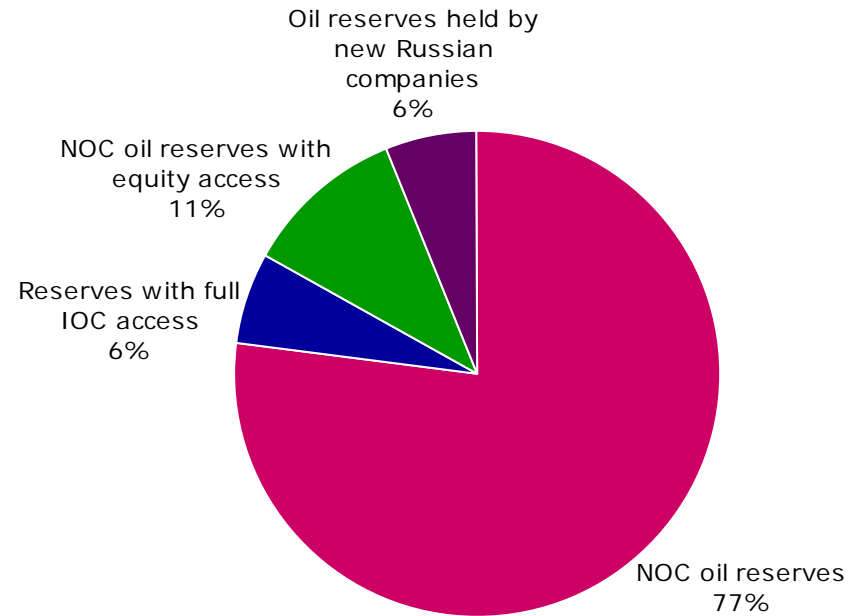


World oil demand and production



Source: Estimates based on IEA

Access to world's proven oil reserves



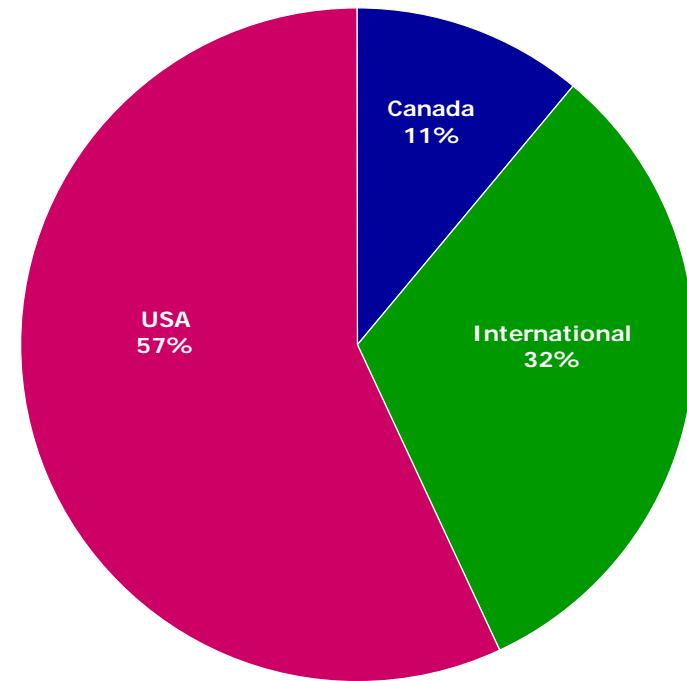
Source: PFC Energy

Drilling activity



Year 2004 = 100	2004	2005	2006	2007
Rig count				
USA	100	116	138	149
<i>% Change</i>		16%	19%	7%
Canada	100	124	127	93
<i>% Change</i>		24%	3%	(27%)
International	100	109	111	120
<i>% Change</i>		9%	2%	9%
Total	100	115	127	130
<i>% Change</i>		15%	11%	2%
Onshore	100	116	131	134
<i>% Change</i>		16%	12%	3%
Offshore	100	106	106	105
<i>% Change</i>		6%	0%	(0%)
Total	100	115	127	130
<i>% Change</i>		15%	11%	2%

2007 rigs by area



Total rigs 3,116

Source: Baker Hughes

Global OCTG market

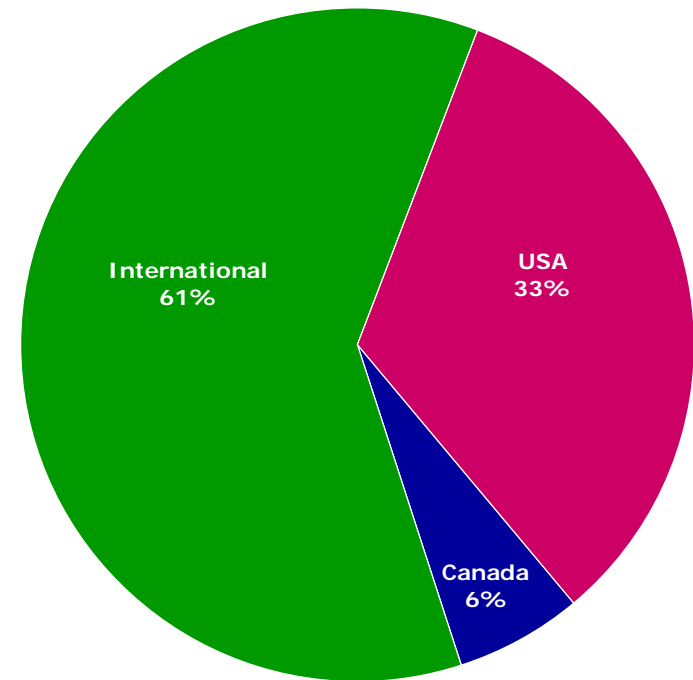


2007 OCTG apparent demand

Year 2004 = 100

OCTG market

	2004	2005	2006	2007
Operative consumption	100	113	125	136
<i>% Change</i>		13%	10%	8%
Apparent demand	100	117	134	130
<i>% Change</i>		17%	14%	(3%)



Source: Company data

Operating results



Millions of US\$ (except ratios and per ADS amounts)	2004	2005	2006	2007
Net sales	3,718	6,210	7,728	10,042
Tubes	3,273	5,128	6,827	8,553
Projects	280	790	454	876
Others	165	292	447	613
Operating income	806	1,946	2,792	2,957
EBITDA ¹	887	2,158	3,046	3,449
EBITDA margin	24%	35%	39%	34%
Net income ²	785	1,278	1,945	1,924
Earnings per ADS	1.33	2.16	3.30	3.26
Net debt	828	183	2,095	2,970
Net debt / EBITDA	0.93	0.08	0.69	0.86
ROE	36%	43%	44%	31%

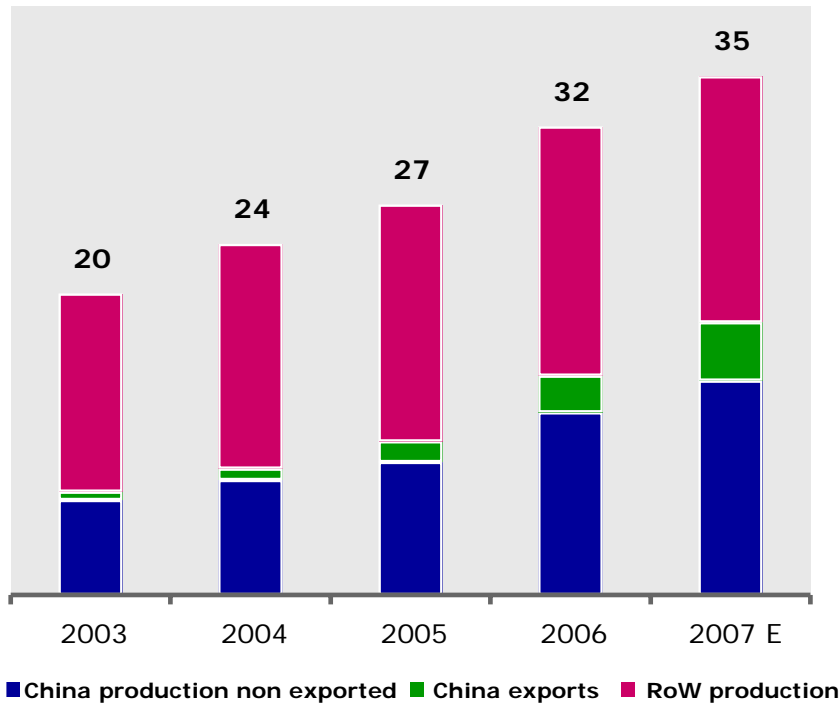
(1) EBITDA = Operating income plus depreciation and amortization. Except for 2004 where non-recurring gains relating to Fintecna arbitration award are excluded

(2) Attributable to shareholders.

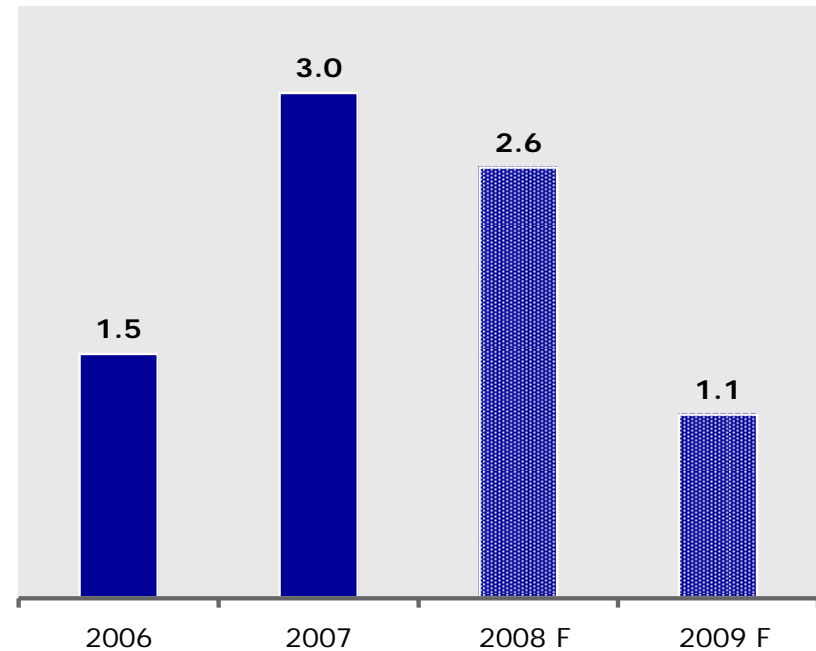
China and the competitive environment



World and Chinese seamless pipe production (Mton)



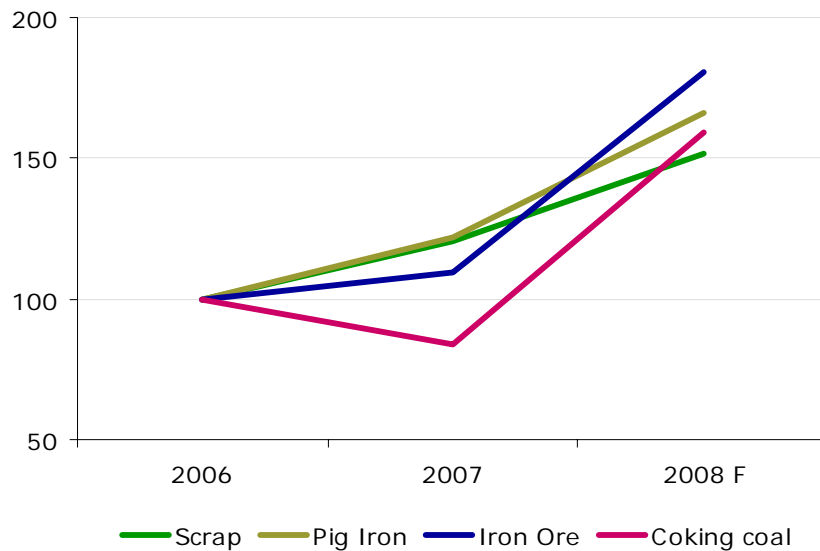
Chinese increase in seamless capacity (Mton)



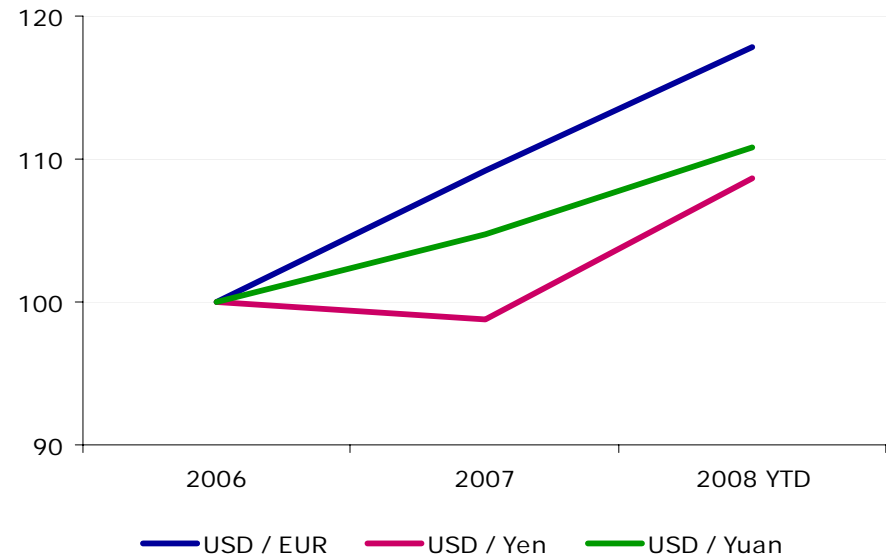
Evolution of industry costs



**Raw materials
(2006=100)**



**FX rates
(2006=100)**

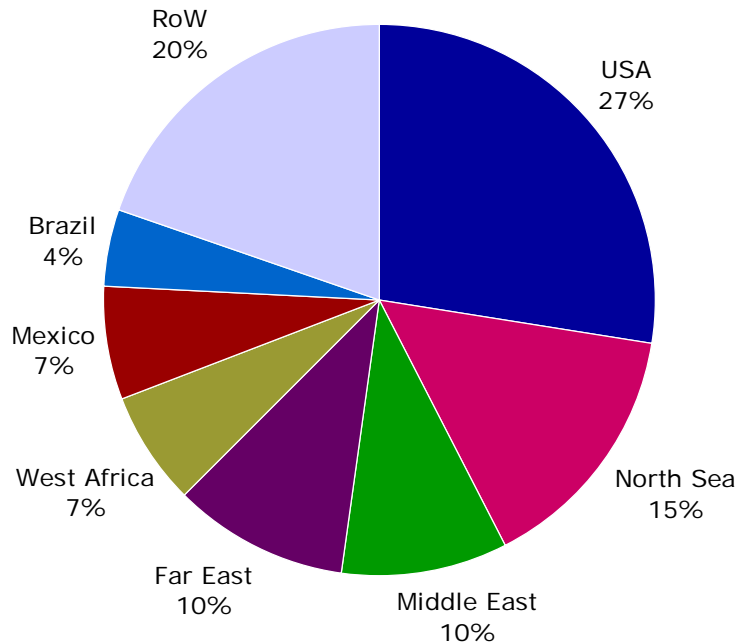


Note: FX rate for 2008 is YTD average
Source: CRU and company data

Expansion of offshore drilling fleet

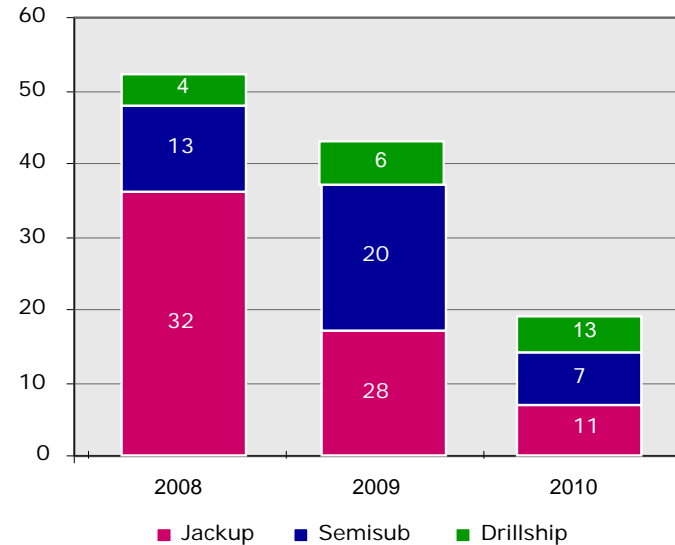


**Rigs by region
(January 2008)**



134 new rigs are scheduled to be delivered between 2008 and 2010

new-build scheduled delivery



Existing rigs as of Jan 2008

Jackup	417
Semisub	169
Drillship	38

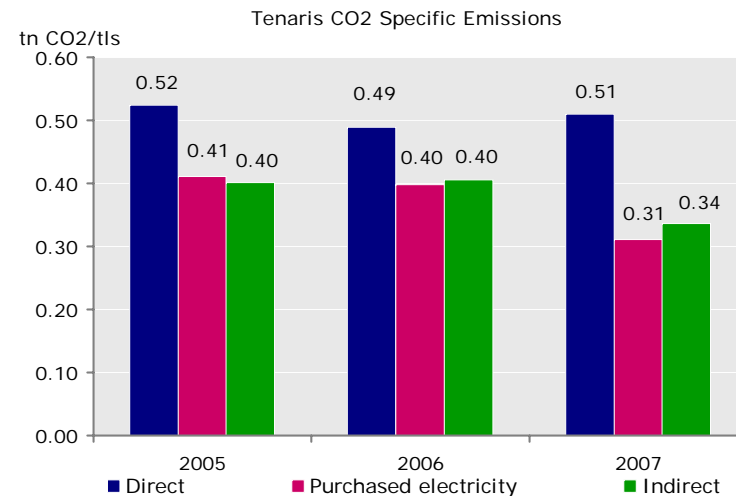
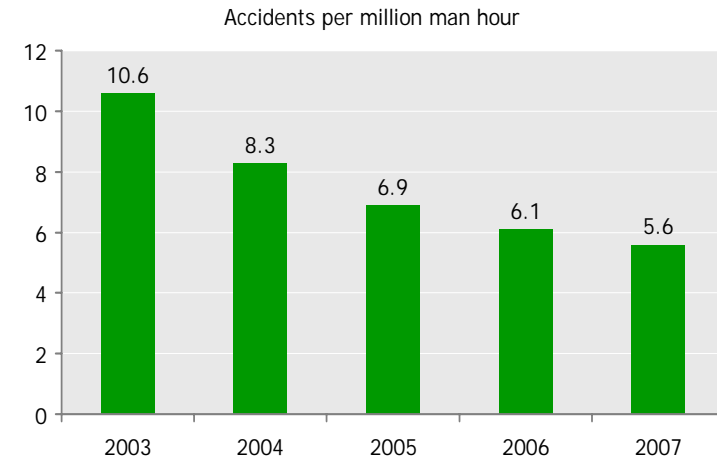
Source: Rig Logix

Tenaris: unique global positioning




- Product and service differentiation
- Industrial presence in key markets
- Global industrial and commercial system
- Quality, health, safety and environment management
- Investing in research and development
- Focus on human resources

Safety and environmental indicators



Sector Approach IISI (International Iron & Steel Institute) methodology. www.worldsteel.org/



Tenaris

Tubular Technologies. Innovative Services.